

SINDH Education Management Information System (SEMIS)



**District Education Profile**  
**West Karachi**  
**2014 - 15**



**REFORM SUPPORT UNIT**

Education and Literacy Department

Government of Sindh, Karachi

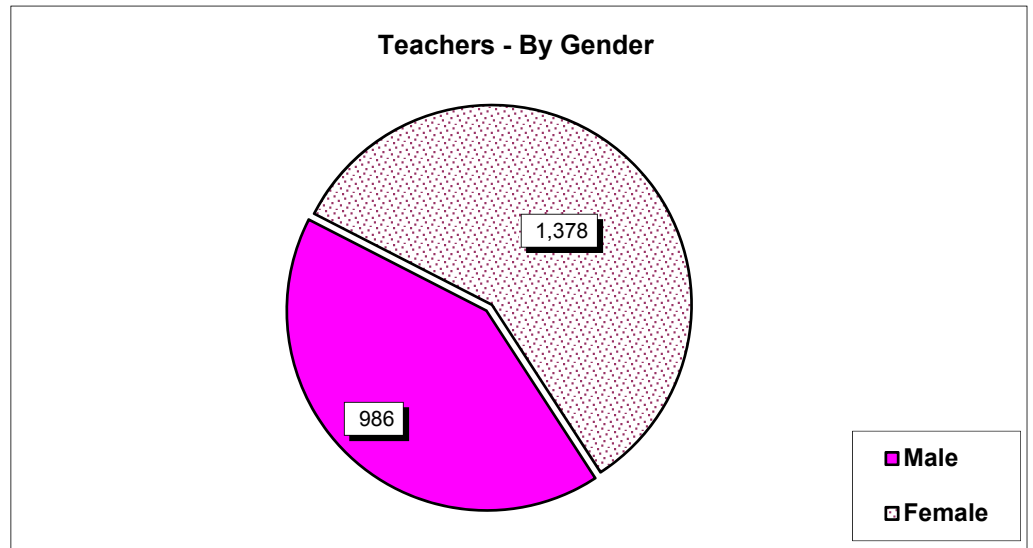
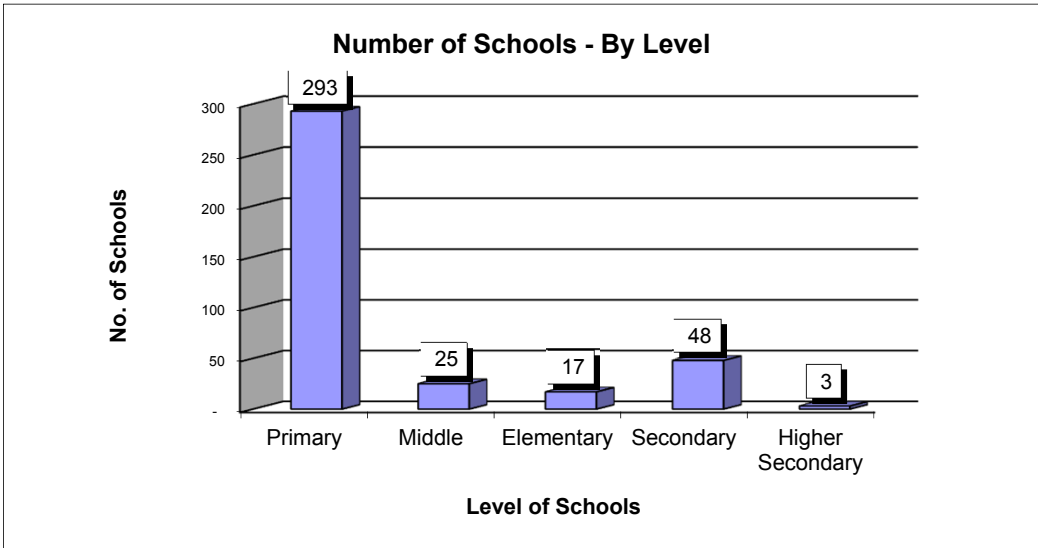
## TABLE OF CONTENTS

### District West Karachi

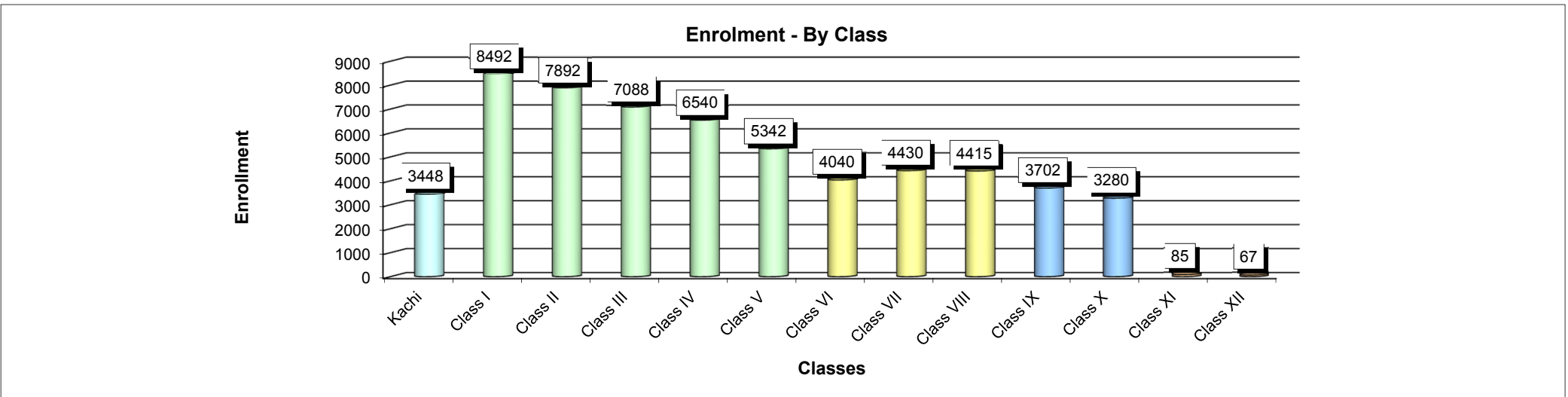
TOPICS		Page No
Graph	- Basic Education Summary	1
Summary	- Schools, Enrolment and Teachers by Gender and level wise.	2
Schools	- Gender, Level and Status wise.	3
	- Medium and Shift wise.	4
Enrolment	- Gender, Level and Classes stage wise.	5
Teachers	- Gender, Level and Type of Post wise	6
	- Gender, Level and Professional Training wise.	7
Buildings	- School Buildings Status Gender and Level wise.	8
Facilities	- Schools having Basic Facilities.	9
	- Schools having Advance Facilities.	10
	- Classroom Facilities Gender and level wise.	11
Taluka Summary	- Number of Schools, Enrolment , Teachers and School status	12

Total Schools : 386

Total Teachers 2,364



Total Enrollment : 58,821



Basic Ratio ---- Students per Teachers : 25

Students per School : 152

Students per Classroom : 26

Teachers per School : 6

District : West Karachi		No. of Schools	Enrolment			Teachers			Student per Teacher Ratio
School Gender	School Level	Total	Boys	Girls	Total	Male	Female	Total	
Boys	Primary	68	4,151	957	5,108	187	107	294	17
	Middle	14	734	39	773	35	25	60	13
	Elementary	4	449	-	449	14	8	22	20
	Secondary	24	7,015	5,782	12,797	236	301	537	24
	Higher Secondary	1	401	-	401	11	2	13	31
	Total		111	12,750	6,778	19,528	483	443	926
Girls	Primary	44	18	6,781	6,799	6	220	226	30
	Middle	6	-	362	362		24	24	15
	Elementary	3	-	795	795	6	10	16	50
	Secondary	22	688	7,269	7,957	18	194	212	38
	Higher Secondary	1	-	387	387		6	6	65
	Total		76	706	15,594	16,300	30	454	484
Mixed	Primary	181	10,591	9,658	20,249	385	424	809	25
	Middle	5	211	206	417	19	8	27	15
	Elementary	10	484	633	1,117	28	17	45	25
	Secondary	2	201	322	523	19	2	21	25
	Higher Secondary	1	344	343	687	22	30	52	13
	Total		199	11,831	11,162	22,993	473	481	954
Total	Primary	293	14,760	17,396	32,156	578	751	1,329	24
	Middle	25	945	607	1,552	54	57	111	14
	Elementary	17	933	1,428	2,361	48	35	83	28
	Secondary	48	7,904	13,373	21,277	273	497	770	28
	Higher Secondary	3	745	730	1,475	33	38	71	21
Grand Total		386	25,287	33,534	58,821	986	1,378	2,364	25

**Schools : Gender, Level, Location and Status wise**
**3**

District : West Karachi		Urban Area			Rural Area			Total Schools		
School Gender	School Level	Functional	Closed	Total	Functional	Closed	Total	Functional	Closed	Total
Boys	Primary	62	5	67		1	1	62	6	68
	Middle	14		14			-	14	-	14
	Elementary	4		4			-	4	-	4
	Secondary	24		24			-	24	-	24
	Higher Secondary	1		1			-	1	-	1
	Total		105	5	110	-	1	1	105	6
Girls	Primary	43		43	1		1	44	-	44
	Middle	6		6			-	6	-	6
	Elementary	3		3			-	3	-	3
	Secondary	22		22			-	22	-	22
	Higher Secondary	1		1			-	1	-	1
	Total		75	-	75	1	-	1	76	-
Mixed	Primary	171	5	176	5		5	176	5	181
	Middle	5		5			-	5	-	5
	Elementary	9	1	10			-	9	1	10
	Secondary	2		2			-	2	-	2
	Higher Secondary	1		1			-	1	-	1
	Total		188	6	194	5	-	5	193	6
Total	Primary	276	10	286	6	1	7	282	11	293
	Middle	25	-	25	-	-	-	25	-	25
	Elementary	16	1	17	-	-	-	16	1	17
	Secondary	48	-	48	-	-	-	48	-	48
	Higher Secondary	3	-	3	-	-	-	3	-	3
Grand Total		368	11	379	6	1	7	374	12	386

Note : Closed = Both Temporary (36 ) and Permanent ( 02 ) Closed Schools included

District : West Karachi		Schools by Medium					Schools by Shift				Number of Branch Schools
School Gender	School Level	Urdu	Sindhi	English	Mixed	Total	Morning	Afternoon	Both	Total	
Boys	Primary	67	1			68	29	39	-	68	1
	Middle	14				14	6	8	-	14	-
	Elementary	4				4	1	3	-	4	-
	Secondary	23			1	24	8	15	1	24	-
	Higher Secondary	1				1	1	-	-	1	-
	Total		109	1	-	1	111	45	65	1	111
Girls	Primary	44				44	35	9	-	44	1
	Middle	6				6	5	1	-	6	-
	Elementary	3				3	2	1	-	3	-
	Secondary	21			1	22	19	2	1	22	-
	Higher Secondary	1				1	1	-	-	1	-
	Total		75	-	-	1	76	62	13	1	76
Mixed	Primary	175	4		2	181	142	38	1	181	1
	Middle	5				5	2	3	-	5	-
	Elementary	10				10	8	2	-	10	-
	Secondary	2				2	1	1	-	2	1
	Higher Secondary				1	1	-	-	1	1	-
	Total		192	4	-	3	199	153	44	2	199
Total	Primary	286	5	-	2	293	206	86	1	293	3
	Middle	25	-	-	-	25	13	12	-	25	-
	Elementary	17	-	-	-	17	11	6	-	17	-
	Secondary	46	-	-	2	48	28	18	2	48	1
	Higher Secondary	2	-	-	1	3	2	-	1	3	-
Grand Total		376	5	-	5	386	260	122	4	386	4

**Enrolment : Gender, Level and Class Stage wise**
**5**

District : West Karachi	Boys Enrolment Class Stages wise						Girls Enrolment Class Stages wise						Grand Total	
	School Level	Kachi	I to V	VI to VIII	IX to X	XI to XII	Total	Kachi	I to V	VI to VIII	IX to X	XI to XII		Total
Primary	1,387	13,294	79				14,760	1,451	15,796	149			17,396	32,156
Middle		59	886				945		33	574			607	1,552
Elementary	36	561	336				933	120	1,075	233			1,428	2,361
Secondary	157	2,041	3,053	2,653			7,904	255	2,248	6,983	3,887		13,373	21,277
Higher Secondary	12	119	269	193	152		745	30	128	323	249		730	1,475
Grand Total	1,592	16,074	4,623	2,846	152		25,287	1,856	19,280	8,262	4,136	0	33,534	58,821

**Teachers : Level and Type of Post wise**
**6**

District : West Karachi		Teaching Staff by Type of Post										Grand Total
Teacher Gender	School Level	Govt. Regular	Govt. Contract	SMC	NCHD	ESRA / US Aid	UNICEF	Other Donor	Volunteer	Local Bodi (Reg/Con)	Not Provided	
Male	Primary	513	12			4		45	4			578
	Middle	47						6	1			54
	Elementary	41	1					6				48
	Secondary	251	13	2		2		5				273
	Higher Secondary	31	1					1				33
	Total	883	27	2	-	6	-	63	5	-	-	986
Female	Primary	652	16		1	2	13	67				751
	Middle	48	5					4				57
	Elementary	29						6				35
	Secondary	404	24	7	1	2	3	35	21			497
	Higher Secondary	35	2					1				38
	Total	1,168	47	7	2	4	16	113	21	-	-	1,378
Total	Primary	1,165	28	-	1	6	13	112	4	-	-	1,329
	Middle	95	5	-	-	-	-	10	1	-	-	111
	Elementary	70	1	-	-	-	-	12	-	-	-	83
	Secondary	655	37	9	1	4	3	40	21	-	-	770
	Higher Secondary	66	3	-	-	-	-	2	-	-	-	71
Grand Total		2,051	74	9	2	10	16	176	26	-	-	2,364



**Teachers : Gender and Professional Training wise**
**7**

District : West Karachi		Teaching Staff by Professional Training wise							Grand Total
Teacher Gender	School Level	PTC	C.T	B. Ed	M. Ed	Other	Untrained	Not Provided	Total
Male	Primary		339	97	103	12	18	9	578
	Middle		9	13	14	11	6	1	54
	Elementary		23	13	11			1	48
	Secondary	3	37	36	115	53	21	8	273
	Higher Secondary		1	3	15	11	3		33
	Total		3	409	162	258	87	48	19
Female	Primary	19	427	122	139	18	18	8	751
	Middle		9	17	22	7	1	1	57
	Elementary		13	4	15		3		35
	Secondary	7	79	58	259	58	8	28	497
	Higher Secondary		4	4	17	11	2		38
	Total		26	532	205	452	94	32	37
Total	Primary	19	766	219	242	30	36	17	1,329
	Middle	-	18	30	36	18	7	2	111
	Elementary	-	36	17	26	-	3	1	83
	Secondary	10	116	94	374	111	29	36	770
	Higher Secondary	-	5	7	32	22	5	-	71
Grand Total		29	941	367	710	181	80	56	2,364

District : West Karachi		Schools by Building						Total Schools	Total Number of Classrooms
		Other Ownership	Govt. Ownership			Rental	Shelterless (No Build / No Info)		
			Satisfactory	Repairable	Dangerous				
School Gender	School Level								
Boys	Primary	2	30	28	6	2	-	68	306
	Middle	-	6	7	1	-	-	14	49
	Elementary	-	3	-	1	-	-	4	21
	Secondary	1	11	10	1	1	-	24	410
	Higher Secondary	-	-	1	-	-	-	1	7
	Total	3	50	46	9	3	-	111	793
Girls	Primary	1	24	16	3	-	-	44	260
	Middle	-	1	4	-	-	1	6	15
	Elementary	-	1	2	-	-	-	3	23
	Secondary	-	14	7	1	-	-	22	235
	Higher Secondary	-	1	-	-	-	-	1	10
	Total	1	41	29	4	-	1	76	543
Mixed	Primary	7	60	76	31	4	3	181	765
	Middle	-	5	-	-	-	-	5	24
	Elementary	-	6	2	2	-	-	10	56
	Secondary	-	1	1	-	-	-	2	6
	Higher Secondary	-	-	1	-	-	-	1	40
	Total	7	72	80	33	4	3	199	891
Total	Primary	10	114	120	40	6	3	293	1,331
	Middle	-	12	11	1	-	1	25	88
	Elementary	-	10	4	3	-	-	17	100
	Secondary	1	26	18	2	1	-	48	651
	Higher Secondary	-	1	2	-	-	-	3	57
Grand Total		11	163	155	46	7	4	386	2,227

Note : Closed Schools Included

Source: SEMIS Census 2014 - 2015

District : West Karachi			Schools having Basic Facilities					Schools having	
School Gender	School Level	Schools	Electricity	Toilets	Drinking Water	Boundary Wall	Play Ground	Library	Lab / Sci. Lab
Boys	Primary	68	49	53	42	63	10	1	1
	Middle	14	10	13	9	14	4	1	-
	Elementary	4	3	4	3	4	-	-	-
	Secondary	24	22	22	18	24	8	2	18
	Higher Secondary	1	1	1	-	1	-	1	1
	Total	111	85	93	72	106	22	5	20
Girls	Primary	44	34	42	33	42	11	1	-
	Middle	6	5	5	5	5	1	-	-
	Elementary	3	2	3	2	3	1	-	-
	Secondary	22	20	21	17	22	12	3	10
	Higher Secondary	1	1	1	1	1	1	-	-
	Total	76	62	72	58	73	26	4	10
Mixed	Primary	181	124	116	78	158	37	2	-
	Middle	5	2	5	4	5	5	-	-
	Elementary	10	7	10	8	10	4	-	-
	Secondary	2	2	2	2	2	-	-	1
	Higher Secondary	1	1	1	1	1	1	1	1
	Total	199	136	134	93	176	47	3	2
Total	Primary	293	207	211	153	263	58	4	1
	Middle	25	17	23	18	24	10	1	-
	Elementary	17	12	17	13	17	5	-	-
	Secondary	48	44	45	37	48	20	5	29
	Higher Secondary	3	3	3	2	3	2	2	2
Grand Total		386	283	299	223	355	95	12	32
Without Facilities / No Info			103	87	163	31	291	374	354

Note : Closed Schools Included

Source: SEMIS Census 2014 - 2015

Sindh Education Management Information System (SEMIS)

**Schools with Advance Facilities : Gender and Level wise**
**10**

District : West Karachi			Schools having / Received Facilities of			
School Gender	School Level	Schools	Functional SMC	Free Text Books	Construction Works	Campus Schools
Boys	Primary	68	60	61	17	-
	Middle	14	13	14	2	-
	Elementary	4	4	4	4	-
	Secondary	24	20	24	4	12
	Higher Secondary	1	1	1	-	-
	Total	111	98	104	27	12
Girls	Primary	44	40	43	12	-
	Middle	6	6	6	1	-
	Elementary	3	3	3	1	-
	Secondary	22	22	22	6	1
	Higher Secondary	1	1	1	-	-
	Total	76	72	75	20	1
Mixed	Primary	181	164	172	17	-
	Middle	5	5	5	-	-
	Elementary	10	9	9	1	-
	Secondary	2	2	2	-	-
	Higher Secondary	1	1	1	-	1
	Total	199	181	189	18	1
Total	Primary	293	264	276	46	-
	Middle	25	24	25	3	-
	Elementary	17	16	16	6	-
	Secondary	48	44	48	10	13
	Higher Secondary	3	3	3	-	1
Grand Total		386	351	368	65	14

Without Facilities / No Info		35	18	321	372
------------------------------	--	----	----	-----	-----

SMC = School Management Committee

Note : Closed Schools Included

Source: SEMIS Census 2014 - 2015

Sindh Education Management Information System (SEMIS)

## District : West Karachi

School Gender	School Level	Student Chairs	Student Desks	Black Boards	Teachers Tables	Teachers Chairs	Fans	Computers
Boys	Primary	237	2,791	331	230	470	210	7
	Middle	-	819	65	21	116	66	-
	Elementary	-	220	21	12	28	33	2
	Secondary	864	5,276	443	227	750	401	50
	Higher Secondary	-	200	7	5	20	15	15
	Total		1,101	9,306	867	495	1,384	725
Girls	Primary	561	2,846	293	176	376	320	-
	Middle	42	301	22	20	53	16	-
	Elementary	33	410	32	27	30	53	-
	Secondary	719	3,843	201	105	353	287	130
	Higher Secondary	-	50	11	1	6	45	-
	Total		1,355	7,450	559	329	818	721
Mixed	Primary	720	7,132	966	621	1,195	713	24
	Middle	68	235	21	18	57	7	-
	Elementary	25	491	52	54	94	73	-
	Secondary	-	96	13	6	20	31	-
	Higher Secondary	48	377	26	27	49	79	18
	Total		861	8,331	1,078	726	1,415	903
Total	Primary	1,518	12,769	1,590	1,027	2,041	1,243	31
	Middle	110	1,355	108	59	226	89	-
	Elementary	58	1,121	105	93	152	159	2
	Secondary	1,583	9,215	657	338	1,123	719	180
	Higher Secondary	48	627	44	33	75	139	33
Grand Total		3,317	25,087	2,504	1,550	3,617	2,349	246

District : West Karachi	No. of Schools				Enrolment			Teachers			School Status	
Taluka Name	Boys	Girls	Mixed	Total	Boys	Girls	Total	Male	Female	Total	Functional	Closed
SITE Town	51	38	46	135	7,751	12,064	19,815	313	603	916	131	4
Baldia Town	19	19	60	98	6,093	7,998	14,091	264	270	534	98	0
Orangi Town	41	19	93	153	11,443	13,472	24,915	409	505	914	145	8
District Total	111	76	199	386	25,287	33,534	58,821	986	1,378	2,364	374	12

Source: SEMIS Census 2014 - 2015

Sindh Education Management Information System (SEMIS)