

SINDH Education Management Information System (SEMIS)

District Education Profile

Thatta

2014 - 15



REFORM SUPPORT UNIT

Education and Literacy Department

Government of Sindh, Karachi

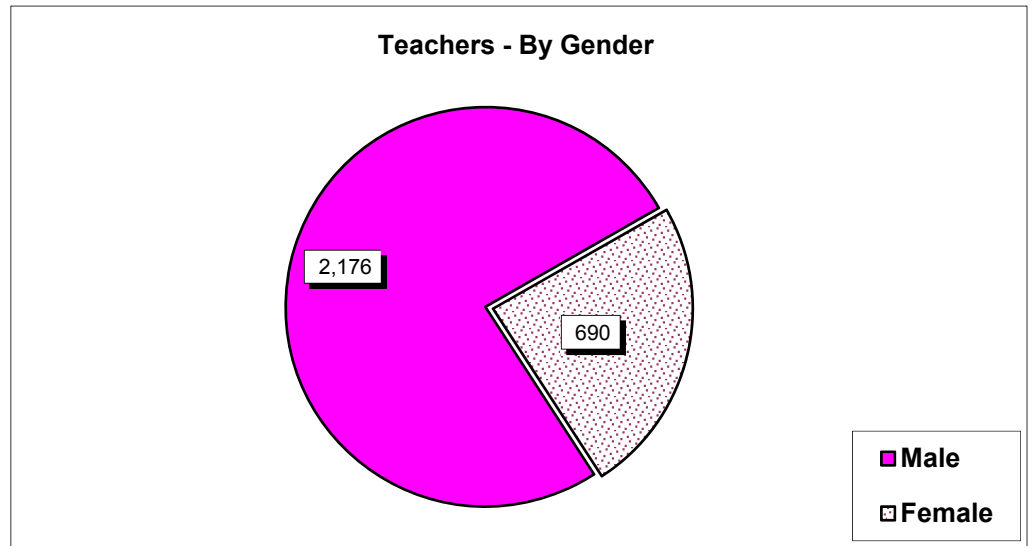
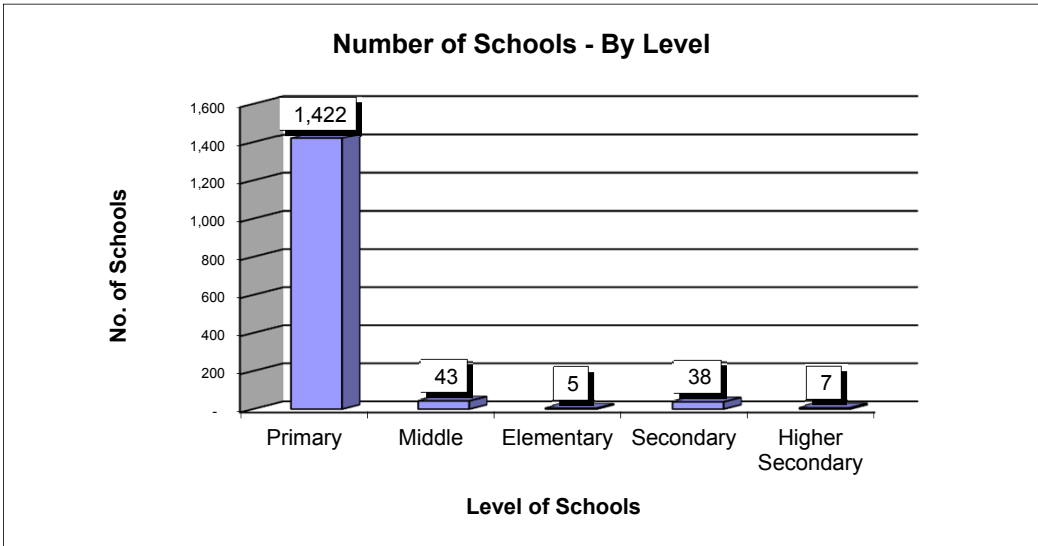
TABLE OF CONTENTS

District Thatta

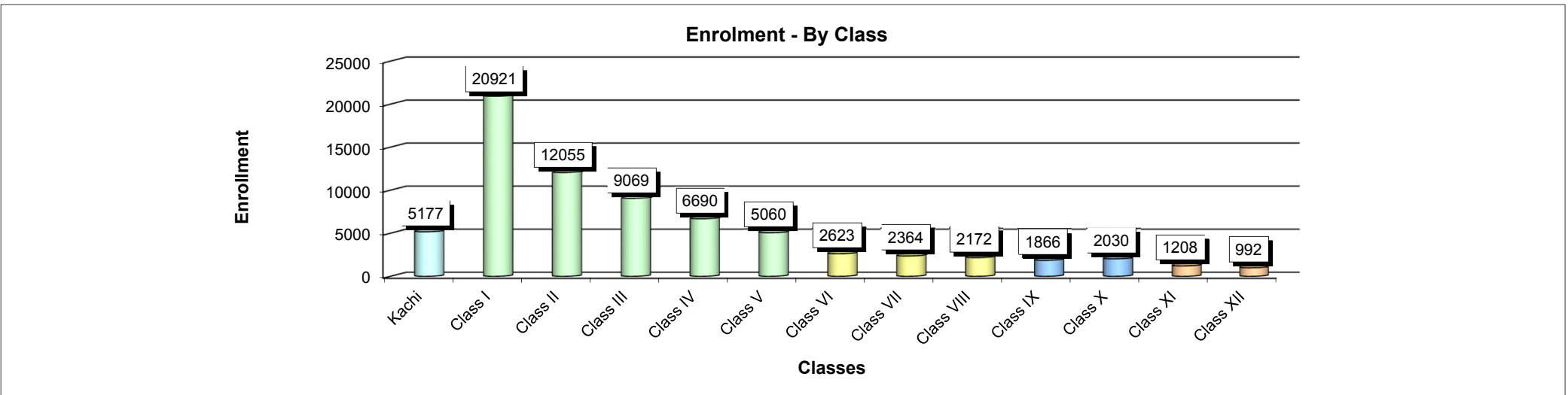
TOPICS		Page No
Graph	- Basic Education Summary	1
Summary	- Schools, Enrolment and Teachers by Gender and level wise.	2
Schools	- Gender, Level and Status wise.	3
	- Medium and Shift wise.	4
Enrolment	- Gender, Level and Classes stage wise.	5
Teachers	- Gender, Level and Type of Post wise	6
	- Gender, Level and Professional Training wise.	7
Buildings	- School Buildings Status Gender and Level wise.	8
Facilities	- Schools having Basic Facilities.	9
	- Schools having Advance Facilities.	10
	- Classroom Facilities Gender and level wise.	11
Taluka Summary	- Number of Schools, Enrolment , Teachers and School status	12

Total Schools : 1,515

Total Teachers 2,866



Total Enrollment : 72,227



Basic Ratio ---- Students per Teachers : 25 Students per School : 48 Students per Classroom : 25 Teachers per School : 02

District : Thatta		No. of Schools	Enrolment			Teachers			Student per Teacher Ratio
School Gender	School Level	Total	Boys	Girls	Total	Male	Female	Total	
Boys	Primary	713	18,825	5,050	23,875	811		811	29
	Middle	17	480	90	570	48		48	12
	Elementary	3	628	136	764	27		27	28
	Secondary	23	5,686	741	6,427	350	25	375	17
	Higher Secondary	4	1,876	148	2,024	94		94	22
	Total		760	27,495	6,165	33,660	1,330	25	1,355
Girls	Primary	174	493	8,032	8,525	3	331	334	26
	Middle	14	-	441	441		58	58	8
	Elementary	2	-	386	386		17	17	23
	Secondary	12	686	3,073	3,759	30	216	246	15
	Higher Secondary	1	218	450	668		27	27	25
	Total		203	1,397	12,382	13,779	33	649	682
Mixed	Primary	535	14,417	7,500	21,917	683	16	699	31
	Middle	12	428	180	608	52		52	12
	Elementary				-			-	-
	Secondary	3	260	74	334	30		30	11
	Higher Secondary	2	1,731	198	1,929	48		48	40
	Total		552	16,836	7,952	24,788	813	16	829
Total	Primary	1,422	33,735	20,582	54,317	1,497	347	1,844	29
	Middle	43	908	711	1,619	100	58	158	10
	Elementary	5	628	522	1,150	27	17	44	26
	Secondary	38	6,632	3,888	10,520	410	241	651	16
	Higher Secondary	7	3,825	796	4,621	142	27	169	27
Grand Total		1,515	45,728	26,499	72,227	2,176	690	2,866	25

Schools : Gender, Level, Location and Status wise
3

District : Thatta		Urban Area			Rural Area			Total Schools		
School Gender	School Level	Functional	Closed	Total	Functional	Closed	Total	Functional	Closed	Total
Boys	Primary	7	3	10	468	235	703	475	238	713
	Middle	-	-	-	10	7	17	10	7	17
	Elementary	-	-	-	2	1	3	2	1	3
	Secondary	2	-	2	21	-	21	23	-	23
	Higher Secondary	-	-	-	4	-	4	4	-	4
	Total		9	3	12	505	243	748	514	246
Girls	Primary	7	-	7	119	48	167	126	48	174
	Middle	-	-	-	12	2	14	12	2	14
	Elementary	1	-	1	1	-	1	2	-	2
	Secondary	3	-	3	9	-	9	12	-	12
	Higher Secondary	-	-	-	1	-	1	1	-	1
	Total		11	-	11	142	50	192	153	50
Mixed	Primary	3	-	3	440	92	532	443	92	535
	Middle	-	-	-	12	-	12	12	-	12
	Elementary	-	-	-	-	-	-	-	-	-
	Secondary	-	-	-	3	-	3	3	-	3
	Higher Secondary	1	-	1	1	-	1	2	-	2
	Total		4	-	4	456	92	548	460	92
Total	Primary	17	3	20	1,027	375	1,402	1,044	378	1,422
	Middle	-	-	-	34	9	43	34	9	43
	Elementary	1	-	1	3	1	4	4	1	5
	Secondary	5	-	5	33	-	33	38	-	38
	Higher Secondary	1	-	1	6	-	6	7	-	7
Grand Total		24	3	27	1,103	385	1,488	1,127	388	1,515

Note : Closed = Both Temporary (339) and Permanent (49) Closed Schools included

Schools : Medium and Shift wise
4

District : Thatta		Schools by Medium					Schools by Shift				Number of Branch Schools	
School Gender	School Level	Urdu	Sindhi	English	Mixed	Total	Morning	Afternoon	Both	Total		
Boys	Primary	2	706		5	713	712	-	1	713	1	
	Middle		17			17	17	-	-	17	-	
	Elementary		2		1	3	3	-	-	3	-	
	Secondary		20		3	23	23	-	-	23	-	
	Higher Secondary		3			1	4	4	-	-	4	-
	Total		2	748	-	10	760	759	-	1	760	1
Girls	Primary	7	161		6	174	173	-	1	174	-	
	Middle		14			14	14	-	-	14	-	
	Elementary	1	1			2	2	-	-	2	-	
	Secondary	1	5		6	12	12	-	-	12	-	
	Higher Secondary				1	1	1	-	-	1	-	
	Total		9	181	-	13	203	202	-	1	203	-
Mixed	Primary	1	529		5	535	535	-	-	535	-	
	Middle		12			12	12	-	-	12	-	
	Elementary					-				-	-	
	Secondary		3			3	3	-	-	3	-	
	Higher Secondary		1		1	2	2	-	-	2	-	
	Total		1	545	-	6	552	552	-	-	552	-
Total	Primary	10	1,396	-	16	1,422	1,420	-	2	1,422	1	
	Middle	-	43	-	-	43	43	-	-	43	-	
	Elementary	1	3	-	1	5	5	-	-	5	-	
	Secondary	1	28	-	9	38	38	-	-	38	-	
	Higher Secondary	-	4	-	3	7	7	-	-	7	-	
Grand Total		12	1,474	-	29	1,515	1,513	-	2	1,515	1	

Enrolment : Gender, Level and Class Stage wise
5

District : Thatta	Boys Enrolment Class Stages wise						Girls Enrolment Class Stages wise						Grand Total	
	School Level	Kachi	I to V	VI to VIII	IX to X	XI to XII	Total	Kachi	I to V	VI to VIII	IX to X	XI to XII		Total
Primary	2,581	31,088	66				33,735	2,110	18,470	2			20,582	54,317
Middle		357	551				908		78	633			711	1,619
Elementary	61	425	142				628	40	212	270			522	1,150
Secondary	132	1,972	2,774	1,754			6,632	253	1,193	1,467	975		3,888	10,520
Higher Secondary			1,235	971	1,619		3,825			19	196	581	796	4,621
Grand Total	2,774	33,842	4,768	2,725	1,619		45,728	2,403	19,953	2,391	1,171	581	26,499	72,227

Source: SEMIS Census 2014 - 2015

Sindh Education Management Information System (SEMIS)

Teachers : Level and Type of Post wise
6

District : Thatta		Teaching Staff by Type of Post										Grand Total
Teacher Gender	School Level	Govt. Regular	Govt. Contract	SMC	NCHD	ESRA / US Aid	UNICEF	Other Donor	Volunteer	Local Bodi (Reg/Con)	Not Provided	
Male	Primary	1,481	12						2	1	1	1,497
	Middle	98	2									100
	Elementary	27										27
	Secondary	405	5									410
	Higher Secondary	141	1									142
	Total		2,152	20	-	-	-	-	-	2	1	1
Female	Primary	339	8									347
	Middle	58										58
	Elementary	17										17
	Secondary	241										241
	Higher Secondary	27										27
	Total		682	8	-	-	-	-	-	-	-	-
Total	Primary	1,820	20	-	-	-	-	-	2	1	1	1,844
	Middle	156	2	-	-	-	-	-	-	-	-	158
	Elementary	44	-	-	-	-	-	-	-	-	-	44
	Secondary	646	5	-	-	-	-	-	-	-	-	651
	Higher Secondary	168	1	-	-	-	-	-	-	-	-	169
Grand Total		2,834	28	-	-	-	-	-	2	1	1	2,866

Teachers : Gender and Professional Training wise
7

District : Thatta		Teaching Staff by Professional Training wise							Grand Total
Teacher Gender	School Level	PTC	C.T	B. Ed	M. Ed	Other	Untrained	Not Provided	Total
Male	Primary	1,119	60	268	24	20	6		1,497
	Middle	10	15	17	13	39	6		100
	Elementary	8	1			18			27
	Secondary	64	20	119	137	62	8		410
	Higher Secondary		19	41	67	15			142
	Total		1,201	115	445	241	154	20	-
Female	Primary	190	26	111	15	5			347
	Middle	1	13	25	5	13	1		58
	Elementary	1	5	8	3				17
	Secondary	39	17	58	88	37	2		241
	Higher Secondary			13	10	4			27
	Total		231	61	215	121	59	3	-
Total	Primary	1,309	86	379	39	25	6	-	1,844
	Middle	11	28	42	18	52	7	-	158
	Elementary	9	6	8	3	18	-	-	44
	Secondary	103	37	177	225	99	10	-	651
	Higher Secondary	-	19	54	77	19	-	-	169
Grand Total		1,432	176	660	362	213	23	-	2,866

Schools Building Facilities : Gender and Level wise
8

District : Thatta		Schools by Building					Total Schools	Total Number of Classrooms	
		Other Ownership	Govt. Ownership			Rental			Shelterless (No Build / No Info)
			Satisfactory	Repairable	Dangerous				
School Gender	School Level								
Boys	Primary	-	63	452	176	-	22	713	1,144
	Middle	-	2	9	5	-	1	17	49
	Elementary	-	-	2	-	-	1	3	17
	Secondary	-	1	20	2	-	-	23	220
	Higher Secondary	-	-	2	2	-	-	4	38
	Total	-	66	485	185	-	24	760	1,468
Girls	Primary	-	12	130	30	-	2	174	365
	Middle	-	1	11	2	-	-	14	52
	Elementary	-	1	1	-	-	-	2	13
	Secondary	-	3	9	-	-	-	12	140
	Higher Secondary	-	1	-	-	-	-	1	12
	Total	-	18	151	32	-	2	203	582
Mixed	Primary	-	68	405	53	1	8	535	822
	Middle	-	-	7	4	-	1	12	52
	Elementary	-	-	-	-	-	-	-	-
	Secondary	-	-	2	1	-	-	3	13
	Higher Secondary	-	-	1	1	-	-	2	11
	Total	-	68	415	59	1	9	552	898
Total	Primary	-	143	987	259	1	32	1,422	2,331
	Middle	-	3	27	11	-	2	43	153
	Elementary	-	1	3	-	-	1	5	30
	Secondary	-	4	31	3	-	-	38	373
	Higher Secondary	-	1	3	3	-	-	7	61
	Grand Total	-	152	1,051	276	1	35	1,515	2,948

Note : Closed Schools Included

Source: SEMIS Census 2014 - 2015

Schools with Basic Facilities : Gender and Level wise
9

District : Thatta			Schools having Basic Facilities					Schools having	
School Gender	School Level	Schools	Electricity	Toilets	Drinking Water	Boundary Wall	Play Ground	Library	Lab / Sci. Lab
Boys	Primary	713	12	219	30	292	167	2	-
	Middle	17	3	4	1	8	3	-	-
	Elementary	3	1	2	1	2	1	-	-
	Secondary	23	16	22	17	23	15	3	3
	Higher Secondary	4	4	4	3	3	3	2	1
	Total	760	36	251	52	328	189	7	4
Girls	Primary	174	3	98	12	139	81	1	-
	Middle	14	-	11	3	14	7	-	-
	Elementary	2	-	1	-	2	2	-	-
	Secondary	12	10	12	11	12	8	4	4
	Higher Secondary	1	1	1	1	1	1	-	1
	Total	203	14	123	27	168	99	5	5
Mixed	Primary	535	11	183	42	222	137	3	-
	Middle	12	1	9	4	10	4	-	-
	Elementary								
	Secondary	3	2	3	1	3	2	-	1
	Higher Secondary	2	2	1	2	2	2	2	2
	Total	552	16	196	49	237	145	5	3
Total	Primary	1,422	26	500	84	653	385	6	-
	Middle	43	4	24	8	32	14	-	-
	Elementary	5	1	3	1	4	3	-	-
	Secondary	38	28	37	29	38	25	7	8
	Higher Secondary	7	7	6	6	6	6	4	4
Grand Total		1,515	66	570	128	733	433	17	12
Without Facilities / No Info			1,449	945	1,387	782	1,082	1,498	1,503

Note : Closed Schools Included

Source: SEMIS Census 2014 - 2015

Sindh Education Management Information System (SEMIS)

Schools with Advance Facilities : Gender and Level wise
10

District : Thatta			Schools having / Received Facilities of			
School Gender	School Level	Schools	Functional SMC	Free Text Books	Construction Works	Campus Schools
Boys	Primary	713	511	484	7	-
	Middle	17	10	9	-	2
	Elementary	3	2	2	-	-
	Secondary	23	23	23	1	5
	Higher Secondary	4	4	4	-	-
	Total	760	550	522	8	7
Girls	Primary	174	103	126	2	-
	Middle	14	10	12	-	-
	Elementary	2	2	2	-	-
	Secondary	12	12	12	2	5
	Higher Secondary	1	1	1	-	-
	Total	203	128	153	4	5
Mixed	Primary	535	440	441	9	-
	Middle	12	11	12	1	2
	Elementary					
	Secondary	3	3	3	-	-
	Higher Secondary	2	2	2	-	-
	Total	552	456	458	10	2
Total	Primary	1,422	1,054	1,051	18	-
	Middle	43	31	33	1	4
	Elementary	5	4	4	-	-
	Secondary	38	38	38	3	10
	Higher Secondary	7	7	7	-	-
Grand Total	1,515	1,134	1,133	22	14	

Without Facilities / No Info	381	382	1,493	1,501
------------------------------	-----	-----	-------	-------

SMC = School Management Committee

Note : Closed Schools Included

Source: SEMIS Census 2014 - 2015

Sindh Education Management Information System (SEMIS)

District : Thatta

School Gender	School Level	Student Chairs	Student Desks	Black Boards	Teachers Tables	Teachers Chairs	Fans	Computers
Boys	Primary	245	5,800	537	815	1,166	192	6
	Middle	44	102	15	21	44	8	-
	Elementary	90	125	19	20	42	11	-
	Secondary	81	2,535	200	278	456	340	59
	Higher Secondary	68	485	25	57	129	95	15
	Total		528	9,047	796	1,191	1,837	646
Girls	Primary	1,422	2,181	234	245	419	131	1
	Middle	85	168	34	51	52	23	-
	Elementary	180	55	19	18	33	-	-
	Secondary	581	1,379	163	175	375	295	46
	Higher Secondary	-	-	12	-	-	-	-
	Total		2,268	3,783	462	489	879	449
Mixed	Primary	640	4,589	506	619	1,041	138	4
	Middle	70	207	35	43	71	36	-
	Elementary	32	50	10	4	14	17	-
	Secondary	-	83	14	20	32	9	4
	Higher Secondary	165	460	27	17	85	80	26
	Total		907	5,389	592	703	1,243	280
Total	Primary	2,307	12,570	1,277	1,679	2,626	461	11
	Middle	199	477	84	115	167	67	-
	Elementary	302	230	48	42	89	28	-
	Secondary	662	3,997	377	473	863	644	109
	Higher Secondary	233	945	64	74	214	175	41
Grand Total		3,703	18,219	1,850	2,383	3,959	1,375	161

District : Thatta	No. of Schools				Enrolment			Teachers			School Status	
Taluka Name	Boys	Girls	Mixed	Total	Boys	Girls	Total	Male	Female	Total	Functional	Closed
Ghorabari	157	40	100	297	6,161	2,819	8,980	241	50	291	166	131
Keti Bundar	60	5	31	96	2,065	1,075	3,140	106	7	113	72	24
Mirpur Sakro	255	63	183	501	15,291	8,130	23,421	717	234	951	377	124
Thatta	288	95	238	621	22,211	14,475	36,686	1,112	399	1,511	512	109
District Total	760	203	552	1,515	45,728	26,499	72,227	2,176	690	2,866	1,127	388

Source: SEMIS Census 2014 - 2015

Sindh Education Management Information System (SEMIS)