

SINDH Education Management Information System (SEMIS)



District Education Profile
Tando Allah Yar
2014 - 15



REFORM SUPPORT UNIT

Education and Literacy Department

Government of Sindh, Karachi

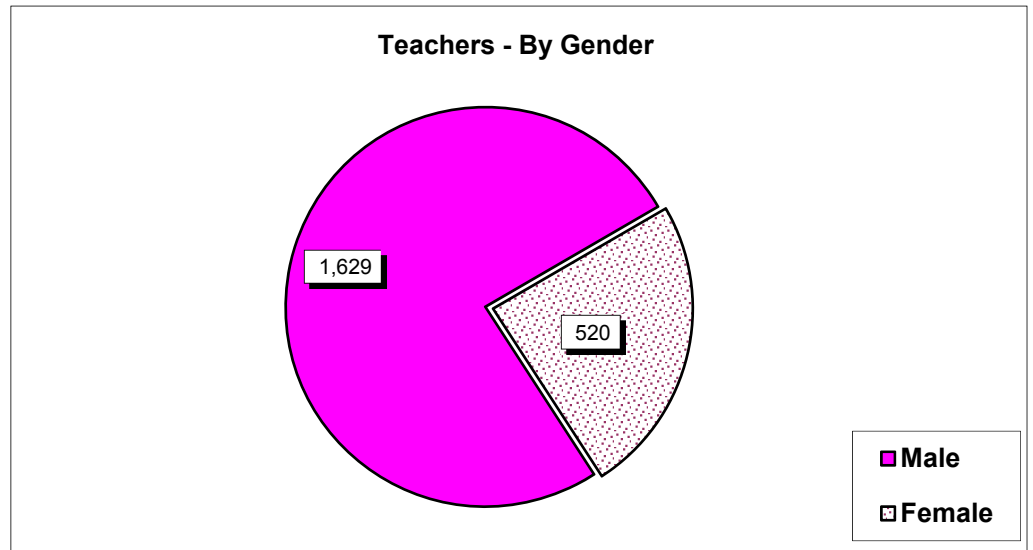
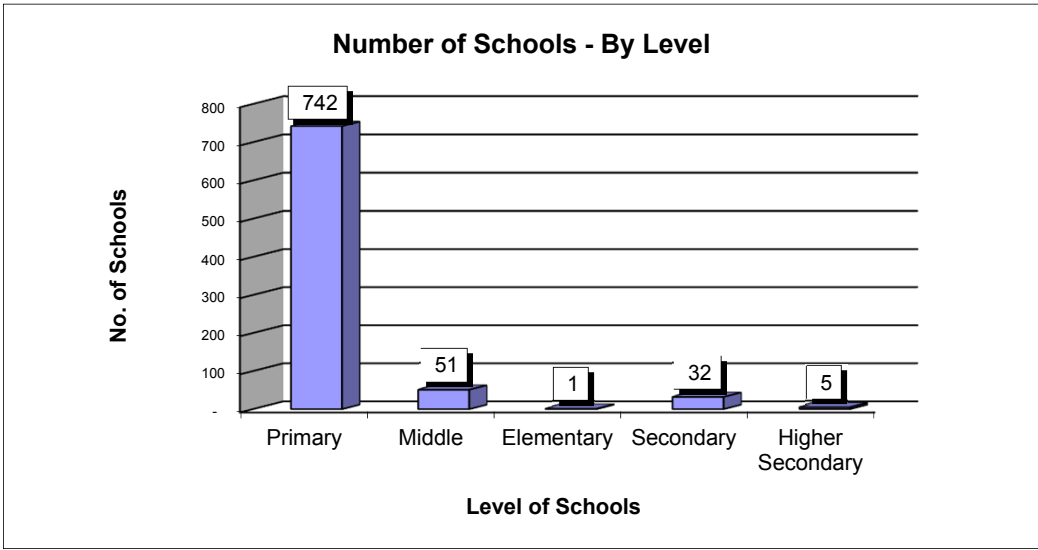
TABLE OF CONTENTS

District Tando Allah Yar

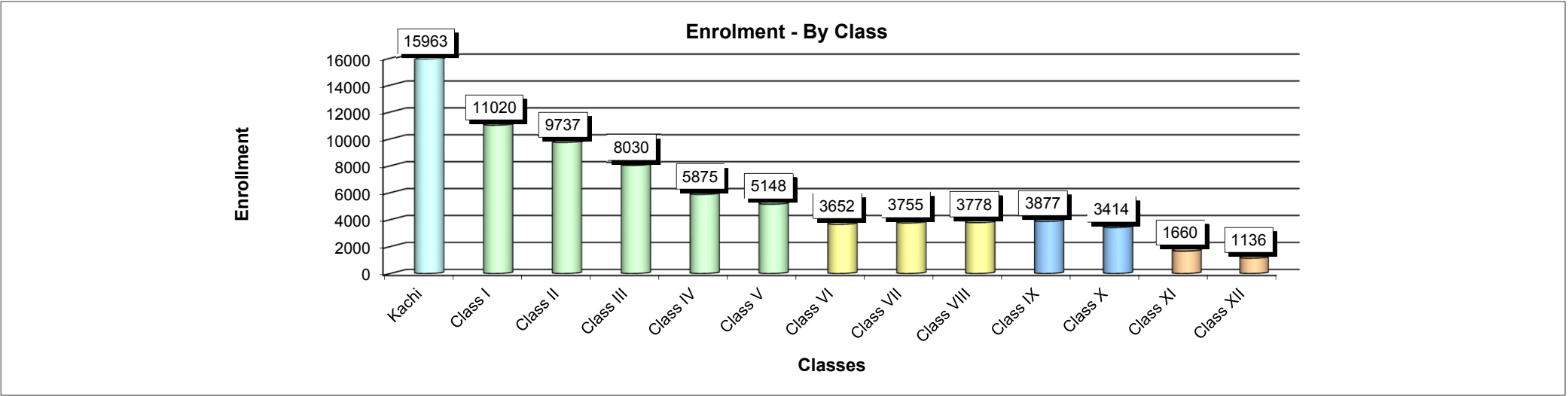
TOPICS		Page No
Graph	- Basic Education Summary	1
Summary	- Schools, Enrolment and Teachers by Gender and level wise.	2
Schools	- Gender, Level and Status wise.	3
	- Medium and Shift wise.	4
Enrolment	- Gender, Level and Classes stage wise.	5
Teachers	- Gender, Level and Type of Post wise	6
	- Gender, Level and Professional Training wise.	7
Buildings	- School Buildings Status Gender and Level wise.	8
Facilities	- Schools having Basic Facilities.	9
	- Schools having Advance Facilities.	10
	- Classroom Facilities Gender and level wise.	11
Taluka Summary	- Number of Schools, Enrolment , Teachers and School status	12

Total Schools : 831

Total Teachers : 2,149



Total Enrollment : 77,045



Basic Ratio ---- Students per Teachers : 36 Students per School : 93 Students per Classroom : 35 Teachers per School : 3

District : Tando Allah Yar		No. of Schools	Enrolment			Teachers			Student per Teacher Ratio
School Gender	School Level	Total	Boys	Girls	Total	Male	Female	Total	
Boys	Primary	83	5,238	477	5,715	132	1	133	43
	Middle	7	146	50	196	17	1	18	11
	Elementary				-			-	-
	Secondary	7	4,029	60	4,089	172		172	24
	Higher Secondary				-			-	-
	Total		97	9,413	587	10,000	321	2	323
Girls	Primary	87	410	5,015	5,425	3	163	166	33
	Middle	11	29	156	185		16	16	12
	Elementary				-			-	-
	Secondary	7	158	2,662	2,820	3	103	106	27
	Higher Secondary	1	40	651	691		19	19	36
	Total		106	637	8,484	9,121	6	301	307
Mixed	Primary	572	27,815	11,967	39,782	906	99	1,005	40
	Middle	33	1,443	1,092	2,535	88	33	121	21
	Elementary	1	299	34	333	8		8	42
	Secondary	18	5,875	1,698	7,573	211	36	247	31
	Higher Secondary	4	3,789	3,912	7,701	89	49	138	56
	Total		628	39,221	18,703	57,924	1,302	217	1,519
Total	Primary	742	33,463	17,459	50,922	1,041	263	1,304	39
	Middle	51	1,618	1,298	2,916	105	50	155	19
	Elementary	1	299	34	333	8	-	8	42
	Secondary	32	10,062	4,420	14,482	386	139	525	28
	Higher Secondary	5	3,829	4,563	8,392	89	68	157	53
Grand Total		831	49,271	27,774	77,045	1,629	520	2,149	36

Schools : Gender, Level, Location and Status wise
3

District : Tando Allah Yar		Urban Area			Rural Area			Total Schools		
School Gender	School Level	Functional	Closed	Total	Functional	Closed	Total	Functional	Closed	Total
Boys	Primary	3		3	70	10	80	73	10	83
	Middle			-	5	2	7	5	2	7
	Elementary			-			-	-	-	-
	Secondary	3		3	4		4	7	-	7
	Higher Secondary			-			-	-	-	-
	Total		6	-	6	79	12	91	85	12
Girls	Primary	6	1	7	67	13	80	73	14	87
	Middle	2		2	4	5	9	6	5	11
	Elementary			-			-	-	-	-
	Secondary	2		2	5		5	7	-	7
	Higher Secondary			-	1		1	1	-	1
	Total		10	1	11	77	18	95	87	19
Mixed	Primary	45		45	470	57	527	515	57	572
	Middle	5		5	23	5	28	28	5	33
	Elementary			-	1		1	1	-	1
	Secondary	1		1	17		17	18	-	18
	Higher Secondary	1		1	3		3	4	-	4
	Total		52	-	52	514	62	576	566	62
Total	Primary	54	1	55	607	80	687	661	81	742
	Middle	7	-	7	32	12	44	39	12	51
	Elementary	-	-	-	1	-	1	1	-	1
	Secondary	6	-	6	26	-	26	32	-	32
	Higher Secondary	1	-	1	4	-	4	5	-	5
Grand Total		68	1	69	670	92	762	738	93	831

Note : Closed = Both Temporary (81) and Permanent (12) Closed Schools included

Schools : Medium and Shift wise
4

District : Tando Allah Yar		Schools by Medium					Schools by Shift				Number of Branch Schools
School Gender	School Level	Urdu	Sindhi	English	Mixed	Total	Morning	Afternoon	Both	Total	
Boys	Primary	3	80			83	83	-	-		-
	Middle	1	5	1		7	7	-	-		-
	Elementary					-					
	Secondary	1	2		4	7	5	-	2		-
	Higher Secondary					-					
	Total						97				
Girls	Primary	3	79	3	2	87	86	1	-		-
	Middle	1	8	1	1	11	10	1	-		-
	Elementary					-					
	Secondary		3		4	7	7	-	-		-
	Higher Secondary		1			1	1	-	-		-
	Total						106				
Mixed	Primary	24	540		8	572	567	3	2		-
	Middle	3	27		3	33	32	1	-		-
	Elementary		1			1	1	-	-		-
	Secondary	1	15		2	18	18	-	-		-
	Higher Secondary		1		3	4	4	-	-		-
	Total		28	584	-	16	628	622	4	2	-
Total	Primary	30	699	3	10	742	736	4	2	742	-
	Middle	5	40	2	4	51	49	2	-	51	-
	Elementary	-	1	-	-	1	1	-	-	1	-
	Secondary	2	20	-	10	32	30	-	2	32	-
	Higher Secondary	-	2	-	3	5	5	-	-	5	-
Grand Total		37	762	5	27	831	821	6	4	831	-

Enrolment : Gender, Level and Class Stage wise
5

District : Tando Allah Yar	Boys Enrolment Class Stages wise						Girls Enrolment Class Stages wise						Grand Total	
	School Level	Kachi	I to V	VI to VIII	IX to X	XI to XII	Total	Kachi	I to V	VI to VIII	IX to X	XI to XII		Total
Primary	9,424	24,021	18				33,463	5,288	12,045	126			17,459	50,922
Middle	85	312	1,172	49			1,618	83	332	841	42		1,298	2,916
Elementary	36	158	64	41			299			31	3		34	333
Secondary	283	788	5,098	3,893			10,062	337	1,182	1,605	1,296		4,420	14,482
Higher Secondary	252	398	924	766	1,489		3,829	175	574	1,306	1,201	1,307	4,563	8,392
Grand Total	10,080	25,677	7,276	4,749	1,489		49,271	5,883	14,133	3,909	2,542	1,307	27,774	77,045

Source: SEMIS Census 2014 - 2015

Sindh Education Management Information System (SEMIS)

Teachers : Level and Type of Post wise
6

District : Tando Allah Yar		Teaching Staff by Type of Post										Grand Total
Teacher Gender	School Level	Govt. Regular	Govt. Contract	SMC	NCHD	ESRA / US Aid	UNICEF	Other Donor	Volunteer	Local Bodi (Reg/Con)	Not Provided	
Male	Primary	947	7	2	32	1		1	51			1,041
	Middle	100	2		2				1			105
	Elementary	8										8
	Secondary	361	25									386
	Higher Secondary	86	3									89
	Total	1,502	37	2	34	1	-	1	52	-	-	1,629
Female	Primary	230	1	1	10		1	1	19			263
	Middle	46	1						3			50
	Elementary											-
	Secondary	119	19							1		139
	Higher Secondary	59	8							1		68
	Total	454	29	1	10	-	1	1	22	2	-	520
Total	Primary	1,177	8	3	42	1	1	2	70	-	-	1,304
	Middle	146	3	-	2	-	-	-	4	-	-	155
	Elementary	8	-	-	-	-	-	-	-	-	-	8
	Secondary	480	44	-	-	-	-	-	-	1	-	525
	Higher Secondary	145	11	-	-	-	-	-	-	1	-	157
Grand Total		1,956	66	3	44	1	1	2	74	2	-	2,149

Teachers : Gender and Professional Training wise
7

District : Tando Allah Yar		Teaching Staff by Professional Training wise							Grand
Teacher Gender	School Level	PTC	C.T	B. Ed	M. Ed	Other	Untrained	Not Provided	Total
Male	Primary	527	86	334	47	43	4		1,041
	Middle	7	9	36	12	34	7		105
	Elementary	2		2	1	2	1		8
	Secondary	21	15	134	145	55	16		386
	Higher Secondary	6		21	49	9	4		89
	Total		563	110	527	254	143	32	-
Female	Primary	128	20	86	12	9	8		263
	Middle	25	7	9	3	5	1		50
	Elementary								-
	Secondary	24	11	44	39	3	18		139
	Higher Secondary	14	4	13	32	2	3		68
	Total		191	42	152	86	19	30	-
Total	Primary	655	106	420	59	52	12	-	1,304
	Middle	32	16	45	15	39	8	-	155
	Elementary	2	-	2	1	2	1	-	8
	Secondary	45	26	178	184	58	34	-	525
	Higher Secondary	20	4	34	81	11	7	-	157
Grand Total		754	152	679	340	162	62	-	2,149

Schools Building Facilities : Gender and Level wise
8

District : Tando Allah Yar		Schools by Building						Total Schools	Total Number of Classrooms
		Other Ownership	Govt. Ownership			Rental	Shelterless (No Build / No Info)		
			Satisfactory	Repairable	Dangerous				
School Gender	School Level								
Boys	Primary	1	24	46	9	-	3	83	200
	Middle	-	2	3	2	-	-	7	25
	Elementary								
	Secondary	-	2	5	-	-	-	7	64
	Higher Secondary								
	Total	1	28	54	11	-	3	97	289
Girls	Primary	2	34	35	12	1	3	87	198
	Middle	-	1	9	1	-	-	11	34
	Elementary								
	Secondary	-	2	4	1	-	-	7	67
	Higher Secondary	-	-	1	-	-	-	1	12
	Total	2	37	49	14	1	3	106	311
Mixed	Primary	3	163	280	83	4	39	572	1,215
	Middle	-	7	18	4	-	4	33	109
	Elementary	-	1	-	-	-	-	1	11
	Secondary	-	7	10	1	-	-	18	135
	Higher Secondary	-	1	2	1	-	-	4	101
	Total	3	179	310	89	4	43	628	1,571
Total	Primary	6	221	361	104	5	45	742	1,613
	Middle	-	10	30	7	-	4	51	168
	Elementary	-	1	-	-	-	-	1	11
	Secondary	-	11	19	2	-	-	32	266
	Higher Secondary	-	1	3	1	-	-	5	113
Grand Total		6	244	413	114	5	49	831	2,171

Note : Closed Schools Included

Source: SEMIS Census 2014 - 2015

District : Tando Allah Yar			Schools having Basic Facilities					Schools having	
School Gender	School Level	Schools	Electricity	Toilets	Drinking Water	Boundary Wall	Play Ground	Library	Lab / Sci. Lab
Boys	Primary	83	46	51	42	67	3	-	-
	Middle	7	3	5	3	5	-	-	-
	Elementary								
	Secondary	7	7	7	7	6	2	5	5
	Higher Secondary								
	Total	97	56	63	52	78	5	5	5
Girls	Primary	87	37	60	40	74	7	-	1
	Middle	11	8	8	5	10	2	-	-
	Elementary								
	Secondary	7	7	6	5	7	1	-	1
	Higher Secondary	1	1	1	1	1	1	-	1
	Total	106	53	75	51	92	11	-	3
Mixed	Primary	572	334	353	293	433	28	-	2
	Middle	33	18	20	14	22	6	-	-
	Elementary	1	1	1	1	1	-	-	-
	Secondary	18	17	18	17	15	5	2	10
	Higher Secondary	4	4	4	4	4	1	2	4
	Total	628	374	396	329	475	40	4	16
Total	Primary	742	417	464	375	574	38	-	3
	Middle	51	29	33	22	37	8	-	-
	Elementary	1	1	1	1	1	-	-	-
	Secondary	32	31	31	29	28	8	7	16
	Higher Secondary	5	5	5	5	5	2	2	5
Grand Total		831	483	534	432	645	56	9	24
Without Facilities / No Info			348	297	399	186	775	822	807

Note : Closed Schools Included

Source: SEMIS Census 2014 - 2015

Sindh Education Management Information System (SEMIS)

Schools with Advance Facilities : Gender and Level wise
10

District : Tando Allah Yar			Schools having / Received Facilities of			
School Gender	School Level	Schools	Functional SMC	Free Text Books	Construction Works	Campus Schools
Boys	Primary	83	76	70	7	-
	Middle	7	5	4	-	-
	Elementary					
	Secondary	7	6	7	2	1
	Higher Secondary					
	Total	97	87	81	9	1
Girls	Primary	87	71	71	4	-
	Middle	11	6	5	1	-
	Elementary					
	Secondary	7	6	7	1	4
	Higher Secondary	1	1	1	1	1
	Total	106	84	84	7	5
Mixed	Primary	572	515	507	44	-
	Middle	33	29	28	2	-
	Elementary	1	1	1	-	-
	Secondary	18	18	18	4	5
	Higher Secondary	4	4	4	-	2
	Total	628	567	558	50	7
Total	Primary	742	662	648	55	-
	Middle	51	40	37	3	-
	Elementary	1	1	1	-	-
	Secondary	32	30	32	7	10
	Higher Secondary	5	5	5	1	3
Grand Total		831	738	723	66	13

Without Facilities / No Info		93	108	765	818
------------------------------	--	----	-----	-----	-----

SMC = School Management Committee

Note : Closed Schools Included

Source: SEMIS Census 2014 - 2015

Sindh Education Management Information System (SEMIS)

District : Tando Allah Yar

School Gender	School Level	Student Chairs	Student Desks	Black Boards	Teachers Tables	Teachers Chairs	Fans	Computers
Boys	Primary	266	1,667	207	183	339	454	6
	Middle	-	41	19	13	34	11	-
	Elementary							
	Secondary	5	1,321	79	83	253	281	14
	Higher Secondary							
	Total	271	3,029	305	279	626	746	20
Girls	Primary	273	1,192	173	169	272	221	3
	Middle	-	66	17	6	16	16	-
	Elementary							
	Secondary	-	566	79	57	126	142	6
	Higher Secondary	-	200	5	15	25	20	1
	Total	273	2,024	274	247	439	399	10
Mixed	Primary	487	9,314	1,359	1,295	2,204	2,046	36
	Middle	87	777	103	82	195	210	19
	Elementary	-	190	13	13	25	25	-
	Secondary	180	1,838	185	193	511	493	16
	Higher Secondary	296	1,523	88	106	202	289	60
	Total	1,050	13,642	1,748	1,689	3,137	3,063	131
Total	Primary	1,026	12,173	1,739	1,647	2,815	2,721	45
	Middle	87	884	139	101	245	237	19
	Elementary	-	190	13	13	25	25	-
	Secondary	185	3,725	343	333	890	916	36
	Higher Secondary	296	1,723	93	121	227	309	61
Grand Total		1,594	18,695	2,327	2,215	4,202	4,208	161

District : Tando Allah Yar Taluka Name	No. of Schools				Enrolment			Teachers			School Status	
	Boys	Girls	Mixed	Total	Boys	Girls	Total	Male	Female	Total	Functional	Closed
Tando Allah Yar	28	33	195	256	20,754	12,736	33,490	732	308	1,040	238	18
Jhando Mari	44	40	200	284	14,202	8,343	22,545	459	115	574	245	39
Chamber	25	33	233	291	14,315	6,695	21,010	438	97	535	255	36
District Total	97	106	628	831	49,271	27,774	77,045	1,629	520	2,149	738	93

Source: SEMIS Census 2014 - 2015

Sindh Education Management Information System (SEMIS)