

SINDH Education Management Information System (SEMIS)

# District Education Profile

## LARKANA

### 2014 - 15



**REFORM SUPPORT UNIT**

Education and Literacy Department

Government of Sindh, Karachi

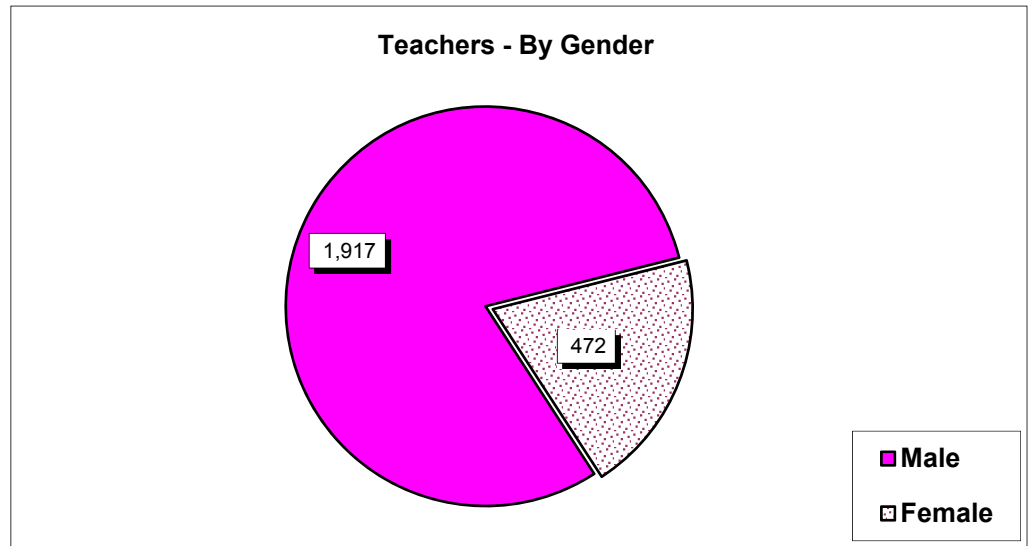
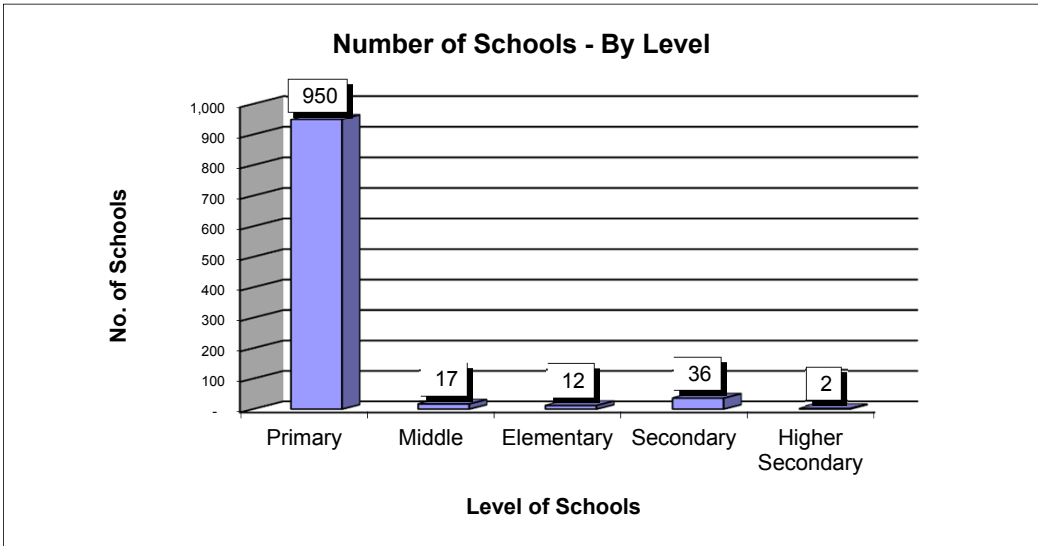
## **TABLE OF CONTENTS**

### **District Tando Muhammad Khan**

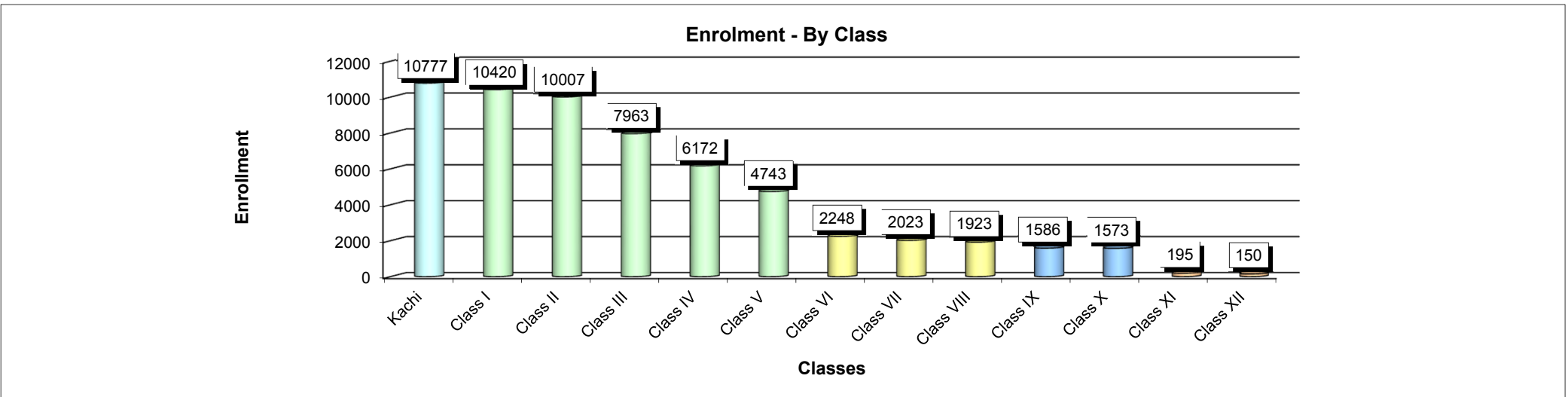
<b>TOPICS</b>		<b>Page No</b>
Graph	- Basic Education Summary	1
Summary	- Schools, Enrolment and Teachers by Gender and level wise.	2
Schools	- Gender, Level and Status wise.	3
	- Medium and Shift wise.	4
Enrolment	- Gender, Level and Classes stage wise.	5
Teachers	- Gender, Level and Type of Post wise	6
	- Gender, Level and Professional Training wise.	7
Buildings	- School Buildings Status Gender and Level wise.	8
Facilities	- Schools having Basic Facilities.	9
	- Schools having Advance Facilities.	10
	- Classroom Facilities Gender and level wise.	11
Taluka Summary	- Number of Schools, Enrolment , Teachers and School status	12

Total Schools : 1,017

Total Teachers : 2,389



Total Enrollment : 59,780



Basic Ratio ---- Students per Teachers : 25      Students per School : 59      Students per Classroom : 31      Teachers per School : 2

District : Tando Muhammad Khan		No. of Schools	Enrolment			Teachers			Student per Teacher Ratio
School Gender	School Level	Total	Boys	Girls	Total	Male	Female	Total	
Boys	Primary	396	14,123	4,102	18,225	703	8	711	26
	Middle	4	214	54	268	17	4	21	13
	Elementary	6	851	84	935	34	1	35	27
	Secondary	18	6,654	411	7,065	371	8	379	19
	Higher Secondary	2	1,626	340	1,966	64		64	31
	Total		426	23,468	4,991	28,459	1,189	21	1,210
Girls	Primary	109	106	4,867	4,973	26	169	195	26
	Middle	5	-	90	90		17	17	5
	Elementary	2	72	113	185	3	2	5	37
	Secondary	12	281	3,957	4,238	19	250	269	16
	Higher Secondary				-			-	-
	Total		128	459	9,027	9,486	48	438	486
Mixed	Primary	445	13,097	6,113	19,210	557	12	569	34
	Middle	8	272	227	499	20	1	21	24
	Elementary	4	510	252	762	27		27	28
	Secondary	6	1,158	206	1,364	76		76	18
	Higher Secondary	-	-	-	-	-	-	-	-
	Total		463	15,037	6,798	21,835	680	13	693
Total	Primary	950	27,326	15,082	42,408	1,286	189	1,475	29
	Middle	17	486	371	857	37	22	59	15
	Elementary	12	1,433	449	1,882	64	3	67	28
	Secondary	36	8,093	4,574	12,667	466	258	724	17
	Higher Secondary	2	1,626	340	1,966	64	-	64	31
Grand Total		1,017	38,964	20,816	59,780	1,917	472	2,389	25

**Schools : Gender, Level, Location and Status wise**
**3**

District : Tando Muhammad Khan		Urban Area			Rural Area			Total Schools		
School Gender	School Level	Functional	Closed	Total	Functional	Closed	Total	Functional	Closed	Total
Boys	Primary	38	-	38	347	11	358	385	11	396
	Middle	2	-	2	2	-	2	4	-	4
	Elementary	2	-	2	4	-	4	6	-	6
	Secondary	4	-	4	14	-	14	18	-	18
	Higher Secondary	-	-	-	2	-	2	2	-	2
	Total		46	-	46	369	11	380	415	11
Girls	Primary	10	-	10	99	-	99	109	-	109
	Middle	-	-	-	5	-	5	5	-	5
	Elementary	-	-	-	2	-	2	2	-	2
	Secondary	4	-	4	8	-	8	12	-	12
	Higher Secondary	-	-	-	-	-	-	-	-	-
	Total		14	-	14	114	-	114	128	-
Mixed	Primary	4	-	4	436	5	441	440	5	445
	Middle	-	-	-	8	-	8	8	-	8
	Elementary	-	-	-	4	-	4	4	-	4
	Secondary	-	-	-	6	-	6	6	-	6
	Higher Secondary	-	-	-	-	-	-	-	-	-
	Total		4	-	4	454	5	459	458	5
Total	Primary	52	-	52	882	16	898	934	16	950
	Middle	2	-	2	15	-	15	17	-	17
	Elementary	2	-	2	10	-	10	12	-	12
	Secondary	8	-	8	28	-	28	36	-	36
	Higher Secondary	-	-	-	2	-	2	2	-	2
Grand Total		64	-	64	937	16	953	1,001	16	1,017

Note : Closed = Both Temporary (05 ) and Permanent ( 11 ) Closed Schools included

**Schools : Medium and Shift wise**
**4**

District : Tando Muhammad Khan		Schools by Medium					Schools by Shift				Number of Branch Schools
School Gender	School Level	Urdu	Sindhi	English	Mixed	Total	Morning	Afternoon	Both	Total	
Boys	Primary	5	388		3	396	394	2	-	396	-
	Middle	1	3			4	4	-	-	4	-
	Elementary	1	5			6	6	-	-	6	-
	Secondary		15		3	18	16	2	-	18	-
	Higher Secondary		2			2	2	-	-	2	-
	Total		7	413	-	6	426	422	4	-	426
Girls	Primary	2	104	1	2	109	105	4	-	109	-
	Middle	1	4			5	5	-	-	5	-
	Elementary		2			2	2	-	-	2	-
	Secondary		10		2	12	11	-	1	12	-
	Higher Secondary					-				-	-
	Total		3	120	1	4	128	123	4	1	128
Mixed	Primary	1	442	1	1	445	445	-	-	445	-
	Middle		8			8	7	1	-	8	-
	Elementary		4			4	4	-	-	4	-
	Secondary		6			6	6	-	-	6	-
	Higher Secondary					-				-	-
	Total		1	460	1	1	463	462	1	-	463
Total	Primary	8	934	2	6	950	944	6	-	950	-
	Middle	2	15	-	-	17	16	1	-	17	-
	Elementary	1	11	-	-	12	12	-	-	12	-
	Secondary	-	31	-	5	36	33	2	1	36	-
	Higher Secondary	-	2	-	-	2	2	-	-	2	-
Grand Total		11	993	2	11	1,017	1,007	9	1	1,017	-

**Enrolment : Gender, Level and Class Stage wise**
**5**

District : Tando Muhammad Khan	Boys Enrolment Class Stages wise						Girls Enrolment Class Stages wise						Grand Total		
	School Level	Kachi	I to V	VI to VIII	IX to X	XI to XII	Total	Kachi	I to V	VI to VIII	IX to X	XI to XII		Total	
Primary	5,957	21,303	66				27,326	3,378	11,646	58				15,082	42,408
Middle	4	82	400				486	11	77	283				371	857
Elementary	220	840	373				1,433	76	213	160				449	1,882
Secondary	499	3,014	2,862	1,718			8,093	384	1,584	1,521	1,085			4,574	12,667
Higher Secondary	207	454	454	308	203		1,626	41	92	17	48	142		340	1,966
Grand Total	6,887	25,693	4,155	2,026	203		38,964	3,890	13,612	2,039	1,133	142		20,816	59,780

Source: SEMIS Census 2014 - 2015

Sindh Education Management Information System (SEMIS)

**Teachers : Level and Type of Post wise**
**6**

District : Tando Muham		Teaching Staff by Type of Post										Grand Total
Teacher Gender	School Level	Govt. Regular	Govt. Contract	SMC	NCHD	ESRA / US Aid	UNICEF	Other Donor	Volunteer	Local Bodi (Reg/Con)	Not Provided	
Male	Primary	1,072	15	9	63	1		8	118			1,286
	Middle	32	4		1							37
	Elementary	63	1									64
	Secondary	448	17						1			466
	Higher Secondary	60						4				64
	Total	1,675	37	9	64	1	-	12	119	-	-	1,917
Female	Primary	158	1		14		1	1	14			189
	Middle	20	2									22
	Elementary	2			1							3
	Secondary	245	13									258
	Higher Secondary											-
	Total	425	16	-	15	-	1	1	14	-	-	472
Total	Primary	1,230	16	9	77	1	1	9	132	-	-	1,475
	Middle	52	6	-	1	-	-	-	-	-	-	59
	Elementary	65	1	-	1	-	-	-	-	-	-	67
	Secondary	693	30	-	-	-	-	-	1	-	-	724
	Higher Secondary	60	-	-	-	-	-	4	-	-	-	64
Grand Total		2,100	53	9	79	1	1	13	133	-	-	2,389



**Teachers : Gender and Professional Training wise**
**7**

District : Tando Muhamm		Teaching Staff by Professional Training wise							Grand
Teacher Gender	School Level	PTC	C.T	B. Ed	M. Ed	Other	Untrained	Not Provided	Total
Male	Primary	733	40	274	39	183	17		1,286
	Middle	7	1	10	6	11	2		37
	Elementary	32	1	8	9	13	1		64
	Secondary	87	19	106	113	95	46		466
	Higher Secondary	17	1	20	17	9			64
	Total		876	62	418	184	311	66	-
Female	Primary	106	11	38	9	14	11		189
	Middle	4	4	4	2	6	2		22
	Elementary	2					1		3
	Secondary	36	16	63	98	29	16		258
	Higher Secondary								-
	Total		148	31	105	109	49	30	-
Total	Primary	839	51	312	48	197	28	-	1,475
	Middle	11	5	14	8	17	4	-	59
	Elementary	34	1	8	9	13	2	-	67
	Secondary	123	35	169	211	124	62	-	724
	Higher Secondary	17	1	20	17	9	-	-	64
Grand Total		1,024	93	523	293	360	96	-	2,389

**Schools Building Facilities : Gender and Level wise**
**8**

District : Tando Muhammad Khan		Schools by Building						Total Schools	Total Number of Classrooms
		Other Ownership	Govt. Ownership			Rental	Shelterless (No Build / No Info)		
			Satisfactory	Repairable	Dangerous				
School Gender	School Level								
Boys	Primary	12	107	173	61	-	43	396	657
	Middle	1	1	1	-	-	1	4	9
	Elementary	-	1	3	2	-	-	6	21
	Secondary	-	8	9	1	-	-	18	181
	Higher Secondary	-	1	-	1	-	-	2	32
	Total	13	118	186	65	-	44	426	900
Girls	Primary	1	29	55	13	-	11	109	212
	Middle	1	1	2	1	-	-	5	14
	Elementary	-	-	2	-	-	-	2	5
	Secondary	1	6	5	-	-	-	12	136
	Higher Secondary	-	-	-	-	-	-	-	-
	Total	3	36	64	14	-	11	128	367
Mixed	Primary	7	157	157	71	1	52	445	566
	Middle	-	5	2	1	-	-	8	22
	Elementary	-	2	1	1	-	-	4	18
	Secondary	-	2	2	2	-	-	6	41
	Higher Secondary	-	-	-	-	-	-	-	-
	Total	7	166	162	75	1	52	463	647
Total	Primary	20	293	385	145	1	106	950	1,435
	Middle	2	7	5	2	-	1	17	45
	Elementary	-	3	6	3	-	-	12	44
	Secondary	1	16	16	3	-	-	36	358
	Higher Secondary	-	1	-	1	-	-	2	32
	Grand Total	23	320	412	154	1	107	1,017	1,914

Note : Closed Schools Included

Source: SEMIS Census 2014 - 2015

**Schools with Basic Facilities : Gender and Level wise**
**9**

District : Tando Muhammad Khan			Schools having Basic Facilities					Schools having	
School Gender	School Level	Schools	Electricity	Toilets	Drinking Water	Boundary Wall	Play Ground	Library	Lab / Sci. Lab
Boys	Primary	396	91	174	185	250	58	1	-
	Middle	4	2	2	2	1	-	-	-
	Elementary	6	5	3	4	6	1	-	-
	Secondary	18	13	15	16	16	5	3	3
	Higher Secondary	2	1	1	1	1	-	1	-
	Total	426	112	195	208	274	64	5	3
Girls	Primary	109	41	85	78	81	44	-	-
	Middle	5	2	5	5	4	2	-	-
	Elementary	2	2	2	1	2	-	-	-
	Secondary	12	9	11	11	12	2	1	3
	Higher Secondary								
	Total	128	54	103	95	99	48	1	3
Mixed	Primary	445	60	225	244	234	94	4	1
	Middle	8	5	7	7	7	1	-	-
	Elementary	4	2	4	4	3	1	-	-
	Secondary	6	5	6	6	5	3	-	-
	Higher Secondary								
	Total	463	72	242	261	249	99	4	1
Total	Primary	950	192	484	507	565	196	5	1
	Middle	17	9	14	14	12	3	-	-
	Elementary	12	9	9	9	11	2	-	-
	Secondary	36	27	32	33	33	10	4	6
	Higher Secondary	2	1	1	1	1	-	1	-
	Grand Total	1,017	238	540	564	622	211	10	7
Without Facilities / No Info			779	477	453	395	806	1,007	1,010

Note : Closed Schools Included

Source: SEMIS Census 2014 - 2015

Sindh Education Management Information System (SEMIS)

**Schools with Advance Facilities : Gender and Level wise**
**10**

District : Tando Muhammad Khan			Schools having / Received Facilities of			
School Gender	School Level	Schools	Functional SMC	Free Text Books	Construction Works	Campus Schools
Boys	Primary	396	315	318	24	-
	Middle	4	4	4	-	-
	Elementary	6	6	6	2	-
	Secondary	18	18	17	2	14
	Higher Secondary	2	2	2	1	2
	Total	426	345	347	29	16
Girls	Primary	109	94	96	6	-
	Middle	5	2	5	1	-
	Elementary	2	2	2	1	-
	Secondary	12	10	12	4	9
	Higher Secondary					
	Total	128	108	115	12	9
Mixed	Primary	445	385	407	31	-
	Middle	8	6	8	-	-
	Elementary	4	4	4	1	-
	Secondary	6	6	6	2	4
	Higher Secondary					
	Total	463	401	425	34	4
Total	Primary	950	794	821	61	-
	Middle	17	12	17	1	-
	Elementary	12	12	12	4	-
	Secondary	36	34	35	8	27
	Higher Secondary	2	2	2	1	2
	Grand Total	1,017	854	887	75	29

Without Facilities / No Info	163	130	942	988
------------------------------	-----	-----	-----	-----

SMC = School Management Committee

Note : Closed Schools Included

Source: SEMIS Census 2014 - 2015

Sindh Education Management Information System (SEMIS)

## District : Tando Muhammad Khan

School Gender	School Level	Student Chairs	Student Desks	Black Boards	Teachers Tables	Teachers Chairs	Fans	Computers
Boys	Primary	512	3,546	587	511	832	463	26
	Middle	-	61	12	8	18	8	3
	Elementary	20	222	31	32	52	33	-
	Secondary	784	1,756	191	170	493	323	36
	Higher Secondary	90	369	27	36	74	69	22
	Total		1,406	5,954	848	757	1,469	896
Girls	Primary	175	1,418	216	202	341	187	3
	Middle	-	65	13	10	19	7	-
	Elementary	-	67	6	7	11	11	-
	Secondary	1,247	951	128	157	240	188	54
	Higher Secondary							
	Total		1,422	2,501	363	376	611	393
Mixed	Primary	187	3,595	539	516	957	428	8
	Middle	73	40	19	12	30	24	1
	Elementary	100	175	20	25	39	28	3
	Secondary	582	254	48	60	163	93	2
	Higher Secondary							
	Total		942	4,064	626	613	1,189	573
Total	Primary	874	8,559	1,342	1,229	2,130	1,078	37
	Middle	73	166	44	30	67	39	4
	Elementary	120	464	57	64	102	72	3
	Secondary	2,613	2,961	367	387	896	604	92
	Higher Secondary	90	369	27	36	74	69	22
	Grand Total		3,770	12,519	1,837	1,746	3,269	1,862

District : Tando Muhamm	No. of Schools				Enrolment			Teachers			School Status	
	Taluka Name	Boys	Girls	Mixed	Total	Boys	Girls	Total	Male	Female	Total	Functional
Tando Mohd Khan	226	52	6	284	15,589	9,355	24,944	825	318	1,143	283	1
Tando Ghulam Hyde	83	38	223	344	11,261	5,368	16,629	496	83	579	340	4
Bulri Shah Karim	117	38	234	389	12,114	6,093	18,207	596	71	667	378	11
District Total	426	128	463	1,017	38,964	20,816	59,780	1,917	472	2,389	1,001	16

Source: SEMIS Census 2014 - 2015

Sindh Education Management Information System (SEMIS)