

SINDH Education Management Information System (SEMIS)

# District Education Profile

## Sukkur

### 2014 - 15



**REFORM SUPPORT UNIT**

Education and Literacy Department

Government of Sindh, Karachi

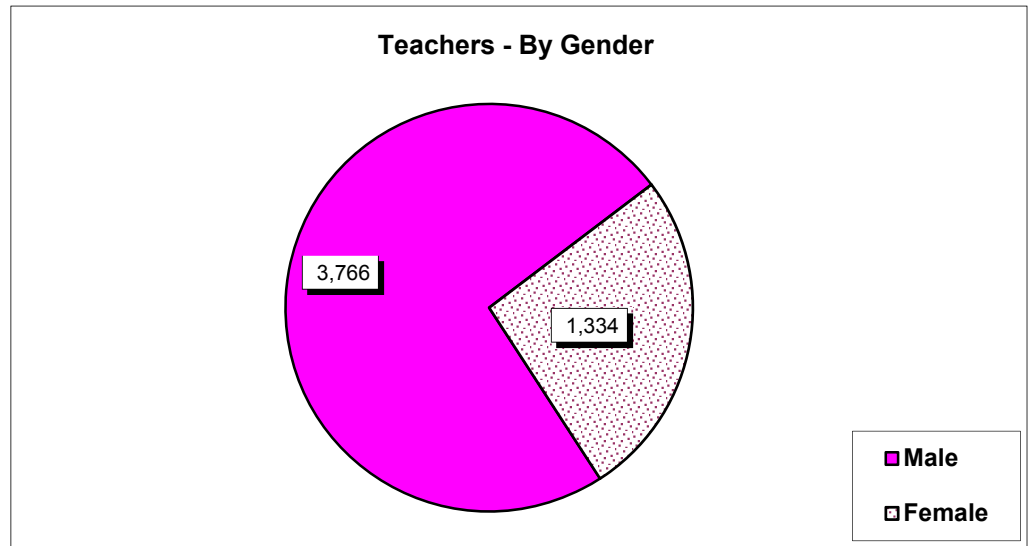
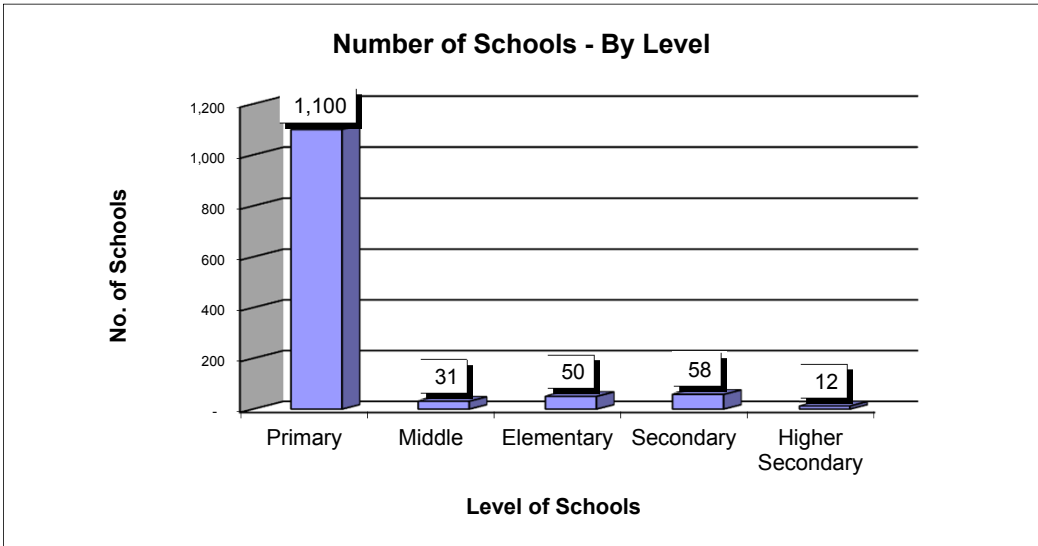
## TABLE OF CONTENTS

### District Sukkur

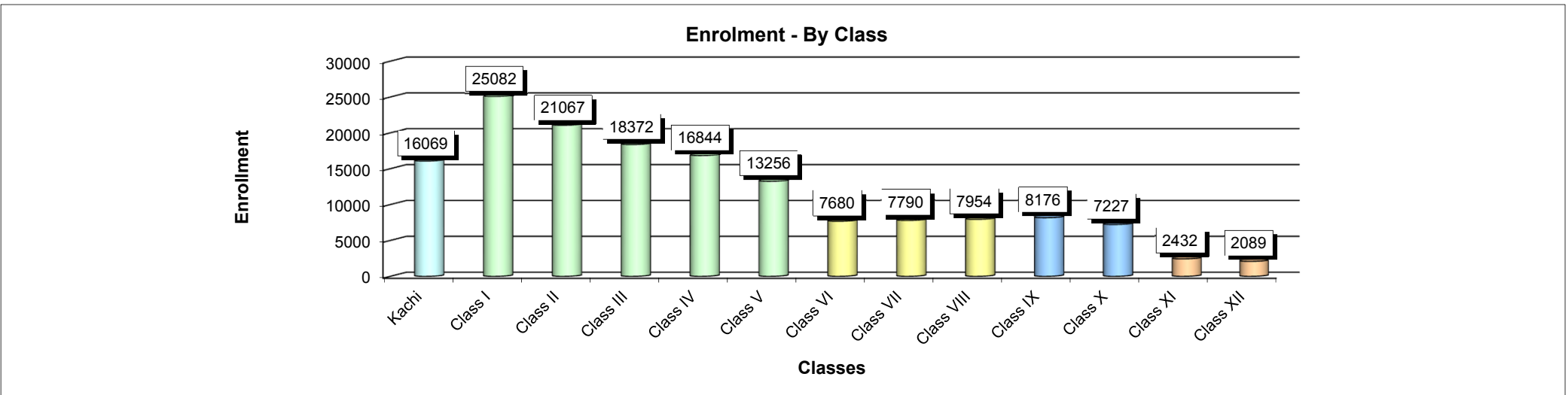
TOPICS		Page No
Graph	- Basic Education Summary	1
Summary	- Schools, Enrolment and Teachers by Gender and level wise.	2
Schools	- Gender, Level and Status wise.	3
	- Medium and Shift wise.	4
Enrolment	- Gender, Level and Classes stage wise.	5
Teachers	- Gender, Level and Type of Post wise	6
	- Gender, Level and Professional Training wise.	7
Buildings	- School Buildings Status Gender and Level wise.	8
Facilities	- Schools having Basic Facilities.	9
	- Schools having Advance Facilities.	10
	- Classroom Facilities Gender and level wise.	11
Taluka Summary	- Number of Schools, Enrolment , Teachers and School status	12

Total Schools : 1,251

Total Teachers : 5,100



Total Enrollment : 95,092



Basic Ratio ---- Students per Teachers : 30

Students per School : 123

Students per Classroom : 39

Teachers per School : 4

District : Sukkur		No. of Schools	Enrolment			Teachers			Student per Teacher Ratio
School Gender	School Level	Total	Boys	Girls	Total	Male	Female	Total	
Boys	Primary	134	11,152	960	12,112	338	3	341	36
	Middle	4	662	5	667	22		22	30
	Elementary	10	1,958	315	2,273	114	5	119	19
	Secondary	24	9,848	570	10,418	510	35	545	19
	Higher Secondary	4	7,103	-	7,103	170	1	171	42
	Total		176	30,723	1,850	32,573	1,154	44	1,198
Girls	Primary	158	69	11,101	11,170	10	323	333	34
	Middle	10	72	625	697		25	25	28
	Elementary	13	336	3,229	3,565	7	135	142	25
	Secondary	14	574	7,474	8,048	25	293	318	25
	Higher Secondary	5	646	6,703	7,349	2	175	177	42
	Total		200	1,697	29,132	30,829	44	951	995
Mixed	Primary	808	47,594	22,770	70,364	1,905	200	2,105	33
	Middle	17	1,568	1,215	2,783	92	24	116	24
	Elementary	27	4,801	1,866	6,667	220	68	288	23
	Secondary	20	7,092	1,956	9,048	313	45	358	25
	Higher Secondary	3	1,617	157	1,774	38	2	40	44
	Total		875	62,672	27,964	90,636	2,568	339	2,907
Total	Primary	1,100	58,815	34,831	93,646	2,253	526	2,779	34
	Middle	31	2,302	1,845	4,147	114	49	163	25
	Elementary	50	7,095	5,410	12,505	341	208	549	23
	Secondary	58	17,514	10,000	27,514	848	373	1,221	23
	Higher Secondary	12	9,366	6,860	16,226	210	178	388	42
Grand Total		1,251	95,092	58,946	154,038	3,766	1,334	5,100	30

**Schools : Gender, Level, Location and Status wise**
**3**

District : Sukkur		Urban Area			Rural Area			Total Schools		
School Gender	School Level	Functional	Closed	Total	Functional	Closed	Total	Functional	Closed	Total
Boys	Primary	9	-	9	97	28	125	106	28	134
	Middle	3	-	3	1	-	1	4	-	4
	Elementary	4	-	4	6	-	6	10	-	10
	Secondary	13	-	13	11	-	11	24	-	24
	Higher Secondary	1	-	1	3	-	3	4	-	4
	Total		30	-	30	118	28	146	148	28
Girls	Primary	9	-	9	110	39	149	119	39	158
	Middle	-	-	-	9	1	10	9	1	10
	Elementary	6	-	6	7	-	7	13	-	13
	Secondary	5	-	5	9	-	9	14	-	14
	Higher Secondary	3	-	3	2	-	2	5	-	5
	Total		23	-	23	137	40	177	160	40
Mixed	Primary	71	-	71	701	36	737	772	36	808
	Middle	6	-	6	11	-	11	17	-	17
	Elementary	8	-	8	19	-	19	27	-	27
	Secondary	4	-	4	16	-	16	20	-	20
	Higher Secondary	-	-	-	-	-	-	-	-	-
	Total		89	-	89	747	36	783	836	36
Total	Primary	89	-	89	908	103	1,011	997	103	1,100
	Middle	9	-	9	21	1	22	30	1	31
	Elementary	18	-	18	32	-	32	50	-	50
	Secondary	22	-	22	36	-	36	58	-	58
	Higher Secondary	4	-	4	5	-	5	9	-	9
Grand Total		142	-	142	1,002	104	1,106	1,144	104	1,248

Note : Closed = Both Temporary ( 104 ) and Permanent ( 0 ) Closed Schools included

**Schools : Medium and Shift wise**

**4**

District : Sukkur		Schools by Medium					Schools by Shift				Number of Branch Schools
School Gender	School Level	Urdu	Sindhi	English	Mixed	Total	Morning	Afternoon	Both	Total	
Boys	Primary	1	129		4	134	134	-	-	134	-
	Middle		3		1	4	4	-	-	4	-
	Elementary	1	9			10	10	-	-	10	-
	Secondary	4	13		7	24	23	1	-	24	-
	Higher Secondary		2		2	4	4	-	-	4	-
	Total		6	156	-	14	176	175	1	-	176
Girls	Primary	5	146		7	158	155	2	1	158	-
	Middle		6		4	10	10	-	-	10	-
	Elementary	1	8		4	13	10	2	1	13	-
	Secondary	2	6		6	14	14	-	-	14	-
	Higher Secondary				5	5	5	-	-	5	-
	Total		8	166	-	26	200	194	4	2	200
Mixed	Primary	20	760		28	808	799	5	4	808	-
	Middle	1	14		2	17	17	-	-	17	-
	Elementary	4	19		4	27	24	2	1	27	-
	Secondary	3	15		2	20	20	-	-	20	-
	Higher Secondary		1		2	3	3	-	-	3	-
	Total		28	809	-	38	875	863	7	5	875
Total	Primary	26	1,035	-	39	1,100	1,088	7	5	1,100	-
	Middle	1	23	-	7	31	31	-	-	31	-
	Elementary	6	36	-	8	50	44	4	2	50	-
	Secondary	9	34	-	15	58	57	1	-	58	-
	Higher Secondary	-	3	-	9	12	12	-	-	12	-
Grand Total		42	1,131	-	78	1,251	1,232	12	7	1,251	-

**Enrolment : Gender, Level and Class Stage wise**
**5**

District : Sukkur	Boys Enrolment Class Stages wise						Girls Enrolment Class Stages wise						Grand Total	
	School Level	Kachi	I to V	VI to VIII	IX to X	XI to XII	Total	Kachi	I to V	VI to VIII	IX to X	XI to XII		Total
Primary	7,890	50,924	1				58,815	5,865	28,966				34,831	93,646
Middle	73	1,476	688	65			2,302	81	885	804	75		1,845	4,147
Elementary	636	4,075	2,077	307			7,095	679	2,805	1,775	151		5,410	12,505
Secondary	192	2,283	8,362	6,677			17,514	541	2,876	3,858	2,725		10,000	27,514
Higher Secondary	8	165	3,412	3,058	2,723		9,366	104	166	2,447	2,345	1,798	6,860	16,226
Grand Total	8,799	58,923	14,540	10,107	2,723		95,092	7,270	35,698	8,884	5,296	1,798	58,946	154,038

Source: SEMIS Census 2014 - 2015

Sindh Education Management Information System (SEMIS)

**Teachers : Level and Type of Post wise**
**6**

District : Sukkur		Teaching Staff by Type of Post										Grand Total
Teacher Gender	School Level	Govt. Regular	Govt. Contract	SMC	NCHD	ESRA / US Aid	UNICEF	Other Donor	Volunteer	Local Bodi (Reg/Con)	Not Provided	
Male	Primary	2,115	43	1	59			18	17			2,253
	Middle	111	3									114
	Elementary	327	13					1				341
	Secondary	826	22									848
	Higher Secondary	204	6									210
	Total	3,583	87	1	59	-	-	19	17	-	-	3,766
Female	Primary	492	8		20	1			5			526
	Middle	46	3									49
	Elementary	202	6									208
	Secondary	344	27					2				373
	Higher Secondary	173	5									178
	Total	1,257	49	-	20	1	-	2	5	-	-	1,334
Total	Primary	2,607	51	1	79	1	-	18	22	-	-	2,779
	Middle	157	6	-	-	-	-	-	-	-	-	163
	Elementary	529	19	-	-	-	-	1	-	-	-	549
	Secondary	1,170	49	-	-	-	-	2	-	-	-	1,221
	Higher Secondary	377	11	-	-	-	-	-	-	-	-	388
Grand Total		4,840	136	1	79	1	-	21	22	-	-	5,100



**Teachers : Gender and Professional Training wise**
**7**

District : Sukkur		Teaching Staff by Professional Training wise							Grand
Teacher Gender	School Level	PTC	C.T	B. Ed	M. Ed	Other	Untrained	Not Provided	Total
Male	Primary	808	81	943	294	44	83		2,253
	Middle	19	2	41	45	6	1		114
	Elementary	62	8	132	115	22	2		341
	Secondary	21	14	202	516	83	12		848
	Higher Secondary	2	3	31	164	9	1		210
	Total		912	108	1,349	1,134	164	99	-
Female	Primary	141	21	176	160	18	10		526
	Middle	3	2	20	22	2			49
	Elementary	31	2	58	109	5	3		208
	Secondary	37	3	79	228	24	2		373
	Higher Secondary	4	3	31	135	5			178
	Total		216	31	364	654	54	15	-
Total	Primary	949	102	1,119	454	62	93	-	2,779
	Middle	22	4	61	67	8	1	-	163
	Elementary	93	10	190	224	27	5	-	549
	Secondary	58	17	281	744	107	14	-	1,221
	Higher Secondary	6	6	62	299	14	1	-	388
Grand Total		1,128	139	1,713	1,788	218	114	-	5,100

**Schools Building Facilities : Gender and Level wise**
**8**

District : Sukkur		Schools by Building						Total Schools	Total Number of Classrooms
		Other Ownership	Govt. Ownership			Rental	Shelterless (No Build / No Info)		
			Satisfactory	Repairable	Dangerous				
School Gender	School Level								
Boys	Primary	-	25	72	20	-	17	134	361
	Middle	-	1	3	-	-	-	4	26
	Elementary	-	1	8	1	-	-	10	94
	Secondary	-	5	17	2	-	-	24	216
	Higher Secondary	-	1	3	-	-	-	4	97
	Total	-	33	103	23	-	17	176	794
Girls	Primary	-	22	93	35	-	8	158	385
	Middle	-	2	4	4	-	-	10	33
	Elementary	-	7	4	2	-	-	13	91
	Secondary	-	1	10	3	-	-	14	184
	Higher Secondary	-	1	4	-	-	-	5	108
	Total	-	33	115	44	-	8	200	801
Mixed	Primary	2	230	405	103	-	68	808	1,851
	Middle	-	5	11	1	-	-	17	102
	Elementary	-	5	18	4	-	-	27	206
	Secondary	-	4	13	3	-	-	20	180
	Higher Secondary	-	1	2	-	-	-	3	33
	Total	2	245	449	111	-	68	875	2,372
Total	Primary	2	277	570	158	-	93	1,100	2,597
	Middle	-	8	18	5	-	-	31	161
	Elementary	-	13	30	7	-	-	50	391
	Secondary	-	10	40	8	-	-	58	580
	Higher Secondary	-	3	9	-	-	-	12	238
Grand Total		2	311	667	178	-	93	1,251	3,967

Note : Closed Schools Included

Source: SEMIS Census 2014 - 2015

**Schools with Basic Facilities : Gender and Level wise**
**9**

District : Sukkur			Schools having Basic Facilities					Schools having	
School Gender	School Level	Schools	Electricity	Toilets	Drinking Water	Boundary Wall	Play Ground	Library	Lab / Sci. Lab
Boys	Primary	134	69	70	87	73	17	3	-
	Middle	4	3	4	3	3	1	-	-
	Elementary	10	8	10	7	6	3	-	-
	Secondary	24	22	23	23	21	7	15	16
	Higher Secondary	4	4	4	3	4	2	2	3
	Total	176	106	111	123	107	30	20	19
Girls	Primary	158	77	118	111	123	33	3	-
	Middle	10	5	8	9	10	4	1	-
	Elementary	13	11	11	11	12	6	1	1
	Secondary	14	14	13	13	13	11	4	7
	Higher Secondary	5	5	5	5	4	4	4	5
	Total	200	112	155	149	162	58	13	13
Mixed	Primary	808	450	509	595	531	142	10	3
	Middle	17	16	17	16	14	6	-	-
	Elementary	27	22	20	21	22	13	4	-
	Secondary	20	18	16	18	19	4	5	11
	Higher Secondary	3	3	3	3	3	2	2	2
	Total	875	509	565	653	589	167	21	16
Total	Primary	1,100	596	697	793	727	192	16	3
	Middle	31	24	29	28	27	11	1	-
	Elementary	50	41	41	39	40	22	5	1
	Secondary	58	54	52	54	53	22	24	34
	Higher Secondary	12	12	12	11	11	8	8	10
Grand Total		1,251	727	831	925	858	255	54	48
Without Facilities / No Info			524	420	326	393	996	1,197	1,203

Note : Closed Schools Included

Source: SEMIS Census 2014 - 2015

Sindh Education Management Information System (SEMIS)

**Schools with Advance Facilities : Gender and Level wise**
**10**

District : Sukkur			Schools having / Received Facilities of			
School Gender	School Level	Schools	Functional SMC	Free Text Books	Construction Works	Campus Schools
Boys	Primary	134	119	106	10	2
	Middle	4	4	4	-	-
	Elementary	10	10	9	-	3
	Secondary	24	24	24	7	2
	Higher Secondary	4	4	4	1	-
	Total	176	161	147	18	7
Girls	Primary	158	132	137	5	-
	Middle	10	7	9	-	1
	Elementary	13	12	12	3	4
	Secondary	14	14	14	6	8
	Higher Secondary	5	5	5	2	2
	Total	200	170	177	16	15
Mixed	Primary	808	763	779	67	2
	Middle	17	17	17	3	3
	Elementary	27	27	27	-	5
	Secondary	20	20	19	5	3
	Higher Secondary	3	3	3	1	1
	Total	875	830	845	76	14
Total	Primary	1,100	1,014	1,022	82	4
	Middle	31	28	30	3	4
	Elementary	50	49	48	3	12
	Secondary	58	58	57	18	13
	Higher Secondary	12	12	12	4	3
<b>Grand Total</b>		<b>1,251</b>	<b>1,161</b>	<b>1,169</b>	<b>110</b>	<b>36</b>

<b>Without Facilities / No Info</b>	<b>90</b>	<b>82</b>	<b>1,141</b>	<b>1,215</b>
-------------------------------------	-----------	-----------	--------------	--------------

SMC = School Management Committee

Note : Closed Schools Included

Source: SEMIS Census 2014 - 2015

Sindh Education Management Information System (SEMIS)

## District : Sukkur

School Gender	School Level	Student Chairs	Student Desks	Black Boards	Teachers Tables	Teachers Chairs	Fans	Computers
Boys	Primary	237	2,791	331	230	470	210	7
	Middle	-	819	65	21	116	66	-
	Elementary	-	220	21	12	28	33	2
	Secondary	864	5,276	443	227	750	401	50
	Higher Secondary	-	200	7	5	20	15	15
	Total		1,101	9,306	867	495	1,384	725
Girls	Primary	561	2,846	293	176	376	320	-
	Middle	42	301	22	20	53	16	-
	Elementary	33	410	32	27	30	53	-
	Secondary	719	3,843	201	105	353	287	130
	Higher Secondary	-	50	11	1	6	45	-
	Total		1,355	7,450	559	329	818	721
Mixed	Primary	720	7,132	966	621	1,195	713	24
	Middle	68	235	21	18	57	7	-
	Elementary	25	491	52	54	94	73	-
	Secondary	-	96	13	6	20	31	-
	Higher Secondary	48	377	26	27	49	79	18
	Total		861	8,331	1,078	726	1,415	903
Total	Primary	1,518	12,769	1,590	1,027	2,041	1,243	31
	Middle	110	1,355	108	59	226	89	-
	Elementary	58	1,121	105	93	152	159	2
	Secondary	1,583	9,215	657	338	1,123	719	180
	Higher Secondary	48	627	44	33	75	139	33
Grand Total		3,317	25,087	2,504	1,550	3,617	2,349	246

District : Sukkur		No. of Schools				Enrolment			Teachers			School Status	
Taluka Name	Boys	Girls	Mixed	Total	Boys	Girls	Total	Male	Female	Total	Functional	Closed	
PANO AKIL	68	117	372	557	32,338	19,919	52,257	1,232	274	1,506	517	40	
ROHRI	40	39	273	352	24,628	13,099	37,727	958	249	1,207	314	38	
CITY SUKKUR	11	12	40	63	11,156	11,447	22,603	758	611	1,369	63	0	
SALEHPAT	26	6	122	154	8,591	2,473	11,064	208	13	221	132	22	
NEW SUKKUR	31	26	68	125	18,379	12,008	30,387	610	187	797	121	4	
District Total	176	200	875	1,251	95,092	58,946	154,038	3,766	1,334	5,100	1,147	104	