

SINDH Education Management Information System (SEMIS)



District Education Profile
South Karachi
2014 - 15



REFORM SUPPORT UNIT

Education and Literacy Department

Government of Sindh, Karachi

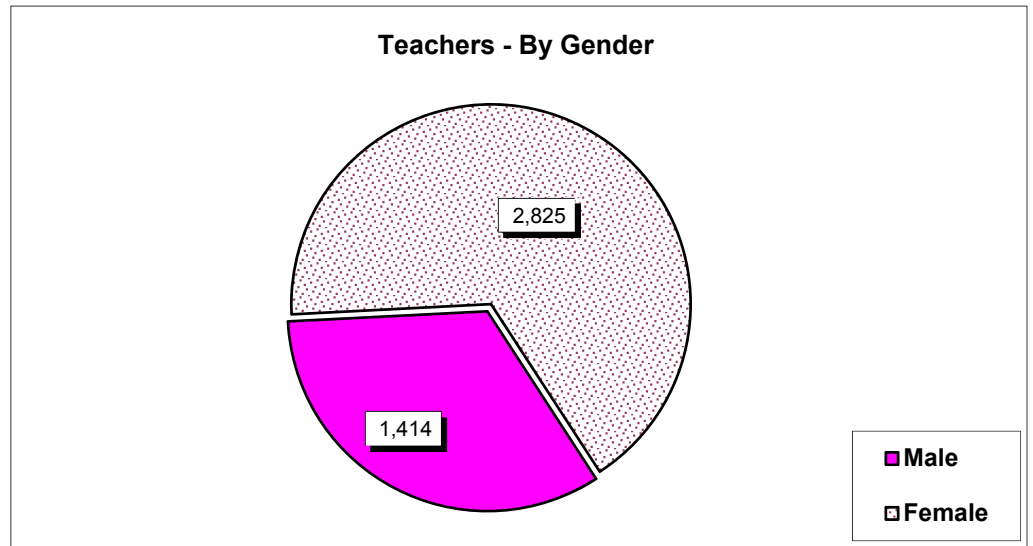
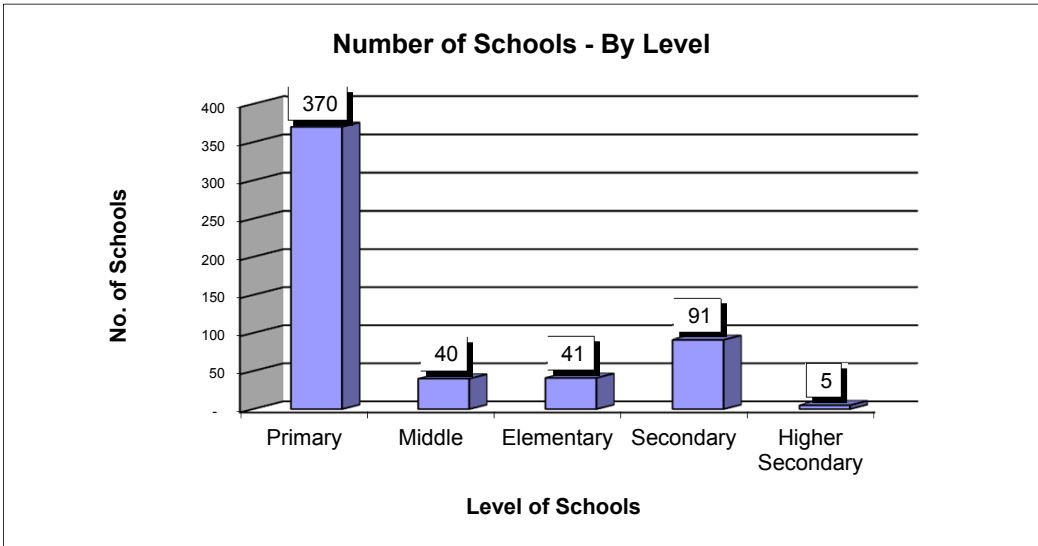
TABLE OF CONTENTS

District Gci R ' ? UFW]

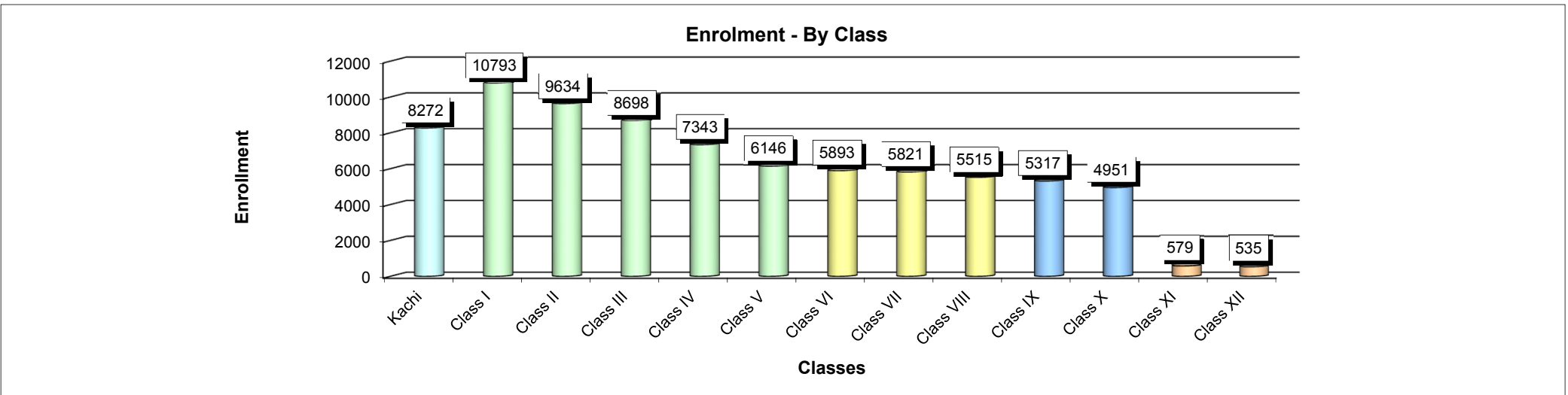
TOPICS		Page No
Graph	- Basic Education Summary	1
Summary	- Schools, Enrolment and Teachers by Gender and level wise.	2
Schools	- Gender, Level and Status wise.	3
	- Medium and Shift wise.	4
Enrolment	- Gender, Level and Classes stage wise.	5
Teachers	- Gender, Level and Type of Post wise	6
	- Gender, Level and Professional Training wise.	7
Buildings	- School Buildings Status Gender and Level wise.	8
Facilities	- Schools having Basic Facilities.	9
	- Schools having Advance Facilities.	10
	- Classroom Facilities Gender and level wise.	11
Taluka Summary	- Number of Schools, Enrolment , Teachers and School status	12

Total Schools : 547

Total Teachers : 4,239



Total Enrollment : 79,497



Basic Ratio ---- Students per Teachers : 19

Students per School : 145

Students per Classroom : 22

Teachers per School : 8

District : South Karachi		No. of Schools	Enrolment			Teachers			Student per Teacher Ratio
School Gender	School Level	Total	Boys	Girls	Total	Male	Female	Total	
Boys	Primary	106	6,082	2,219	8,301	220	230	450	18
	Middle	27	1,101	190	1,291	77	54	131	10
	Elementary	12	1,113	294	1,407	29	41	70	20
	Secondary	36	8,082	1,395	9,477	357	264	621	15
	Higher Secondary	2	1,839	708	2,547	68	80	148	17
	Total		183	18,217	4,806	23,023	751	669	1,420
Girls	Primary	51	727	5,946	6,673	14	293	307	22
	Middle	8	-	769	769	2	43	45	17
	Elementary	18	19	3,060	3,079	7	136	143	22
	Secondary	35	742	14,267	15,009	34	636	670	22
	Higher Secondary	2	790	516	1,306	36	30	66	20
	Total		114	2,278	24,558	26,836	93	1,138	1,231
Mixed	Primary	213	7,837	6,443	14,280	339	559	898	16
	Middle	5	172	108	280	15	17	32	9
	Elementary	11	1,256	1,120	2,376	26	49	75	32
	Secondary	20	4,908	7,627	12,535	187	392	579	22
	Higher Secondary	1	66	101	167	3	1	4	42
	Total		250	14,239	15,399	29,638	570	1,018	1,588
Total	Primary	370	14,646	14,608	29,254	573	1,082	1,655	18
	Middle	40	1,273	1,067	2,340	94	114	208	11
	Elementary	41	2,388	4,474	6,862	62	226	288	24
	Secondary	91	13,732	23,289	37,021	578	1,292	1,870	20
	Higher Secondary	5	2,695	1,325	4,020	107	111	218	18
Grand Total		547	34,734	44,763	79,497	1,414	2,825	4,239	19

District : South Karachi		Urban Area			Rural Area			Total Schools		
School Gender	School Level	Functional	Closed	Total	Functional	Closed	Total	Functional	Closed	Total
Boys	Primary	75	24	99	6	1	7	81	25	106
	Middle	23	3	26	1		1	24	3	27
	Elementary	12		12			-	12	-	12
	Secondary	35		35	1		1	36	-	36
	Higher Secondary	2		2			-	2	-	2
	Total		147	27	174	8	1	9	155	28
Girls	Primary	47	2	49	1	1	2	48	3	51
	Middle	8		8			-	8	-	8
	Elementary	18		18			-	18	-	18
	Secondary	34	1	35			-	34	1	35
	Higher Secondary	2		2			-	2	-	2
	Total		109	3	112	1	1	2	110	4
Mixed	Primary	177	4	181	31	1	32	208	5	213
	Middle	5		5			-	5	-	5
	Elementary	11		11			-	11	-	11
	Secondary	15		15	5		5	20	-	20
	Higher Secondary	1		1			-	1	-	1
	Total		209	4	213	36	1	37	245	5
Total	Primary	299	30	329	38	3	41	337	33	370
	Middle	36	3	39	1	-	1	37	3	40
	Elementary	41	-	41	-	-	-	41	-	41
	Secondary	84	1	85	6	-	6	90	1	91
	Higher Secondary	5	-	5	-	-	-	5	-	5
Grand Total		465	34	499	45	3	48	510	37	547

Note : Closed = Both Temporary (18) and Permanent (19) Closed Schools included

Schools : Medium and Shift wise
4

District : South Karachi		Schools by Medium					Schools by Shift				Number of Branch Schools
School Gender	School Level	Urdu	Sindhi	English	Mixed	Total	Morning	Afternoon	Both	Total	
Boys	Primary	80	9	2	15	106	55	51	-	106	3
	Middle	27				27	10	17	-	27	-
	Elementary	12				12	4	8	-	12	-
	Secondary	28	2		6	36	22	8	6	36	-
	Higher Secondary	1			1	2	1	-	1	2	-
	Total		148	11	2	22	183	92	84	7	183
Girls	Primary	50	1			51	47	4	-	51	-
	Middle	8				8	7	1	-	8	-
	Elementary	17	1			18	17	1	-	18	1
	Secondary	31			4	35	27	3	5	35	-
	Higher Secondary	2				2	2	-	-	2	-
	Total		108	2	-	4	114	100	9	5	114
Mixed	Primary	183	25	5		213	167	46	-	213	2
	Middle	4	1			5	2	3	-	5	-
	Elementary	9	2			11	7	4	-	11	-
	Secondary	19			1	20	10	4	6	20	-
	Higher Secondary	1				1	1	-	-	1	-
	Total		216	28	5	1	250	187	57	6	250
Total	Primary	313	35	7	15	370	269	101	-	370	5
	Middle	39	1	-	-	40	19	21	-	40	-
	Elementary	38	3	-	-	41	28	13	-	41	1
	Secondary	78	2	-	11	91	59	15	17	91	-
	Higher Secondary	4	-	-	1	5	4	-	1	5	-
Grand Total		472	41	7	27	547	379	150	18	547	6

Enrolment : Gender, Level and Class Stage wise
5

District : South Karachi	Boys Enrolment Class Stages wise						Girls Enrolment Class Stages wise						Grand Total		
	School Level	Kachi	I to V	VI to VIII	IX to X	XI to XII	Total	Kachi	I to V	VI to VIII	IX to X	XI to XII		Total	
Primary	2,537	12,019	90				14,646	2,430	12,013	165				14,608	29,254
Middle	30	89	1,154				1,273	20	93	954				1,067	2,340
Elementary	447	1,416	525				2,388	694	2,541	1,239				4,474	6,862
Secondary	704	4,718	4,526	3,784			13,732	1,199	8,787	7,629	5,674			23,289	37,021
Higher Secondary	130	459	579	508	1,019		2,695	81	479	368	302	95		1,325	4,020
Grand Total	3,848	18,701	6,874	4,292	1,019		34,734	4,424	23,913	10,355	5,976	95		44,763	79,497

Source: SEMIS Census 2014 - 2015

Sindh Education Management Information System (SEMIS)

Teachers : Level and Type of Post wise
6

District : South Karachi		Teaching Staff by Type of Post										Grand Total
Teacher Gender	School Level	Govt. Regular	Govt. Contract	SMC	NCHD	ESRA / US Aid	UNICEF	Other Donor	Volunteer	Local Bodi (Reg/Con)	Not Provided	
Male	Primary	484	3	2				10	1	70	3	573
	Middle	75	1	1						17		94
	Elementary	41						1		19	1	62
	Secondary	543	7		1	3		3		18	3	578
	Higher Secondary	97	8							-	2	107
	Total	1,240	19	3	1	3	-	14	1	124	9	1,414
Female	Primary	887	10	4	2	3		2		172	2	1,082
	Middle	92	2							19	1	114
	Elementary	121	22					6		77		226
	Secondary	1,189	20	6	3			13		56	5	1,292
	Higher Secondary	101	9							1		111
	Total	2,390	63	10	5	3	-	21	-	325	-	2,825
Total	Primary	1,371	13	6	2	3	-	12	1	242	5	1,655
	Middle	167	3	1	-	-	-	-	-	36	1	208
	Elementary	162	22	-	-	-	-	7	-	96	1	288
	Secondary	1,732	27	6	4	3	-	16	-	74	8	1,870
	Higher Secondary	198	17	-	-	-	-	-	-	1	2	218
Grand Total		3,630	82	13	6	6	-	35	1	449	17	4,239

Teachers : Gender and Professional Training wise
7

District : South Karachi		Teaching Staff by Professional Training wise							Grand
Teacher Gender	School Level	PTC	C.T	B. Ed	M. Ed	Other	Untrained	Not Provided	Total
Male	Primary	310	106	104	23	17	4	9	573
	Middle	11	23	28	13	16	2	1	94
	Elementary	24	13	12	1	4	4	4	62
	Secondary	94	86	240	87	44	10	17	578
	Higher Secondary	24	13	27	18	7	7	11	107
	Total		463	241	411	142	88	27	42
Female	Primary	681	158	187	22	19	5	10	1,082
	Middle	26	19	39	22	4		4	114
	Elementary	93	36	63	10	3	12	9	226
	Secondary	372	151	547	153	31	19	19	1,292
	Higher Secondary	20	14	48	21	2		6	111
	Total		1,192	378	884	228	59	36	48
Total	Primary	991	264	291	45	36	9	19	1,655
	Middle	37	42	67	35	20	2	5	208
	Elementary	117	49	75	11	7	16	13	288
	Secondary	466	237	787	240	75	29	36	1,870
	Higher Secondary	44	27	75	39	9	7	17	218
Grand Total		1,655	619	1,295	370	147	63	90	4,239

Schools Building Facilities : Gender and Level wise
8

District : South Karachi		Schools by Building						Total Schools	Total Number of Classrooms
		Other Ownership	Govt. Ownership			Rental	Shelterless (No Build / No Info)		
			Satisfactory	Repairable	Dangerous				
School Gender	School Level								
Boys	Primary	1	58	30	9	6	2	106	517
	Middle	-	10	11	4	2	-	27	125
	Elementary	1	5	5	1	-	-	12	96
	Secondary	1	21	12	1	1	-	36	431
	Higher Secondary	-	2	-	-	-	-	2	70
	Total		3	96	58	15	9	2	183
Girls	Primary	-	34	16	1	-	-	51	312
	Middle	-	5	2	-	1	-	8	41
	Elementary	-	9	7	2	-	-	18	131
	Secondary	-	21	8	3	3	-	35	517
	Higher Secondary	-	2	-	-	-	-	2	70
	Total		-	71	33	6	4	-	114
Mixed	Primary	6	92	80	28	6	1	213	867
	Middle	-	1	3	1	-	-	5	18
	Elementary	-	6	4	1	-	-	11	78
	Secondary	-	11	7	1	1	-	20	384
	Higher Secondary	-	-	1	-	-	-	1	11
	Total		6	110	95	31	7	1	250
Total	Primary	7	184	126	38	12	3	370	1,696
	Middle	-	16	16	5	3	-	40	184
	Elementary	1	20	16	4	-	-	41	305
	Secondary	1	53	27	5	5	-	91	1,332
	Higher Secondary	-	4	1	-	-	-	5	151
	Grand Total		9	277	186	52	20	3	547

Note : Closed Schools Included

Source: SEMIS Census 2014 - 2015

Schools with Basic Facilities : Gender and Level wise
9

District : South Karachi			Schools having Basic Facilities					Schools having	
School Gender	School Level	Schools	Electricity	Toilets	Drinking Water	Boundary Wall	Play Ground	Library	Lab / Sci. Lab
Boys	Primary	106	80	80	70	93	11	1	-
	Middle	27	25	23	22	25	4	-	-
	Elementary	12	11	12	12	10	3	-	-
	Secondary	36	34	36	29	33	13	16	26
	Higher Secondary	2	2	2	2	2	2	1	2
	Total	183	152	153	135	163	33	18	28
Girls	Primary	51	44	47	39	48	18	-	1
	Middle	8	7	7	7	8	3	-	-
	Elementary	18	18	18	15	17	7	-	-
	Secondary	35	35	34	32	35	11	12	17
	Higher Secondary	2	2	2	2	2	1	-	1
	Total	114	106	108	95	110	40	12	19
Mixed	Primary	213	149	160	116	190	65	-	1
	Middle	5	5	5	5	5	-	-	-
	Elementary	11	10	11	8	11	3	-	-
	Secondary	20	14	20	12	18	13	5	15
	Higher Secondary	1	-	1	-	1	-	-	-
	Total	250	178	197	141	225	81	5	16
Total	Primary	370	273	287	225	331	94	1	2
	Middle	40	37	35	34	38	7	-	-
	Elementary	41	39	41	35	38	13	-	-
	Secondary	91	83	90	73	86	37	33	58
	Higher Secondary	5	4	5	4	5	3	1	3
Grand Total		547	436	458	371	498	154	35	63
Without Facilities / No Info			111	89	176	49	393	512	484

Note : Closed Schools Included

Source: SEMIS Census 2014 - 2015

Sindh Education Management Information System (SEMIS)

Schools with Advance Facilities : Gender and Level wise
10

District : South Karachi			Schools having / Received Facilities of			
School Gender	School Level	Schools	Functional SMC	Free Text Books	Construction Works	Campus Schools
Boys	Primary	106	80	85	11	-
	Middle	27	22	23	2	-
	Elementary	12	11	12	-	-
	Secondary	36	33	34	6	15
	Higher Secondary	2	2	2	1	2
	Total	183	148	156	20	17
Girls	Primary	51	46	47	15	-
	Middle	8	8	8	-	-
	Elementary	18	17	18	3	-
	Secondary	35	34	35	2	17
	Higher Secondary	2	2	1	-	1
	Total	114	107	109	20	18
Mixed	Primary	213	177	203	23	-
	Middle	5	4	5	1	-
	Elementary	11	11	11	2	-
	Secondary	20	19	20	2	17
	Higher Secondary	1	1	1	-	1
	Total	250	212	240	28	18
Total	Primary	370	303	335	49	-
	Middle	40	34	36	3	-
	Elementary	41	39	41	5	-
	Secondary	91	86	89	10	49
	Higher Secondary	5	5	4	1	4
Grand Total		547	467	505	68	53

Without Facilities / No Info		80	42	479	494
------------------------------	--	----	----	-----	-----

SMC = School Management Committee

Note : Closed Schools Included

Source: SEMIS Census 2014 - 2015

Sindh Education Management Information System (SEMIS)

District : South Karachi

School Gender	School Level	Student Chairs	Student Desks	Black Boards	Teachers Tables	Teachers Chairs	Fans	Computers
Boys	Primary	633	4,464	503	369	675	591	19
	Middle	-	1,308	129	144	152	171	2
	Elementary	105	1,162	95	70	102	167	-
	Secondary	624	5,524	522	1,151	937	1,030	54
	Higher Secondary	54	922	50	72	256	148	42
	Total		1,416	13,380	1,299	1,806	2,122	2,107
Girls	Primary	914	3,139	347	206	405	480	3
	Middle	-	573	37	40	60	53	6
	Elementary	202	1,550	165	126	232	214	-
	Secondary	806	6,196	511	386	827	1,092	240
	Higher Secondary	30	300	18	2	10	20	1
	Total		1,952	11,758	1,078	760	1,534	1,859
Mixed	Primary	1,196	6,761	1,061	719	1,453	915	30
	Middle	5	180	26	12	28	24	-
	Elementary	198	921	92	57	117	148	14
	Secondary	541	3,979	359	310	622	724	169
	Higher Secondary	-	103	9	9	14	12	2
	Total		1,940	11,944	1,547	1,107	2,234	1,823
Total	Primary	2,743	14,364	1,911	1,294	2,533	1,986	52
	Middle	5	2,061	192	196	240	248	8
	Elementary	505	3,633	352	253	451	529	14
	Secondary	1,971	15,699	1,392	1,847	2,386	2,846	463
	Higher Secondary	84	1,325	77	83	280	180	45
Grand Total		5,308	37,082	3,924	3,673	5,890	5,789	582

District : South Karachi	No. of Schools				Enrolment			Teachers			School Status	
	Taluka Name	Boys	Girls	Mixed	Total	Boys	Girls	Total	Male	Female	Total	Functional
Kemari Town	46	19	102	167	9,787	10,398	20,185	355	315	670	151	16
Lyari Town	53	51	73	177	13,308	18,837	32,145	524	1,055	1,579	172	5
Saddar Town	84	44	75	203	11,639	15,528	27,167	535	1,455	1,990	187	16
District Total	183	114	250	547	34,734	44,763	79,497	1,414	2,825	4,239	510	37

Source: SEMIS Census 2014 - 2015

Sindh Education Management Information System (SEMIS)