

SINDH Education Management Information System (SEMIS)

# District Education Profile

G\U\YYX:6YbUh]fUVUX

2014 - 15



**REFORM SUPPORT UNIT**

Education and Literacy Department

Government of Sindh, Karachi

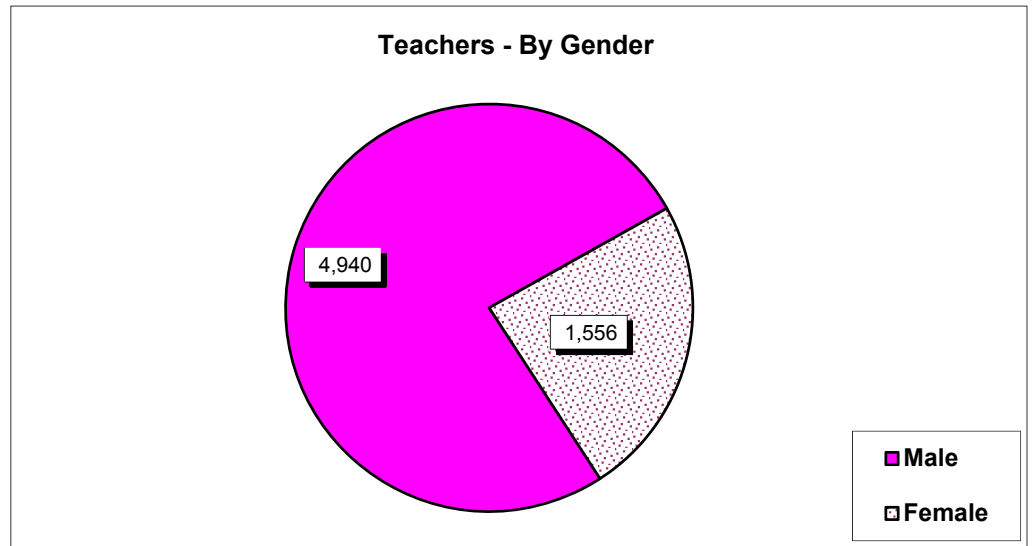
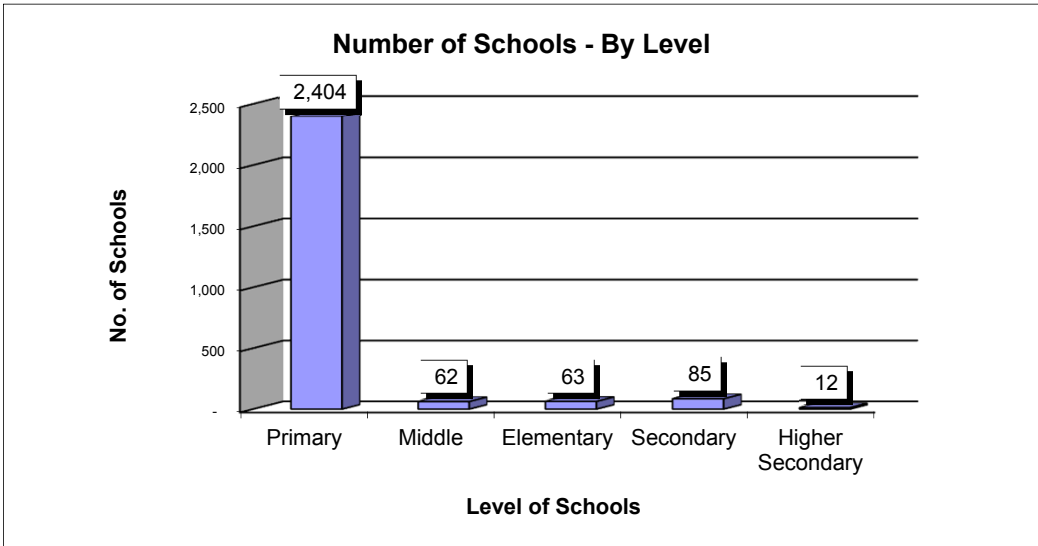
## TABLE OF CONTENTS

### District 'G\ U YYX'6 Ybn]fUVUX

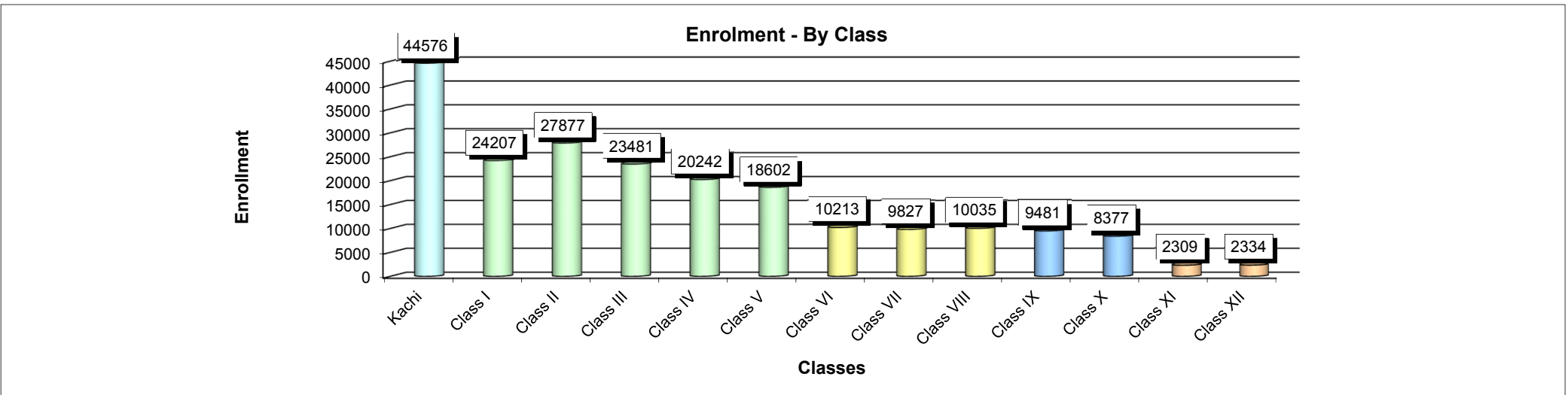
TOPICS		Page No
Graph	- Basic Education Summary	1
Summary	- Schools, Enrolment and Teachers by Gender and level wise.	2
Schools	- Gender, Level and Status wise.	3
	- Medium and Shift wise.	4
Enrolment	- Gender, Level and Classes stage wise.	5
Teachers	- Gender, Level and Type of Post wise	6
	- Gender, Level and Professional Training wise.	7
Buildings	- School Buildings Status Gender and Level wise.	8
Facilities	- Schools having Basic Facilities.	9
	- Schools having Advance Facilities.	10
	- Classroom Facilities Gender and level wise.	11
Taluka Summary	- Number of Schools, Enrolment , Teachers and School status	12

Total Schools : 2,626

Total Teachers : 6,496



Total Enrollment : 211,561



Basic Ratio ---- Students per Teachers : 33      Students per School : 81      Students per Classroom : 39      Teachers per School : 1

District : Shaheed Benazirabad		No. of Schools	Enrolment			Teachers			Student per Teacher Ratio
School Gender	School Level	Total	Boys	Girls	Total	Male	Female	Total	
Boys	Primary	519	20,409	6,335	26,744	686	25	711	38
	Middle	14	544	145	689	52	3	55	13
	Elementary	8	678	241	919	18	3	21	44
	Secondary	16	10,646	384	11,030	378	18	396	28
	Higher Secondary	1	782	-	782	67	2	69	11
	Total		558	33,059	7,105	40,164	1,201	51	1,252
Girls	Primary	378	1,706	14,848	16,554	55	655	710	23
	Middle	19	-	693	693		46	46	15
	Elementary	9	-	1,559	1,559	2	80	82	19
	Secondary	24	549	9,893	10,442	16	326	342	31
	Higher Secondary	2	60	3,034	3,094		71	71	44
	Total		432	2,315	30,027	32,342	73	1,178	1,251
Mixed	Primary	1,507	67,390	32,544	99,934	2,714	204	2,918	34
	Middle	29	1,275	609	1,884	90	9	99	19
	Elementary	46	4,755	2,002	6,757	180	34	214	32
	Secondary	45	12,484	3,908	16,392	468	60	528	31
	Higher Secondary	9	12,416	1,672	14,088	214	20	234	60
	Total		1,636	98,320	40,735	139,055	3,666	327	3,993
Total	Primary	2,404	89,505	53,727	143,232	3,455	884	4,339	33
	Middle	62	1,819	1,447	3,266	142	58	200	16
	Elementary	63	5,433	3,802	9,235	200	117	317	29
	Secondary	85	23,679	14,185	37,864	862	404	1,266	30
	Higher Secondary	12	13,258	4,706	17,964	281	93	374	48
Grand Total		2,626	133,694	77,867	211,561	4,940	1,556	6,496	33

**Schools : Gender, Level, Location and Status wise**

**3**

District : Shaheed Benazirabad		Urban Area			Rural Area			Total Schools		
School Gender	School Level	Functional	Closed	Total	Functional	Closed	Total	Functional	Closed	Total
Boys	Primary	10	3	13	386	120	506	396	123	519
	Middle	2		2	11	1	12	13	1	14
	Elementary	1		1	7		7	8	-	8
	Secondary	6		6	10		10	16	-	16
	Higher Secondary	1		1			-	1	-	1
	Total		20	3	23	414	121	535	434	124
Girls	Primary	15	2	17	252	109	361	267	111	378
	Middle	1		1	10	8	18	11	8	19
	Elementary	3		3	5	1	6	8	1	9
	Secondary	10		10	14		14	24	-	24
	Higher Secondary	2		2			-	2	-	2
	Total		31	2	33	281	118	399	312	120
Mixed	Primary	64	2	66	1,318	123	1,441	1,382	125	1,507
	Middle			-	27	2	29	27	2	29
	Elementary	5		5	41		41	46	-	46
	Secondary	5		5	40		40	45	-	45
	Higher Secondary			-	9		9	9	-	9
	Total		74	2	76	1,435	125	1,560	1,509	127
Total	Primary	89	7	96	1,956	352	2,308	2,045	359	2,404
	Middle	3	-	3	48	11	59	51	11	62
	Elementary	9	-	9	53	1	54	62	1	63
	Secondary	21	-	21	64	-	64	85	-	85
	Higher Secondary	3	-	3	9	-	9	12	-	12
Grand Total		125	7	132	2,130	364	2,494	2,255	371	2,626

Note : Closed = Both Temporary ( 310 ) and Permanent ( 61 ) Closed Schools included

District : Shaheed Benazirabad		Schools by Medium					Schools by Shift				Number of Branch Schools
School Gender	School Level	Urdu	Sindhi	English	Mixed	Total	Morning	Afternoon	Both	Total	
Boys	Primary	12	495		12	519	515	3	1	519	-
	Middle	1	13			14	14	-	-	14	1
	Elementary		8			8	8	-	-	8	-
	Secondary	2	7		7	16	16	-	-	16	-
	Higher Secondary	1				1	1	-	-	1	-
	Total		16	523	-	19	558	554	3	1	558
Girls	Primary	21	343	1	13	378	376	2	-	378	-
	Middle	1	18			19	19	-	-	19	-
	Elementary	1	7		1	9	9	-	-	9	-
	Secondary	2	8		14	24	24	-	-	24	-
	Higher Secondary				2	2	2	-	-	2	-
	Total		25	376	1	30	432	430	2	-	432
Mixed	Primary	43	1,409	3	52	1,507	1,500	5	2	1,507	-
	Middle		28		1	29	28	-	1	29	-
	Elementary	1	40	2	3	46	46	-	-	46	-
	Secondary		34		11	45	45	-	-	45	-
	Higher Secondary		5		4	9	9	-	-	9	-
	Total		44	1,516	5	71	1,636	1,628	5	3	1,636
Total	Primary	76	2,247	4	77	2,404	2,391	10	3	2,404	-
	Middle	2	59	-	1	62	61	-	1	62	1
	Elementary	2	55	2	4	63	63	-	-	63	-
	Secondary	4	49	-	32	85	85	-	-	85	-
	Higher Secondary	1	5	-	6	12	12	-	-	12	-
Grand Total		85	2,415	6	120	2,626	2,612	10	4	2,626	1

**Enrolment : Gender, Level and Class Stage wise**
**5**

District Shaheed Benazirabad	Boys Enrolment Class Stages wise						Girls Enrolment Class Stages wise						Grand Total	
	School Level	Kachi	I to V	VI to VIII	IX to X	XI to XII	Total	Kachi	I to V	VI to VIII	IX to X	XI to XII		Total
Primary	24,357	65,148					89,505	16,008	37,719				53,727	143,232
Middle	38	242	1,539				1,819	29	108	1,310			1,447	3,266
Elementary	1,093	2,567	1,773				5,433	912	1,981	909			3,802	9,235
Secondary	950	3,700	11,520	7,509			23,679	985	2,487	6,442	4,271		14,185	37,864
Higher Secondary	113	323	4,942	4,634	3,246		13,258	91	134	1,640	1,444	1,397	4,706	17,964
Grand Total	26,551	71,980	19,774	12,143	3,246		133,694	18,025	42,429	10,301	5,715	1,397	77,867	211,561

Source: SEMIS Census 2014 - 2015

Sindh Education Management Information System (SEMIS)

**Teachers : Level and Type of Post wise**
**6**

District : Shaheed Benazir		Teaching Staff by Type of Post										Grand Total
Teacher Gender	School Level	Govt. Regular	Govt. Contract	SMC	NCHD	ESRA / US Aid	UNICEF	Other Donor	Volunteer	Local Bodi (Reg/Con)	Not Provided	
Male	Primary	2,886	322		233			2	11	1		3,455
	Middle	130	12									142
	Elementary	154	41		4				1			200
	Secondary	798	64									862
	Higher Secondary	268	12		1							281
	Total	4,236	451	-	238	-	-	2	12	1	-	4,940
Female	Primary	699	77		107				1			884
	Middle	56	1							1		58
	Elementary	99	17		1							117
	Secondary	351	47	2	4							404
	Higher Secondary	90	3									93
	Total	1,295	145	2	112	-	-	-	1	1	-	1,556
Total	Primary	3,585	399	-	340	-	-	2	12	1	-	4,339
	Middle	186	13	-	-	-	-	-	-	1	-	200
	Elementary	253	58	-	5	-	-	-	1	-	-	317
	Secondary	1,149	111	2	4	-	-	-	-	-	-	1,266
	Higher Secondary	358	15	-	1	-	-	-	-	-	-	374
Grand Total		5,531	596	2	350	-	-	2	13	2	-	6,496



**Teachers : Gender and Professional Training wise**
**7**

District : Shaheed Benazir		Teaching Staff by Professional Training wise							Grand
Teacher Gender	School Level	PTC	C.T	B. Ed	M. Ed	Other	Untrained	Not Provided	Total
Male	Primary	1,519	147	1,248	241	162	138		3,455
	Middle	4	6	35	20	56	21		142
	Elementary	55	13	57	34	25	16		200
	Secondary	72	15	272	322	156	25		862
	Higher Secondary	6	7	85	121	54	8		281
	Total		1,656	188	1,697	738	453	208	-
Female	Primary	350	53	296	65	53	67		884
	Middle	4	4	11	14	17	8		58
	Elementary	37	5	49	14	8	4		117
	Secondary	43	8	132	139	60	22		404
	Higher Secondary	8	6	19	48	4	8		93
	Total		442	76	507	280	142	109	-
Total	Primary	1,869	200	1,544	306	215	205	-	4,339
	Middle	8	10	46	34	73	29	-	200
	Elementary	92	18	106	48	33	20	-	317
	Secondary	115	23	404	461	216	47	-	1,266
	Higher Secondary	14	13	104	169	58	16	-	374
Grand Total		2,098	264	2,204	1,018	595	317	-	6,496

**Schools Building Facilities : Gender and Level wise**
**8**

District : Shaheed Benazirabad		Schools by Building						Total Schools	Total Number of Classrooms
		Other Ownership	Govt. Ownership			Rental	Shelterless (No Build / No Info)		
			Satisfactory	Repairable	Dangerous				
School Gender	School Level								
Boys	Primary	2	214	149	58	5	91	519	817
	Middle	-	6	6	1	-	1	14	48
	Elementary	-	4	4	-	-	-	8	26
	Secondary	-	8	7	1	-	-	16	178
	Higher Secondary	-	1	-	-	-	-	1	18
	Total	2	233	166	60	5	92	558	1,087
Girls	Primary	11	104	148	55	1	59	378	686
	Middle	-	6	10	-	-	3	19	62
	Elementary	-	3	5	-	-	1	9	49
	Secondary	-	9	13	2	-	-	24	210
	Higher Secondary	-	-	2	-	-	-	2	63
	Total	11	122	178	57	1	63	432	1,070
Mixed	Primary	14	595	484	198	15	201	1,507	2,560
	Middle	1	13	13	2	-	-	29	104
	Elementary	-	23	19	4	-	-	46	199
	Secondary	-	12	30	3	-	-	45	311
	Higher Secondary	-	4	5	-	-	-	9	125
	Total	15	647	551	207	15	201	1,636	3,299
Total	Primary	27	913	781	311	21	351	2,404	4,063
	Middle	1	25	29	3	-	4	62	214
	Elementary	-	30	28	4	-	1	63	274
	Secondary	-	29	50	6	-	-	85	699
	Higher Secondary	-	5	7	-	-	-	12	206
	Grand Total	28	1,002	895	324	21	356	2,626	5,456

Note : Closed Schools Included

Source: SEMIS Census 2014 - 2015

**Schools with Basic Facilities : Gender and Level wise**
**9**

District : Shaheed Benazirabad			Schools having Basic Facilities					Schools having	
School Gender	School Level	Schools	Electricity	Toilets	Drinking Water	Boundary Wall	Play Ground	Library	Lab / Sci. Lab
Boys	Primary	519	291	301	352	330	33	-	-
	Middle	14	9	11	12	12	1	-	-
	Elementary	8	8	8	7	8	2	-	-
	Secondary	16	15	16	15	15	4	6	10
	Higher Secondary	1	1	1	1	1	1	1	1
	Total	558	324	337	387	366	41	7	11
Girls	Primary	378	199	177	189	269	21	-	-
	Middle	19	9	14	13	16	6	-	-
	Elementary	9	8	8	8	8	2	1	-
	Secondary	24	24	24	22	22	9	5	10
	Higher Secondary	2	2	2	2	2	2	2	2
	Total	432	242	225	234	317	40	8	12
Mixed	Primary	1,507	1,006	903	1,121	989	125	-	-
	Middle	29	19	22	20	22	3	1	-
	Elementary	46	38	42	43	43	8	-	-
	Secondary	45	43	45	43	42	12	7	19
	Higher Secondary	9	9	9	9	9	1	6	9
	Total	1,636	1,115	1,021	1,236	1,105	149	14	28
Total	Primary	2,404	1,496	1,381	1,662	1,588	179	-	-
	Middle	62	37	47	45	50	10	1	-
	Elementary	63	54	58	58	59	12	1	-
	Secondary	85	82	85	80	79	25	18	39
	Higher Secondary	12	12	12	12	12	4	9	12
Grand Total		2,626	1,681	1,583	1,857	1,788	230	29	51
Without Facilities / No Info			945	1,043	769	838	2,396	2,597	2,575

Note : Closed Schools Included

Source: SEMIS Census 2014 - 2015

Sindh Education Management Information System (SEMIS)

**Schools with Advance Facilities : Gender and Level wise**
**10**

District : Shaheed Benazirabad			Schools having / Received Facilities of			
School Gender	School Level	Schools	Functional SMC	Free Text Books	Construction Works	Campus Schools
Boys	Primary	519	377	397	45	1
	Middle	14	8	10	2	-
	Elementary	8	7	8	-	-
	Secondary	16	16	16	6	5
	Higher Secondary	1	1	1	1	-
	Total	558	409	432	54	6
Girls	Primary	378	233	248	34	-
	Middle	19	9	9	1	-
	Elementary	9	8	5	3	-
	Secondary	24	24	23	11	8
	Higher Secondary	2	2	2	1	1
	Total	432	276	287	50	9
Mixed	Primary	1,507	1,287	1,364	178	6
	Middle	29	22	21	3	1
	Elementary	46	43	41	9	1
	Secondary	45	44	43	12	16
	Higher Secondary	9	9	9	2	4
	Total	1,636	1,405	1,478	204	28
Total	Primary	2,404	1,897	2,009	257	7
	Middle	62	39	40	6	1
	Elementary	63	58	54	12	1
	Secondary	85	84	82	29	29
	Higher Secondary	12	12	12	4	5
	Grand Total	2,626	2,090	2,197	308	43

Without Facilities / No Info	536	429	2,318	2,583
------------------------------	-----	-----	-------	-------

SMC = School Management Committee

Note : Closed Schools Included

Source: SEMIS Census 2014 - 2015

Sindh Education Management Information System (SEMIS)

## District : Shaheed Benazirabad

School Gender	School Level	Student Chairs	Student Desks	Black Boards	Teachers Tables	Teachers Chairs	Fans	Computers
Boys	Primary	127	6,699	868	764	1,593	1,424	21
	Middle	79	364	51	45	124	70	1
	Elementary	35	277	26	36	58	50	1
	Secondary	335	3,761	253	275	674	708	100
	Higher Secondary	150	250	50	26	31	126	35
	Total		726	11,351	1,248	1,146	2,480	2,378
Girls	Primary	282	4,690	676	573	1,198	845	19
	Middle	363	409	59	37	73	104	4
	Elementary	30	352	57	80	99	123	6
	Secondary	528	3,782	272	330	879	1,096	80
	Higher Secondary	607	1,509	101	96	300	341	49
	Total		1,810	10,742	1,165	1,116	2,549	2,509
Mixed	Primary	998	23,265	2,901	2,732	5,932	4,955	59
	Middle	22	935	92	83	285	271	1
	Elementary	81	1,738	248	210	399	480	9
	Secondary	320	5,186	414	497	1,324	1,255	42
	Higher Secondary	220	2,977	172	165	632	523	86
	Total		1,641	34,101	3,827	3,687	8,572	7,484
Total	Primary	1,407	34,654	4,445	4,069	8,723	7,224	99
	Middle	464	1,708	202	165	482	445	6
	Elementary	146	2,367	331	326	556	653	16
	Secondary	1,183	12,729	939	1,102	2,877	3,059	222
	Higher Secondary	977	4,736	323	287	963	990	170
Grand Total		4,177	56,194	6,240	5,949	13,601	12,371	513

District : Shaheed Benazi	No. of Schools				Enrolment			Teachers			School Status	
	Taluka Name	Boys	Girls	Mixed	Total	Boys	Girls	Total	Male	Female	Total	Functional
Kazi Ahmed	195	129	361	685	31,304	16,866	48,170	1,116	223	1,339	589	96
Nawab Shah	70	60	250	380	24,454	19,609	44,063	1,096	632	1,728	322	58
Sakrand	100	139	410	649	34,139	19,973	54,112	1,366	418	1,784	573	76
Daur	193	104	615	912	43,797	21,419	65,216	1,362	283	1,645	771	141
<b>District Total</b>	<b>558</b>	<b>432</b>	<b>1,636</b>	<b>2,626</b>	<b>133,694</b>	<b>77,867</b>	<b>211,561</b>	<b>4,940</b>	<b>1,556</b>	<b>6,496</b>	<b>2,255</b>	<b>371</b>

Source: SEMIS Census 2014 - 2015

Sindh Education Management Information System (SEMIS)