

SINDH Education Management Information System (SEMIS)

District Education Profile

MIRPUR KHAS

2014 - 15



REFORM SUPPORT UNIT

Education and Literacy Department

Government of Sindh, Karachi

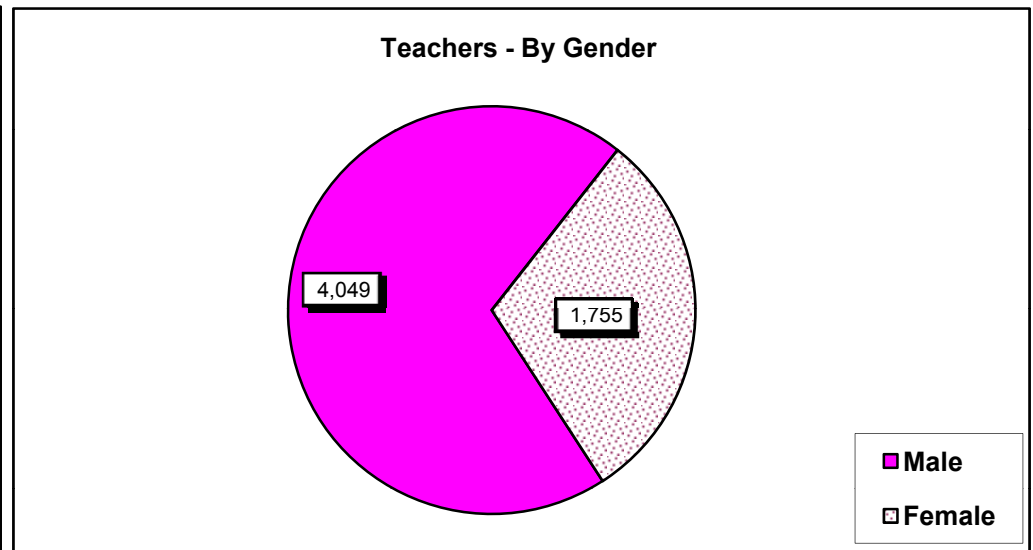
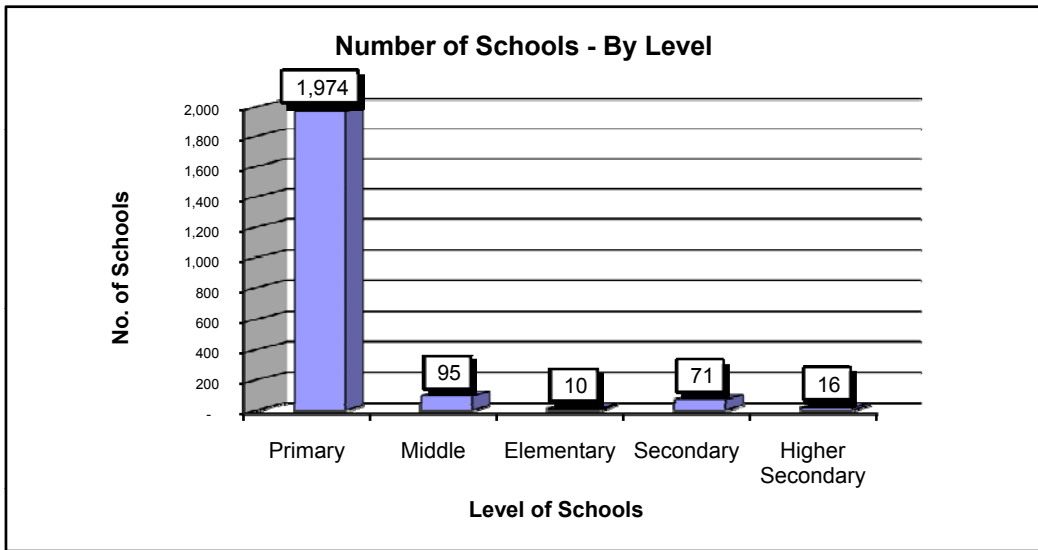
TABLE OF CONTENTS

District Mirpur Khas

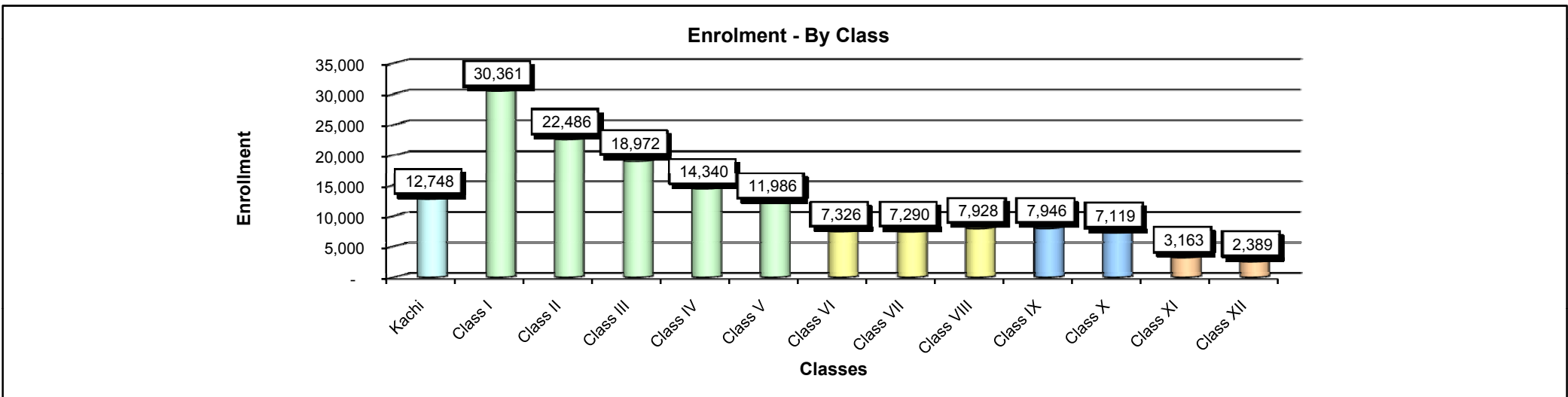
TOPICS		Page No
Graph	- Basic Education Summary	1
Summary	- Schools, Enrolment and Teachers by Gender and level wise.	2
Schools	- Gender, Level and Status wise.	3
	- Medium and Shift wise.	4
Enrolment	- Gender, Level and Classes stage wise.	5
Teachers	- Gender, Level and Type of Post wise	6
	- Gender, Level and Professional Training wise.	7
Buildings	- School Buildings Status Gender and Level wise.	8
Facilities	- Schools having Basic Facilities.	9
	- Schools having Advance Facilities.	10
	- Classroom Facilities Gender and level wise.	11
Taluka Summary	- Number of Schools, Enrolment , Teachers and School status	12

Total Schools : 2,166

Total Teachers : 5,804



Total Enrollment : 154,054



Basic Ratio ---- Students per Teachers : 27

Students per School : 71

Students per Classroom : 36

Teachers per School : 3

District : Mirpur Khas		No. of Schools	Enrolment			Teachers			Student per Teacher Ratio
School Gender	School Level	Total	Boys	Girls	Total	Male	Female	Total	
Boys	Primary	374	20,237	1,377	21,614	713	5	718	30
	Middle	16	801	91	892	58		58	15
	Elementary	1	283	13	296	3		3	99
	Secondary	18	8,658	27	8,685	421	3	424	20
	Higher Secondary	6	6,089	164	6,253	218		218	29
	Total		415	36,068	1,672	37,740	1,413	8	1,421
Girls	Primary	284	327	12,456	12,783	3	576	579	22
	Middle	37	29	1,074	1,103	2	84	86	13
	Elementary	-	-	-	-	-	-	-	-
	Secondary	20	54	7,002	7,056	13	336	349	20
	Higher Secondary	4	86	5,490	5,576	7	207	214	26
	Total		345	496	26,022	26,518	25	1,203	1,228
Mixed	Primary	1,316	47,869	20,067	67,936	1,963	361	2,324	29
	Middle	42	1,995	630	2,625	118	6	124	21
	Elementary	9	1,651	321	1,972	49	2	51	39
	Secondary	33	7,744	3,143	10,887	376	135	511	21
	Higher Secondary	6	4,315	2,061	6,376	105	40	145	44
	Total		1,406	63,574	26,222	89,796	2,611	544	3,155
Total	Primary	1,974	68,433	33,900	102,333	2,679	942	3,621	28
	Middle	95	2,825	1,795	4,620	178	90	268	17
	Elementary	10	1,934	334	2,268	52	2	54	42
	Secondary	71	16,456	10,172	26,628	810	474	1,284	21
	Higher Secondary	16	10,490	7,715	18,205	330	247	577	32
Grand Total		2,166	100,138	53,916	154,054	4,049	1,755	5,804	27

Schools : Gender, Level, Location and Status wise
3

District : Mirpur Khas		Urban Area			Rural Area			Total Schools		
School Gender	School Level	Functional	Closed	Total	Functional	Closed	Total	Functional	Closed	Total
Boys	Primary	19	4	23	278	73	351	297	77	374
	Middle	3		3	9	4	13	12	4	16
	Elementary			-	1		1	1	-	1
	Secondary	7		7	11		11	18	-	18
	Higher Secondary	3		3	3		3	6	-	6
	Total		32	4	36	302	77	379	334	81
Girls	Primary	18	1	19	205	60	265	223	61	284
	Middle	1		1	21	15	36	22	15	37
	Elementary			-			-	-	-	-
	Secondary	6		6	14		14	20	-	20
	Higher Secondary	3		3	1		1	4	-	4
	Total		28	1	29	241	75	316	269	76
Mixed	Primary	58	1	59	1,112	145	1,257	1,170	146	1,316
	Middle	3	1	4	29	9	38	32	10	42
	Elementary		1	1	8		8	8	1	9
	Secondary	5		5	28		28	33	-	33
	Higher Secondary			-	6		6	6	-	6
	Total		66	3	69	1,183	154	1,337	1,249	157
Total	Primary	95	6	101	1,595	278	1,873	1,690	284	1,974
	Middle	7	1	8	59	28	87	66	29	95
	Elementary	-	1	1	9	-	9	9	1	10
	Secondary	18	-	18	53	-	53	71	-	71
	Higher Secondary	6	-	6	10	-	10	16	-	16
Grand Total		126	8	134	1,726	306	2,032	1,852	314	2,166

Note : Closed = Both Temporary (171) and Permanent (143) Closed Schools included

Schools : Medium and Shift wise
4

District : Mirpur Khas		Schools by Medium					Schools by Shift				Number of Branch Schools
School Gender	School Level	Urdu	Sindhi	English	Mixed	Total	Morning	Afternoon	Both	Total	
Boys	Primary	36	314		24	374	372	2	-	374	1
	Middle	3	9		4	16	16	-	-	16	1
	Elementary				1	1	1	-	-	1	-
	Secondary	2	3		13	18	18	-	-	18	-
	Higher Secondary		2		4	6	6	-	-	6	-
	Total		41	328	-	46	415	413	2	-	415
Girls	Primary	68	202		14	284	276	7	1	284	2
	Middle	12	22		3	37	36	1	-	37	-
	Elementary					-				-	-
	Secondary	5	5		10	20	17	-	3	20	-
	Higher Secondary				4	4	4	-	-	4	-
	Total		85	229	-	31	345	333	8	4	345
Mixed	Primary	61	1,148		107	1,316	1,305	8	3	1,316	8
	Middle	1	32	1	8	42	42	-	-	42	2
	Elementary		7		2	9	9	-	-	9	-
	Secondary	2	20		11	33	32	-	1	33	-
	Higher Secondary		1		5	6	6	-	-	6	-
	Total		64	1,208	1	133	1,406	1,394	8	4	1,406
Total	Primary	165	1,664	-	145	1,974	1,953	17	4	1,974	11
	Middle	16	63	1	15	95	94	1	-	95	3
	Elementary	-	7	-	3	10	10	-	-	10	-
	Secondary	9	28	-	34	71	67	-	4	71	-
	Higher Secondary	-	3	-	13	16	16	-	-	16	-
Grand Total		190	1,765	1	210	2,166	2,140	18	8	2,166	14

Enrolment : Gender, Level and Class Stage wise
5

District : Mirpur Khas	Boys Enrolment Class Stages wise						Girls Enrolment Class Stages wise						Grand Total	
	School Level	Kachi	I to V	VI to VIII	IX to X	XI to XII	Total	Kachi	I to V	VI to VIII	IX to X	XI to XII		Total
Primary	7,125	61,308					68,433	5,022	28,878				33,900	102,333
Middle	10	905	1,910				2,825	68	534	1,193			1,795	4,620
Elementary	55	1,448	431				1,934	4	248	82			334	2,268
Secondary	114	2,249	8,102	5,991			16,456	282	1,948	4,573	3,369		10,172	26,628
Higher Secondary	24	160	3,693	3,290	3,323		10,490	44	467	2,560	2,415	2,229	7,715	18,205
Grand Total	7,328	66,070	14,136	9,281	3,323		100,138	5,420	32,075	8,408	5,784	2,229	53,916	154,054

Source: SEMIS Census 2014 - 2015

Sindh Education Management Information System (SEMIS)

Teachers : Level and Type of Post wise
6

District : Mirpur Khas		Teaching Staff by Type of Post										Grand Total
Teacher Gender	School Level	Govt. Regular	Govt. Contract	SMC	NCHD	ESRA / US Aid	UNICEF	Other Donor	Volunteer	Local Bodi (Reg/Con)	Not Provided	
Male	Primary	2,635	3		25	1			15			2,679
	Middle	171	7									178
	Elementary	50	2									52
	Secondary	792	18									810
	Higher Secondary	325	5									330
	Total		3,973	35	-	25	1	-	-	15	-	-
Female	Primary	907	5				3		27			942
	Middle	85	5									90
	Elementary	1	1									2
	Secondary	457	10	5						2		474
	Higher Secondary	243	4									247
	Total		1,693	25	5	-	-	3	-	27	2	-
Total	Primary	3,542	8	-	25	1	3	-	42	-	-	3,621
	Middle	256	12	-	-	-	-	-	-	-	-	268
	Elementary	51	3	-	-	-	-	-	-	-	-	54
	Secondary	1,249	28	5	-	-	-	-	-	2	-	1,284
	Higher Secondary	568	9	-	-	-	-	-	-	-	-	577
Grand Total		5,666	60	5	25	1	3	-	42	2	-	5,804

Teachers : Gender and Professional Training wise
7

District : Mirpur Khas		Teaching Staff by Professional Training wise							Grand
Teacher Gender	School Level	PTC	C.T	B. Ed	M. Ed	Other	Untrained	Not Provided	Total
Male	Primary	1,579	99	799	135	50	17		2,679
	Middle	15	10	61	29	50	13		178
	Elementary	15	5	21	7	3	1		52
	Secondary	70	34	194	294	170	48		810
	Higher Secondary	1	16	68	176	61	8		330
	Total		1,680	164	1,143	641	334	87	-
Female	Primary	370	43	366	128	29	6		942
	Middle	9	6	40	20	9	6		90
	Elementary			1			1		2
	Secondary	16	15	133	242	49	19		474
	Higher Secondary	16	6	72	137	12	4		247
	Total		411	70	612	527	99	36	-
Total	Primary	1,949	142	1,165	263	79	23	-	3,621
	Middle	24	16	101	49	59	19	-	268
	Elementary	15	5	22	7	3	2	-	54
	Secondary	86	49	327	536	219	67	-	1,284
	Higher Secondary	17	22	140	313	73	12	-	577
Grand Total		2,091	234	1,755	1,168	433	123	-	5,804

Schools Building Facilities : Gender and Level wise
8

District : Mirpur Khas		Schools by Building						Total Schools	Total Number of Classrooms
		Other Ownership	Govt. Ownership			Rental	Shelterless (No Build / No Info)		
			Satisfactory	Repairable	Dangerous				
School Gender	School Level								
Boys	Primary	5	78	142	65	3	81	374	680
	Middle	-	3	8	2	-	3	16	45
	Elementary	-	-	1	-	-	-	1	2
	Secondary	-	4	10	4	-	-	18	159
	Higher Secondary	-	2	3	1	-	-	6	98
	Total	5	87	164	72	3	84	415	984
Girls	Primary	4	60	95	65	1	59	284	496
	Middle	-	9	15	4	-	9	37	83
	Elementary	-	-	-	-	-	-	-	-
	Secondary	-	8	9	3	-	-	20	159
	Higher Secondary	-	1	1	2	-	-	4	87
	Total	4	78	120	74	1	68	345	825
Mixed	Primary	13	374	452	175	4	298	1,316	1,943
	Middle	2	6	17	6	-	11	42	113
	Elementary	-	3	4	1	-	1	9	55
	Secondary	-	10	12	11	-	-	33	243
	Higher Secondary	-	1	3	2	-	-	6	87
	Total	15	394	488	195	4	310	1,406	2,441
Total	Primary	22	512	689	305	8	438	1,974	3,119
	Middle	2	18	40	12	-	23	95	241
	Elementary	-	3	5	1	-	1	10	57
	Secondary	-	22	31	18	-	-	71	561
	Higher Secondary	-	4	7	5	-	-	16	272
Grand Total		24	559	772	341	8	462	2,166	4,250

Note : Closed Schools Included

Source: SEMIS Census 2014 - 2015

Schools with Basic Facilities : Gender and Level wise
9

District : Mirpur Khas			Schools having Basic Facilities					Schools having	
School Gender	School Level	Schools	Electricity	Toilets	Drinking Water	Boundary Wall	Play Ground	Library	Lab / Sci. Lab
Boys	Primary	374	109	180	114	169	68	1	-
	Middle	16	9	10	8	8	4	-	-
	Elementary	1	-	1	1	1	-	-	-
	Secondary	18	17	17	17	16	10	8	12
	Higher Secondary	6	6	6	6	5	5	4	6
	Total	415	141	214	146	199	87	13	18
Girls	Primary	284	70	134	86	169	60	1	-
	Middle	37	9	15	10	21	10	-	-
	Elementary								
	Secondary	20	19	18	18	20	13	4	6
	Higher Secondary	4	4	4	3	4	3	3	2
	Total	345	102	171	117	214	86	8	8
Mixed	Primary	1,316	273	629	400	527	190	-	-
	Middle	42	13	25	16	22	9	-	-
	Elementary	9	5	5	5	7	1	-	-
	Secondary	33	24	32	29	29	15	6	17
	Higher Secondary	6	6	6	6	5	2	1	4
	Total	1,406	321	697	456	590	217	7	21
Total	Primary	1,974	452	943	600	865	318	2	-
	Middle	95	31	50	34	51	23	-	-
	Elementary	10	5	6	6	8	1	-	-
	Secondary	71	60	67	64	65	38	18	35
	Higher Secondary	16	16	16	15	14	10	8	12
Grand Total		2,166	564	1,082	719	1,003	390	28	47
Without Facilities / No Info			1,602	1,084	1,447	1,163	1,776	2,138	2,119

Note : Closed Schools Included

Source: SEMIS Census 2014 - 2015

Sindh Education Management Information System (SEMIS)

Schools with Advance Facilities : Gender and Level wise
10

District : Mirpur Khas			Schools having / Received Facilities of			
School Gender	School Level	Schools	Functional SMC	Free Text Books	Construction Works	Campus Schools
Boys	Primary	374	312	290	19	-
	Middle	16	11	12	-	1
	Elementary	1	1	1	-	-
	Secondary	18	18	18	5	5
	Higher Secondary	6	6	6	1	-
	Total	415	348	327	25	6
Girls	Primary	284	229	198	16	-
	Middle	37	18	23	2	3
	Elementary					
	Secondary	20	20	20	5	5
	Higher Secondary	4	4	4	1	1
	Total	345	271	245	24	9
Mixed	Primary	1,316	1,161	1,152	71	1
	Middle	42	34	34	1	1
	Elementary	9	8	8	2	5
	Secondary	33	33	32	5	12
	Higher Secondary	6	6	6	-	2
	Total	1,406	1,242	1,232	79	21
Total	Primary	1,974	1,702	1,640	106	1
	Middle	95	63	69	3	5
	Elementary	10	9	9	2	5
	Secondary	71	71	70	15	22
	Higher Secondary	16	16	16	2	3
Grand Total		2,166	1,861	1,804	128	36

Without Facilities / No Info	305	362	2,038	2,130
------------------------------	-----	-----	-------	-------

SMC = School Management Committee

Note : Closed Schools Included

Source: SEMIS Census 2014 - 2015

Sindh Education Management Information System (SEMIS)

District : Mirpur Khas

School Gender	School Level	Student Chairs	Student Desks	Black Boards	Teachers Tables	Teachers Chairs	Fans	Computers
Boys	Primary	630	4,637	712	751	1,445	855	18
	Middle	-	357	31	60	127	60	5
	Elementary	-	43	1	3	10	4	-
	Secondary	1,127	1,802	225	299	911	641	68
	Higher Secondary	746	1,714	98	209	594	433	89
	Total	2,503	8,553	1,067	1,322	3,087	1,993	180
Girls	Primary	3,324	3,160	488	465	1,020	514	11
	Middle	178	455	46	63	90	99	3
	Elementary	-	-	-	-	-	-	-
	Secondary	783	2,073	223	228	541	371	42
	Higher Secondary	1,997	894	100	144	326	248	13
	Total	6,282	6,582	857	900	1,977	1,232	69
Mixed	Primary	1,434	14,082	1,975	2,239	4,418	2,004	47
	Middle	300	806	123	153	209	184	2
	Elementary	-	476	49	41	91	92	-
	Secondary	1,036	2,848	299	364	907	733	20
	Higher Secondary	1,400	1,120	92	92	275	291	6
	Total	4,170	19,332	2,538	2,889	5,900	3,304	75
Total	Primary	5,388	21,879	3,175	3,455	6,883	3,373	76
	Middle	478	1,618	200	276	426	343	10
	Elementary	-	519	50	44	101	96	-
	Secondary	2,946	6,723	747	891	2,359	1,745	130
	Higher Secondary	4,143	3,728	290	445	1,195	972	108
Grand Total		12,955	34,467	4,462	5,111	10,964	6,529	324

District : Mirpur Khas	No. of Schools				Enrolment			Teachers			School Status	
Taluka Name	Boys	Girls	Mixed	Total	Boys	Girls	Total	Male	Female	Total	Functional	Closed
Digri	73	67	231	371	14,880	8,434	23,314	731	375	1,106	346	25
Kot Ghulam Mohd	103	70	256	429	19,483	9,069	28,552	755	186	941	389	40
Mirpur Khas	90	68	211	369	26,705	20,471	47,176	1,371	868	2,239	335	34
Jhuddo	37	48	213	298	13,578	6,143	19,721	414	153	567	244	54
Sindhri	89	62	317	468	16,309	5,624	21,933	488	78	566	339	129
Hussain Bux Mari	23	30	178	231	9,183	4,175	13,358	290	95	385	199	32
District Total	415	345	1,406	2,166	100,138	53,916	154,054	4,049	1,755	5,804	1,852	314