

SINDH Education Management Information System (SEMIS)

District Education Profile

LARKANA

2014 - 15



REFORM SUPPORT UNIT

Education and Literacy Department

Government of Sindh, Karachi

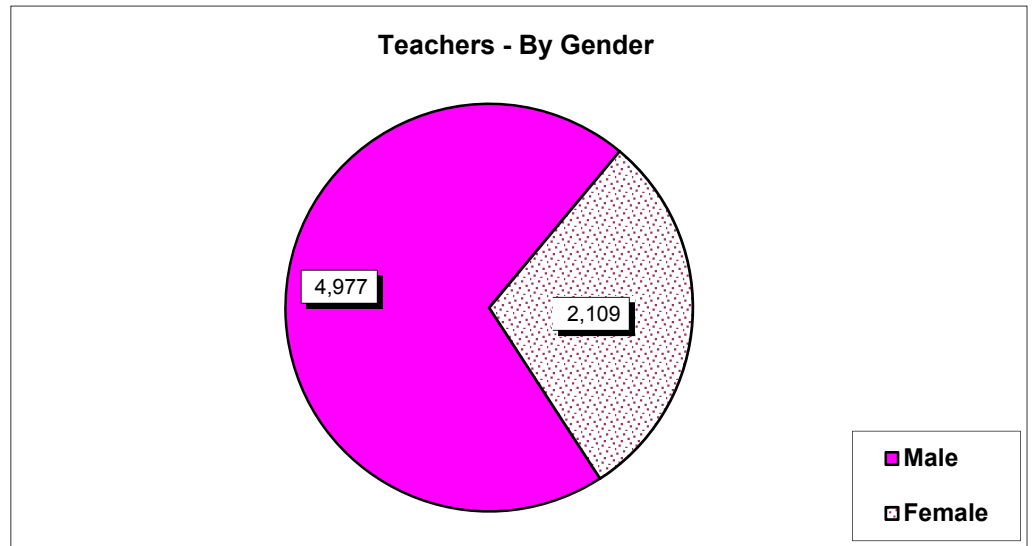
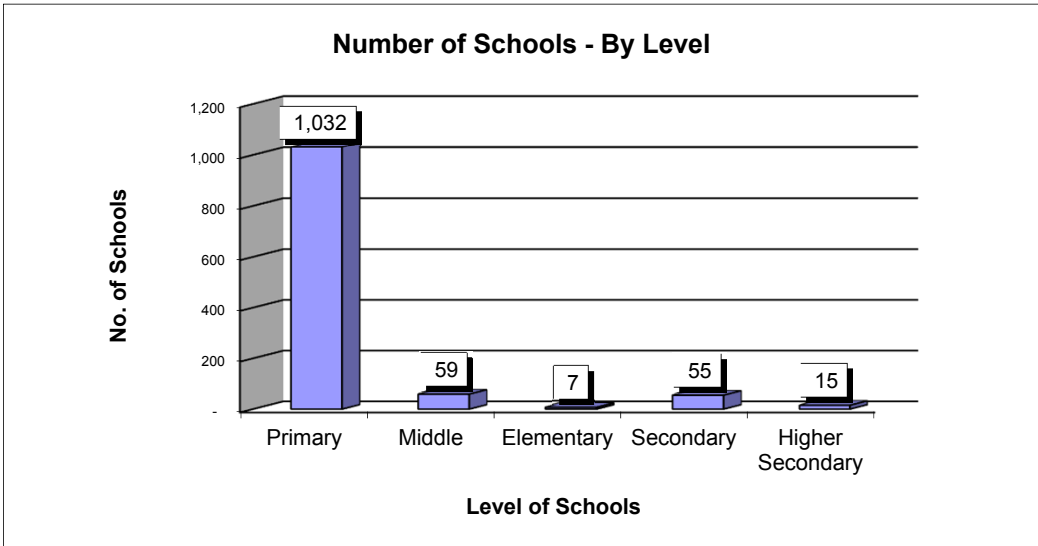
TABLE OF CONTENTS

District Larkana

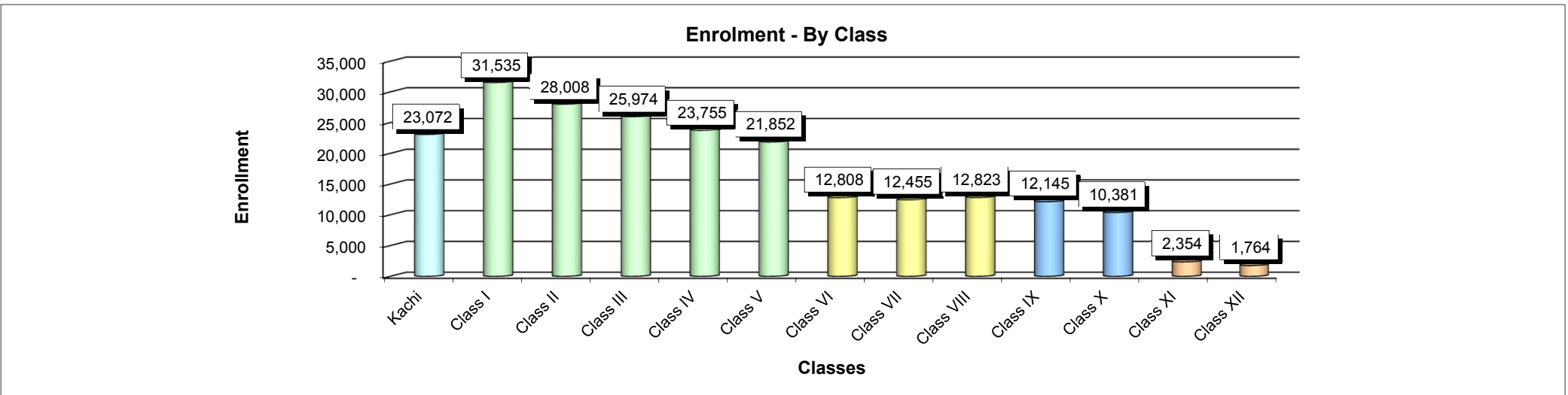
TOPICS		Page No
Graph	- Basic Education Summary	1
Summary	- Schools, Enrolment and Teachers by Gender and level wise.	2
Schools	- Gender, Level and Status wise.	3
	- Medium and Shift wise.	4
Enrolment	- Gender, Level and Classes stage wise.	5
Teachers	- Gender, Level and Type of Post wise	6
	- Gender, Level and Professional Training wise.	7
Buildings	- School Buildings Status Gender and Level wise.	8
Facilities	- Schools having Basic Facilities.	9
	- Schools having Advance Facilities.	10
	- Classroom Facilities Gender and level wise.	11
Taluka Summary	- Number of Schools, Enrolment , Teachers and School status	12

Total Schools : 1,168

Total Teachers : 7,086



Total Enrollment : 218,926



Basic Ratio ---- Students per Teachers : 31 Students per School : 187 Students per Classroom : 50 Teachers per School : 6

District : Larkana		No. of Schools	Enrolment			Teachers			Student per Teacher Ratio
School Gender	School Level	Total	Boys	Girls	Total	Male	Female	Total	
Boys	Primary	88	8,579	1,795	10,374	314	1	315	33
	Middle	13	851	46	897	42	2	44	20
	Elementary	2	414	72	486	13		13	37
	Secondary	13	13,470	463	13,933	418	4	422	33
	Higher Secondary	4	9,623	-	9,623	334		334	29
	Total		120	32,937	2,376	35,313	1,121	7	1,128
Girls	Primary	142	248	13,871	14,119	16	504	520	27
	Middle	18	-	1,716	1,716	1	95	96	18
	Elementary	2	-	126	126		5	5	25
	Secondary	16	1,051	10,216	11,267	63	322	385	29
	Higher Secondary	6	93	9,642	9,735	6	220	226	43
	Total		184	1,392	35,571	36,963	86	1,146	1,232
Mixed	Primary	802	70,074	43,716	113,790	2,969	790	3,759	30
	Middle	28	3,440	1,915	5,355	174	7	181	30
	Elementary	3	700	476	1,176	26	19	45	26
	Secondary	26	15,412	5,162	20,574	440	133	573	36
	Higher Secondary	5	4,969	786	5,755	161	7	168	34
	Total		864	94,595	52,055	146,650	3,770	956	4,726
Total	Primary	1,032	78,901	59,382	138,283	3,299	1,295	4,594	30
	Middle	59	4,291	3,677	7,968	217	104	321	25
	Elementary	7	1,114	674	1,788	39	24	63	28
	Secondary	55	29,933	15,841	45,774	921	459	1,380	33
	Higher Secondary	15	14,685	10,428	25,113	501	227	728	34
Grand Total		1,168	128,924	90,002	218,926	4,977	2,109	7,086	31

Schools : Gender, Level, Location and Status wise
3

District : Larkana		Urban Area			Rural Area			Total Schools		
School Gender	School Level	Functional	Closed	Total	Functional	Closed	Total	Functional	Closed	Total
Boys	Primary	5	-	5	79	4	83	84	4	88
	Middle	-	-	-	10	3	13	10	3	13
	Elementary	1	-	1	1	-	1	2	-	2
	Secondary	6	-	6	7	-	7	13	-	13
	Higher Secondary	3	-	3	1	-	1	4	-	4
	Total		15	-	15	98	7	105	113	7
Girls	Primary	11	-	11	126	5	131	137	5	142
	Middle	5	-	5	12	1	13	17	1	18
	Elementary	1	-	1	1	-	1	2	-	2
	Secondary	8	-	8	8	-	8	16	-	16
	Higher Secondary	3	-	3	3	-	3	6	-	6
	Total		28	-	28	150	6	156	178	6
Mixed	Primary	70	-	70	722	10	732	792	10	802
	Middle	3	-	3	24	1	25	27	1	28
	Elementary	1	-	1	2	-	2	3	-	3
	Secondary	5	-	5	21	-	21	26	-	26
	Higher Secondary	2	-	2	3	-	3	5	-	5
	Total		81	-	81	772	11	783	853	11
Total	Primary	86	-	86	927	19	946	1,013	19	1,032
	Middle	8	-	8	46	5	51	54	5	59
	Elementary	3	-	3	4	-	4	7	-	7
	Secondary	19	-	19	36	-	36	55	-	55
	Higher Secondary	8	-	8	7	-	7	15	-	15
Grand Total		124	-	124	1,020	24	1,044	1,144	24	1,168

Note : Closed = Both Temporary (20) and Permanent (4) Closed Schools included

Schools : Medium and Shift wise
4

District : Larkana		Schools by Medium					Schools by Shift				Number of Branch Schools
School Gender	School Level	Urdu	Sindhi	English	Mixed	Total	Morning	Afternoon	Both	Total	
Boys	Primary		86	2		88	87	1	-	88	-
	Middle		13			13	13	-	-	13	-
	Elementary		2			2	2	-	-	2	-
	Secondary	1	12			13	12	-	1	13	-
	Higher Secondary		3		1	4	4	-	-	4	-
	Total		1	116	2	1	120	118	1	1	120
Girls	Primary	1	141			142	141	1	-	142	-
	Middle		18			18	15	3	-	18	1
	Elementary		2			2	2	-	-	2	-
	Secondary		15	1		16	13	3	-	16	-
	Higher Secondary		6			6	6	-	-	6	-
	Total		1	182	1	-	184	177	7	-	184
Mixed	Primary	2	798	1	1	802	789	11	2	802	-
	Middle		28			28	26	1	1	28	1
	Elementary		3			3	3	-	-	3	-
	Secondary		25		1	26	26	-	-	26	-
	Higher Secondary		5			5	5	-	-	5	-
	Total		2	859	1	2	864	849	12	3	864
Total	Primary	3	1,025	3	1	1,032	1,017	13	2	1,032	-
	Middle	-	59	-	-	59	54	4	1	59	2
	Elementary	-	7	-	-	7	7	-	-	7	-
	Secondary	1	52	1	1	55	51	3	1	55	-
	Higher Secondary	-	14	-	1	15	15	-	-	15	-
Grand Total		4	1,157	4	3	1,168	1,144	20	4	1,168	2

Enrolment : Gender, Level and Class Stage wise
5

District : Larkana	Boys Enrolment Class Stages wise						Girls Enrolment Class Stages wise						Grand Total	
	School Level	Kachi	I to V	VI to VIII	IX to X	XI to XII	Total	Kachi	I to V	VI to VIII	IX to X	XI to XII		Total
Primary	11,479	67,332	60	30			78,901	9,418	49,924	38	2		59,382	138,283
Middle	228	1,696	2,367				4,291	129	844	2,704			3,677	7,968
Elementary	83	937	94				1,114	26	513	135			674	1,788
Secondary	988	5,805	13,702	8,704	734		29,933	574	3,376	6,790	4,790	311	15,841	45,774
Higher Secondary	90	393	7,430	5,446	1,326		14,685	57	304	4,766	3,554	1,747	10,428	25,113
Grand Total	12,868	76,163	23,653	14,180	2,060		128,924	10,204	54,961	14,433	8,346	2,058	90,002	218,926

Source: SEMIS Census 2014 - 2015

Sindh Education Management Information System (SEMIS)

Teachers : Level and Type of Post wise
6

District : Larkana		Teaching Staff by Type of Post										Grand Total
Teacher Gender	School Level	Govt. Regular	Govt. Contract	SMC	NCHD	ESRA / US Aid	UNICEF	Other Donor	Volunteer	Local Bodi (Reg/Con)	Not Provided	
Male	Primary	3,191	98		9				1			3,299
	Middle	205	12									217
	Elementary	35	4									39
	Secondary	874	46							1		921
	Higher Secondary	474	26							1		501
	Total	4,779	186	-	9	-	-	-	-	1	2	-
Female	Primary	1,244	38	2	6					1	4	1,295
	Middle	101	3									104
	Elementary	24										24
	Secondary	427	32									459
	Higher Secondary	216	11									227
	Total	2,012	84	2	6	-	-	-	-	-	1	-
Total	Primary	4,435	136	2	15	-	-	-	1	1	4	4,594
	Middle	306	15	-	-	-	-	-	-	-	-	321
	Elementary	59	4	-	-	-	-	-	-	-	-	63
	Secondary	1,301	78	-	-	-	-	-	-	1	-	1,380
	Higher Secondary	690	37	-	-	-	-	-	-	1	-	728
Grand Total		6,791	270	2	15	-	-	-	1	3	4	7,086

Teachers : Gender and Professional Training wise
7

District : Larkana		Teaching Staff by Professional Training wise							Grand
Teacher Gender	School Level	PTC	C.T	B. Ed	M. Ed	Other	Untrained	Not Provided	Total
Male	Primary	1,177	108	1,419	265	162	168		3,299
	Middle	38	8	95	44	29	3		217
	Elementary	11		22	4	2			39
	Secondary	76	35	271	419	97	23		921
	Higher Secondary	10	4	131	276	62	18		501
	Total		1,312	155	1,938	1,008	352	212	-
Female	Primary	344	58	588	127	80	98		1,295
	Middle	1	15	43	26	17	2		104
	Elementary	7	1	12	4				24
	Secondary	51	13	151	190	38	16		459
	Higher Secondary	7	12	64	134	9	1		227
	Total		410	99	858	481	144	117	-
Total	Primary	1,521	166	2,007	392	242	266	-	4,594
	Middle	39	23	138	70	46	5	-	321
	Elementary	18	1	34	8	2	-	-	63
	Secondary	127	48	422	609	135	39	-	1,380
	Higher Secondary	17	16	195	410	71	19	-	728
Grand Total		1,722	254	2,796	1,489	496	329	-	7,086

Schools Building Facilities : Gender and Level wise
8

District : Larkana		Schools by Building						Total Schools	Total Number of Classrooms
		Other Ownership	Govt. Ownership			Rental	Shelterless (No Build / No Info)		
			Satisfactory	Repairable	Dangerous				
School Gender	School Level								
Boys	Primary	-	47	33	5	-	3	88	252
	Middle	-	7	3	1	-	2	13	31
	Elementary	-	1	1	-	-	-	2	10
	Secondary	-	4	9	-	-	-	13	190
	Higher Secondary	-	2	2	-	-	-	4	124
	Total	-	61	48	6	-	5	120	607
Girls	Primary	-	79	46	11	-	6	142	360
	Middle	-	7	9	2	-	-	18	66
	Elementary	-	1	1	-	-	-	2	6
	Secondary	-	7	9	-	-	-	16	162
	Higher Secondary	-	6	-	-	-	-	6	104
	Total	-	100	65	13	-	6	184	698
Mixed	Primary	-	438	250	66	1	47	802	2,521
	Middle	1	14	11	2	-	-	28	137
	Elementary	-	3	-	-	-	-	3	37
	Secondary	-	5	12	9	-	-	26	302
	Higher Secondary	-	3	2	-	-	-	5	80
	Total	1	463	275	77	1	47	864	3,077
Total	Primary	-	564	329	82	1	56	1,032	3,133
	Middle	1	28	23	5	-	2	59	234
	Elementary	-	5	2	-	-	-	7	53
	Secondary	-	16	30	9	-	-	55	654
	Higher Secondary	-	11	4	-	-	-	15	308
Grand Total		1	624	388	96	1	58	1,168	4,382

Note : Closed Schools Included

Source: SEMIS Census 2014 - 2015

Schools with Basic Facilities : Gender and Level wise
9

District : Larkana			Schools having Basic Facilities					Schools having	
School Gender	School Level	Schools	Electricity	Toilets	Drinking Water	Boundary Wall	Play Ground	Library	Lab / Sci. Lab
Boys	Primary	88	48	61	69	76	2	-	-
	Middle	13	3	10	10	11	1	-	-
	Elementary	2	1	2	2	2	-	-	-
	Secondary	13	13	13	13	13	2	5	7
	Higher Secondary	4	4	4	4	4	2	2	4
	Total	120	69	90	98	106	7	7	11
Girls	Primary	142	57	110	118	129	-	1	-
	Middle	18	10	14	16	17	1	-	-
	Elementary	2	2	2	2	2	-	-	-
	Secondary	16	16	16	16	16	7	4	6
	Higher Secondary	6	6	6	6	6	4	1	4
	Total	184	91	148	158	170	12	6	10
Mixed	Primary	802	412	620	628	718	19	-	1
	Middle	28	19	24	24	28	4	-	-
	Elementary	3	3	3	3	3	-	-	-
	Secondary	26	23	26	25	25	4	1	6
	Higher Secondary	5	5	5	5	5	2	1	1
	Total	864	462	678	685	779	29	2	8
Total	Primary	1,032	517	791	815	923	21	1	1
	Middle	59	32	48	50	56	6	-	-
	Elementary	7	6	7	7	7	-	-	-
	Secondary	55	52	55	54	54	13	10	19
	Higher Secondary	15	15	15	15	15	8	4	9
Grand Total		1,168	622	916	941	1,055	48	15	29
Without Facilities / No Info			546	252	227	113	1,120	1,153	1,139

Note : Closed Schools Included

Source: SEMIS Census 2014 - 2015

Sindh Education Management Information System (SEMIS)

Schools with Advance Facilities : Gender and Level wise
10

District : Larkana			Schools having / Received Facilities of			
School Gender	School Level	Schools	Functional SMC	Free Text Books	Construction Works	Campus Schools
Boys	Primary	88	87	84	9	6
	Middle	13	9	10	1	1
	Elementary	2	2	2	-	-
	Secondary	13	13	13	5	5
	Higher Secondary	4	4	4	3	-
	Total	120	115	113	18	12
Girls	Primary	142	128	134	5	8
	Middle	18	15	17	1	1
	Elementary	2	2	2	-	1
	Secondary	16	16	16	5	6
	Higher Secondary	6	6	6	2	1
	Total	184	167	175	13	17
Mixed	Primary	802	781	790	67	51
	Middle	28	25	27	6	6
	Elementary	3	3	3	-	3
	Secondary	26	26	26	10	16
	Higher Secondary	5	5	5	3	2
	Total	864	840	851	86	78
Total	Primary	1,032	996	1,008	81	65
	Middle	59	49	54	8	8
	Elementary	7	7	7	-	4
	Secondary	55	55	55	20	27
	Higher Secondary	15	15	15	8	3
Grand Total		1,168	1,122	1,139	117	107

Without Facilities / No Info		46	29	1,051	1,061
------------------------------	--	----	----	-------	-------

SMC = School Management Committee

Note : Closed Schools Included

Source: SEMIS Census 2014 - 2015

Sindh Education Management Information System (SEMIS)

District : Larkana

School Gender	School Level	Student Chairs	Student Desks	Black Boards	Teachers Tables	Teachers Chairs	Fans	Computers
Boys	Primary	14	1,627	306	237	549	399	1
	Middle	-	345	34	29	76	59	-
	Elementary	30	35	14	32	11	2	1
	Secondary	631	3,027	215	276	776	696	88
	Higher Secondary	616	2,832	148	155	535	599	63
	Total		1,291	7,866	717	729	1,947	1,755
Girls	Primary	43	2,585	359	334	679	522	-
	Middle	21	247	56	24	83	47	-
	Elementary	-	77	8	9	11	8	-
	Secondary	1,365	2,942	177	284	796	653	34
	Higher Secondary	1,466	1,716	130	197	1,033	563	66
	Total		2,895	7,567	730	848	2,602	1,793
Mixed	Primary	365	18,683	2,583	2,486	5,436	4,387	5
	Middle	115	803	111	122	247	218	1
	Elementary	60	209	46	30	65	71	-
	Secondary	876	3,680	297	387	1,177	933	225
	Higher Secondary	490	1,382	96	116	338	394	21
	Total		1,906	24,757	3,133	3,141	7,263	6,003
Total	Primary	422	22,895	3,248	3,057	6,664	5,308	6
	Middle	136	1,395	201	175	406	324	1
	Elementary	90	321	68	71	87	81	1
	Secondary	2,872	9,649	689	947	2,749	2,282	347
	Higher Secondary	2,572	5,930	374	468	1,906	1,556	150
Grand Total		6,092	40,190	4,580	4,718	11,812	9,551	505

District : Larkana		No. of Schools				Enrolment			Teachers			School Status	
Taluka Name		Boys	Girls	Mixed	Total	Boys	Girls	Total	Male	Female	Total	Functional	Closed
Dokri		28	35	136	199	20,281	15,276	35,557	831	254	1,085	196	3
Larkana		32	61	275	368	51,886	39,063	90,949	2,042	1,202	3,244	360	8
Rato Dero		20	29	284	333	36,055	22,272	58,327	1,302	435	1,737	330	3
Bakrani		40	59	169	268	20,702	13,391	34,093	802	218	1,020	258	10
District Total		120	184	864	1,168	128,924	90,002	218,926	4,977	2,109	7,086	1,144	24

Source: SEMIS Census 2014 - 2015

Sindh Education Management Information System (SEMIS)