

SINDH Education Management Information System (SEMIS)



District Education Profile
Kambar Shahdadkot
2014 - 15



REFORM SUPPORT UNIT

Education and Literacy Department

Government of Sindh, Karachi

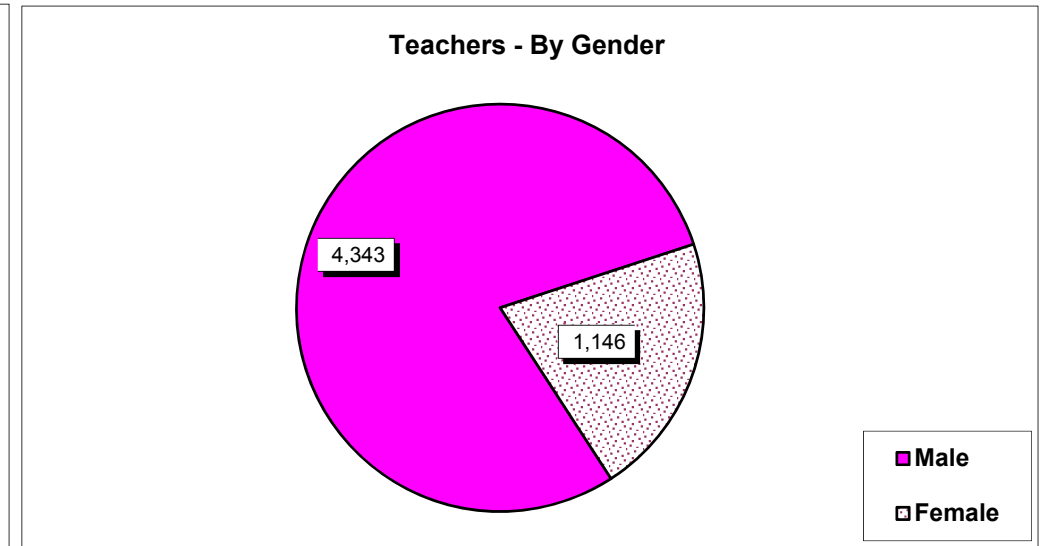
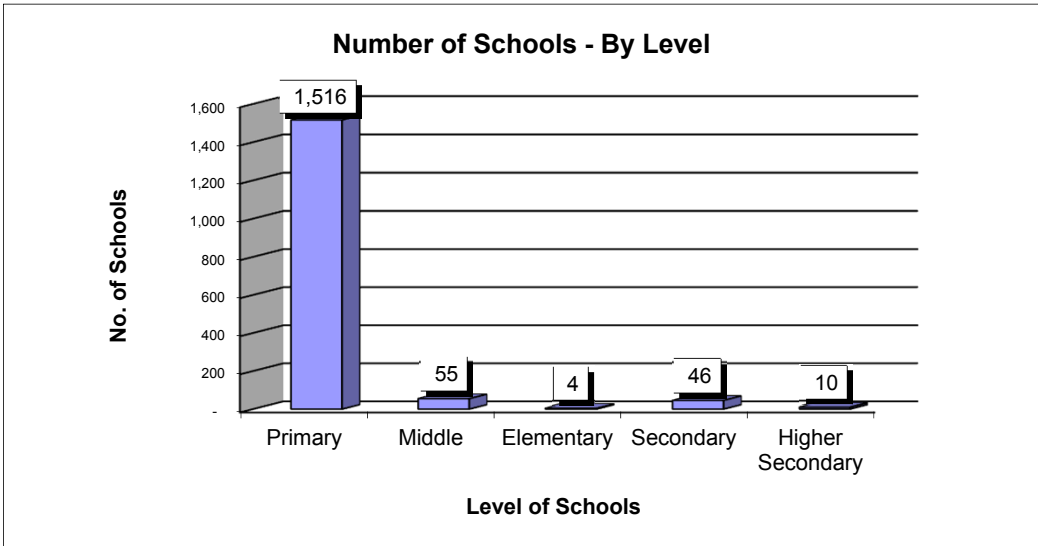
TABLE OF CONTENTS

District Kambar Shahdadkot

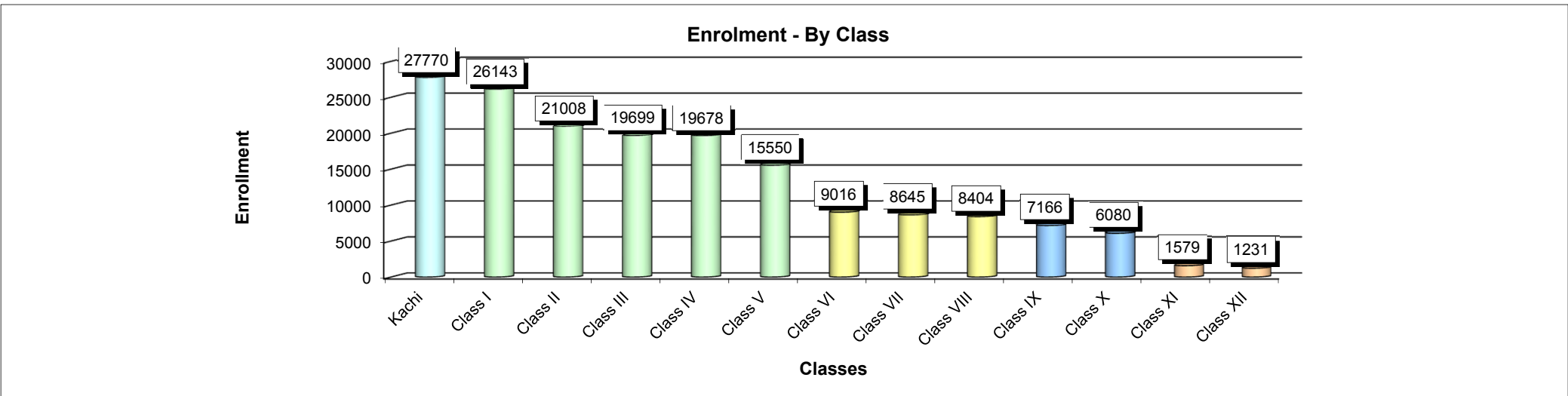
TOPICS		Page No
Graph	- Basic Education Summary	1
Summary	- Schools, Enrolment and Teachers by Gender and level wise.	2
Schools	- Gender, Level and Status wise.	3
	- Medium and Shift wise.	4
Enrolment	- Gender, Level and Classes stage wise.	5
Teachers	- Gender, Level and Type of Post wise	6
	- Gender, Level and Professional Training wise.	7
Buildings	- School Buildings Status Gender and Level wise.	8
Facilities	- Schools having Basic Facilities.	9
	- Schools having Advance Facilities.	10
	- Classroom Facilities Gender and level wise.	11
Taluka Summary	- Number of Schools, Enrolment , Teachers and School status	12

Total Schools : 1,631

Total Teachers : 5,489



Total Enrollment : 171,969



Basic Ratio ---- Students per Teachers : 31

Students per School : 105

Students per Classroom : 45

Teachers per School : 3

District : Kambar Shahdadkot		No. of Schools	Enrolment			Teachers			Student per Teacher Ratio
School Gender	School Level	Total	Boys	Girls	Total	Male	Female	Total	
Boys	Primary	516	26,279	7,808	34,087	995	3	998	34
	Middle	12	712	244	956	55	1	56	17
	Elementary	1	22	-	22	12		12	2
	Secondary	9	7,221	412	7,633	282	19	301	25
	Higher Secondary	2	3,489	-	3,489	116		116	30
	Total		540	37,723	8,464	46,187	1,460	23	1,483
Girls	Primary	265	1,377	18,953	20,330	28	699	727	28
	Middle	13	-	894	894	2	50	52	17
	Elementary	3	-	253	253		15	15	17
	Secondary	8	1,274	4,601	5,875	14	155	169	35
	Higher Secondary	4	-	4,108	4,108	2	94	96	43
	Total		293	2,651	28,809	31,460	46	1,013	1,059
Mixed	Primary	735	46,006	22,489	68,495	1,773	23	1,796	38
	Middle	30	1,896	1,068	2,964	157	13	170	17
	Elementary				-			-	-
	Secondary	29	14,655	4,524	19,179	780	63	843	23
	Higher Secondary	4	2,854	830	3,684	127	11	138	27
	Total		798	65,411	28,911	94,322	2,837	110	2,947
Total	Primary	1,516	73,662	49,250	122,912	2,796	725	3,521	35
	Middle	55	2,608	2,206	4,814	214	64	278	17
	Elementary	4	22	253	275	12	15	27	10
	Secondary	46	23,150	9,537	32,687	1,076	237	1,313	25
	Higher Secondary	10	6,343	4,938	11,281	245	105	350	32
Grand Total		1,631	105,785	66,184	171,969	4,343	1,146	5,489	31

Schools : Gender, Level, Location and Status wise
3

District : Kambar Shahdadkot		Urban Area			Rural Area			Total Schools		
School Gender	School Level	Functional	Closed	Total	Functional	Closed	Total	Functional	Closed	Total
Boys	Primary	13		13	346	157	503	359	157	516
	Middle			-	11	1	12	11	1	12
	Elementary			-	1		1	1	-	1
	Secondary	4		4	5		5	9	-	9
	Higher Secondary	1		1	1		1	2	-	2
	Total		18	-	18	364	158	522	382	158
Girls	Primary	10		10	206	49	255	216	49	265
	Middle	2		2	11		11	13	-	13
	Elementary	1		1	2		2	3	-	3
	Secondary	4		4	4		4	8	-	8
	Higher Secondary	3		3	1		1	4	-	4
	Total		20	-	20	224	49	273	244	49
Mixed	Primary	19		19	666	50	716	685	50	735
	Middle	1	1	2	28		28	29	1	30
	Elementary			-			-	-	-	-
	Secondary	2		2	27		27	29	-	29
	Higher Secondary			-	4		4	4	-	4
	Total		22	1	23	725	50	775	747	51
Total	Primary	42	-	42	1,218	256	1,474	1,260	256	1,516
	Middle	3	1	4	50	1	51	53	2	55
	Elementary	1	-	1	3	-	3	4	-	4
	Secondary	10	-	10	36	-	36	46	-	46
	Higher Secondary	4	-	4	6	-	6	10	-	10
Grand Total		60	1	61	1,313	257	1,570	1,373	258	1,631

Note : Closed = Both Temporary (143) and Permanent (115) Closed Schools included

Schools : Medium and Shift wise
4

District : Kambar Shahdadkot		Schools by Medium					Schools by Shift				Number of Branch Schools
School Gender	School Level	Urdu	Sindhi	English	Mixed	Total	Morning	Afternoon	Both	Total	
Boys	Primary		508	8		516	516	-	-	-	-
	Middle		12			12	12	-	-	-	-
	Elementary		1			1	1	-	-	-	-
	Secondary		9			9	9	-	-	-	-
	Higher Secondary		1			1	2	-	-	-	1
	Total		-	531	8	1	540	540	-	-	1
Girls	Primary		265			265	264	-	1	-	-
	Middle		13			13	13	-	-	-	-
	Elementary		3			3	3	-	-	-	-
	Secondary		6		2	8	8	-	-	-	2
	Higher Secondary		4			4	4	-	-	-	-
	Total		-	291	-	2	293	292	-	1	2
Mixed	Primary		715	20		735	734	-	1	-	-
	Middle		30			30	30	-	-	-	-
	Elementary					-				-	-
	Secondary		28		1	29	28	1	-	-	1
	Higher Secondary		3			3	4	-	-	-	1
	Total		-	776	20	2	798	796	1	1	2
Total	Primary	-	1,488	28	-	1,516	1,514	-	2	1,516	-
	Middle	-	55	-	-	55	55	-	-	55	-
	Elementary	-	4	-	-	4	4	-	-	4	-
	Secondary	-	43	-	3	46	45	1	-	46	-
	Higher Secondary	-	8	-	2	10	10	-	-	10	-
Grand Total		-	1,598	28	5	1,631	1,628	1	2	1,631	-

Enrolment : Gender, Level and Class Stage wise
5

District : Kambar Shahdaktot	Boys Enrolment Class Stages wise						Girls Enrolment Class Stages wise						Grand Total	
	School Level	Kachi	I to V	VI to VIII	IX to X	XI to XII	Total	Kachi	I to V	VI to VIII	IX to X	XI to XII		Total
Primary	15,462	58,200					73,662	11,010	38,240				49,250	122,912
Middle	38	228	2,342				2,608	18	106	2,082			2,206	4,814
Elementary			22				22	5	105	143			253	275
Secondary	771	3,201	12,343	6,835			23,150	466	1,755	4,206	3,110		9,537	32,687
Higher Secondary		73	2,745	1,892	1,633		6,343		170	2,182	1,409	1,177	4,938	11,281
Grand Total	16,271	61,702	17,452	8,727	1,633		105,785	11,499	40,376	8,613	4,519	1,177	66,184	171,969

Source: SEMIS Census 2014 - 2015

Sindh Education Management Information System (SEMIS)

Teachers : Level and Type of Post wise
6

District : Kambar Shahdadkot		Teaching Staff by Type of Post										Grand Total
Teacher Gender	School Level	Govt. Regular	Govt. Contract	SMC	NCHD	ESRA / US Aid	UNICEF	Other Donor	Volunteer	Local Bodi (Reg/Con)	Not Provided	
Male	Primary	2,670	14	1	104				6	1		2,796
	Middle	202	12									214
	Elementary	12										12
	Secondary	1,045	31									1,076
	Higher Secondary	227	18									245
	Total	4,156	75	1	104	-	-	-	6	1	-	4,343
Female	Primary	683	1		41							725
	Middle	61	2		1							64
	Elementary	15										15
	Secondary	230	7									237
	Higher Secondary	103	2									105
	Total	1,092	12	-	42	-	-	-	-	-	-	1,146
Total	Primary	3,353	15	1	145	-	-	-	6	1	-	3,521
	Middle	263	14	-	1	-	-	-	-	-	-	278
	Elementary	27	-	-	-	-	-	-	-	-	-	27
	Secondary	1,275	38	-	-	-	-	-	-	-	-	1,313
	Higher Secondary	330	20	-	-	-	-	-	-	-	-	350
Grand Total		5,248	87	1	146	-	-	-	6	1	-	5,489

Teachers : Gender and Professional Training wise
7

District : Kambar Shahdadkot		Teaching Staff by Professional Training wise							Grand Total
Teacher Gender	School Level	PTC	C.T	B. Ed	M. Ed	Other	Untrained	Not Provided	Total
Male	Primary	1,312	96	1,023	138	157	70		2,796
	Middle	13	26	81	69	23	2		214
	Elementary		3	3	4	2			12
	Secondary	88	50	329	452	134	23		1,076
	Higher Secondary		15	66	130	33	1		245
	Total		1,413	190	1,502	793	349	96	-
Female	Primary	263	37	347	32	36	10		725
	Middle	4	12	23	17	8			64
	Elementary			7	6	2			15
	Secondary	16	15	81	107	14	4		237
	Higher Secondary		2	30	60	13			105
	Total		283	66	488	222	73	14	-
Total	Primary	1,575	133	1,370	170	193	80	-	3,521
	Middle	17	38	104	86	31	2	-	278
	Elementary	-	3	10	10	4	-	-	27
	Secondary	104	65	410	559	148	27	-	1,313
	Higher Secondary	-	17	96	190	46	1	-	350
Grand Total		1,696	256	1,990	1,015	422	110	-	5,489

Schools Building Facilities : Gender and Level wise
8

District : Kambar Shahdadko		Schools by Building						Total Schools	Total Number of Classrooms
		Other Ownership	Govt. Ownership			Rental	Shelterless (No Build / No Info)		
			Satisfactory	Repairable	Dangerous				
School Gender	School Level								
Boys	Primary	3	94	174	136	2	107	516	928
	Middle	-	5	4	2	-	1	12	43
	Elementary	-	-	1	-	-	-	1	3
	Secondary	-	-	8	1	-	-	9	111
	Higher Secondary	-	-	2	-	-	-	2	26
	Total	3	99	189	139	2	108	540	1,111
Girls	Primary	2	73	106	51	1	32	265	574
	Middle	-	5	5	3	-	-	13	42
	Elementary	-	1	2	-	-	-	3	8
	Secondary	1	-	6	1	-	-	8	75
	Higher Secondary	-	-	4	-	-	-	4	42
	Total	3	79	123	55	1	32	293	741
Mixed	Primary	6	204	310	139	-	76	735	1,512
	Middle	-	7	9	14	-	-	30	118
	Elementary	-	-	-	-	-	-	-	-
	Secondary	-	-	21	8	-	-	29	335
	Higher Secondary	-	-	4	-	-	-	4	46
	Total	6	211	344	161	-	76	798	2,011
Total	Primary	11	371	590	326	3	215	1,516	3,014
	Middle	-	17	18	19	-	1	55	203
	Elementary	-	1	3	-	-	-	4	11
	Secondary	1	-	35	10	-	-	46	521
	Higher Secondary	-	-	10	-	-	-	10	114
	Grand Total	12	389	656	355	3	216	1,631	3,863

Note : Closed Schools Included

Source: SEMIS Census 2014 - 2015

Schools with Basic Facilities : Gender and Level wise
9

District : Kambar Shahdadkot			Schools having Basic Facilities					Schools having	
School Gender	School Level	Schools	Electricity	Toilets	Drinking Water	Boundary Wall	Play Ground	Library	Lab / Sci. Lab
Boys	Primary	516	168	171	135	261	30	2	1
	Middle	12	2	7	5	10	1	-	-
	Elementary	1	1	1	1	-	-	-	-
	Secondary	9	9	6	4	7	7	5	6
	Higher Secondary	2	2	2	2	2	2	1	2
	Total	540	182	187	147	280	40	8	9
Girls	Primary	265	68	112	87	198	26	-	-
	Middle	13	6	8	5	13	1	-	-
	Elementary	3	2	2	2	3	-	-	-
	Secondary	8	6	7	3	6	4	2	3
	Higher Secondary	4	4	3	3	4	4	-	3
	Total	293	86	132	100	224	35	2	6
Mixed	Primary	735	308	393	259	452	65	1	-
	Middle	30	17	16	12	22	3	-	-
	Elementary	29	28	24	15	24	16	6	10
	Secondary	4	4	4	4	3	4	2	3
	Higher Secondary								
	Total	798	357	437	290	501	88	9	13
Total	Primary	1,516	544	676	481	911	121	3	1
	Middle	55	25	31	22	45	5	-	-
	Elementary	33	31	27	18	27	16	6	10
	Secondary	21	19	17	11	16	15	9	12
	Higher Secondary	6	6	5	5	6	6	1	5
Grand Total		1,631	625	756	537	1,005	163	19	28
Without Facilities / No Info			1,006	875	1,094	626	1,468	1,612	1,603

Note : Closed Schools Included

Source: SEMIS Census 2014 - 2015

Sindh Education Management Information System (SEMIS)

Schools with Advance Facilities : Gender and Level wise
10

District : Kambar Shahdadkot			Schools having / Received Facilities of			
School Gender	School Level	Schools	Functional SMC	Free Text Books	Construction Works	Campus Schools
Boys	Primary	516	444	357	54	-
	Middle	12	9	11	2	-
	Elementary	1	1	-	-	-
	Secondary	9	9	9	1	1
	Higher Secondary	2	2	2	-	-
	Total	540	465	379	57	1
Girls	Primary	265	204	213	25	-
	Middle	13	10	13	-	-
	Elementary	3	3	3	-	-
	Secondary	8	8	7	3	1
	Higher Secondary	4	4	4	1	1
	Total	293	229	240	29	2
Mixed	Primary	735	664	680	68	-
	Middle	30	29	27	3	-
	Elementary					
	Secondary	29	28	29	6	6
	Higher Secondary	4	4	4	1	1
	Total	798	725	740	78	7
Total	Primary	1,516	1,312	1,250	147	-
	Middle	55	48	51	5	-
	Elementary	4	4	3	-	-
	Secondary	46	45	45	10	8
	Higher Secondary	10	10	10	2	2
Grand Total		1,631	1,419	1,359	164	10

Without Facilities / No Info		212	272	1,467	1,621
------------------------------	--	-----	-----	-------	-------

SMC = School Management Committee

Note : Closed Schools Included

Source: SEMIS Census 2014 - 2015

Sindh Education Management Information System (SEMIS)

District : Kambar Shahdadkot

School Gender	School Level	Student Chairs	Student Desks	Black Boards	Teachers Tables	Teachers Chairs	Fans	Computers
Boys	Primary	365	4,351	788	657	1,516	813	5
	Middle	45	210	35	35	83	38	-
	Elementary	-	-	-	-	-	-	-
	Secondary	227	1,510	112	113	341	296	48
	Higher Secondary	200	280	49	28	100	87	6
	Total		837	6,351	984	833	2,040	1,234
Girls	Primary	301	3,276	491	497	870	449	1
	Middle	1	441	35	37	60	53	1
	Elementary	-	62	14	12	18	14	-
	Secondary	286	979	99	88	253	272	17
	Higher Secondary	125	601	35	50	133	124	33
	Total		713	5,359	674	684	1,334	912
Mixed	Primary	486	9,250	1,389	1,235	2,632	1,444	4
	Middle	-	837	113	80	181	133	3
	Elementary							
	Secondary	61	3,526	303	296	1,056	802	48
	Higher Secondary	67	563	62	81	192	221	1
	Total		614	14,176	1,867	1,692	4,061	2,600
Total	Primary	1,152	16,877	2,668	2,389	5,018	2,706	10
	Middle	46	1,488	183	152	324	224	4
	Elementary	-	62	14	12	18	14	-
	Secondary	574	6,015	514	497	1,650	1,370	113
	Higher Secondary	392	1,444	146	159	425	432	40
	Grand Total		2,164	25,886	3,525	3,209	7,435	4,746

District : Kambar Shahdadkot	No. of Schools				Enrolment			Teachers			School Status	
	Taluka Name	Boys	Girls	Mixed	Total	Boys	Girls	Total	Male	Female	Total	Functional
Kambar	115	82	200	397	28,941	16,903	45,844	1,268	269	1,537	333	64
Miro Khan	45	33	102	180	11,781	6,020	17,801	384	99	483	142	38
Shahdadkot	42	32	143	217	17,003	11,795	29,015	673	210	29,898	195	22
Warrah	105	59	134	298	20,639	14,501	35,438	803	293	36,534	253	45
Qubo Saeed Khan	53	18	107	178	6,044	3,527	9,749	243	41	10,033	136	42
Naseerabad	37	37	97	171	13,008	9,041	22,049	622	181	803	166	5
Sijawal Junejo	143	32	15	190	8,369	4,397	12,766	350	53	403	148	42
District Total	540	293	798	1,631	105,785	66,184	172,662	4,343	1,146	79,691	1,373	258