

SINDH Education Management Information System (SEMIS)



District Education Profile
Jamshoro
2014 - 15



REFORM SUPPORT UNIT

Education and Literacy Department

Government of Sindh, Karachi

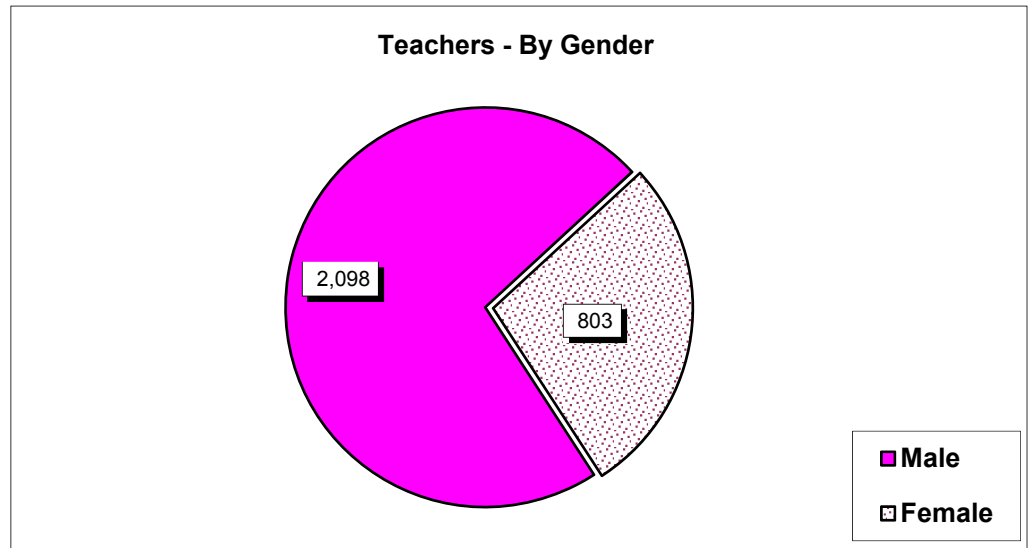
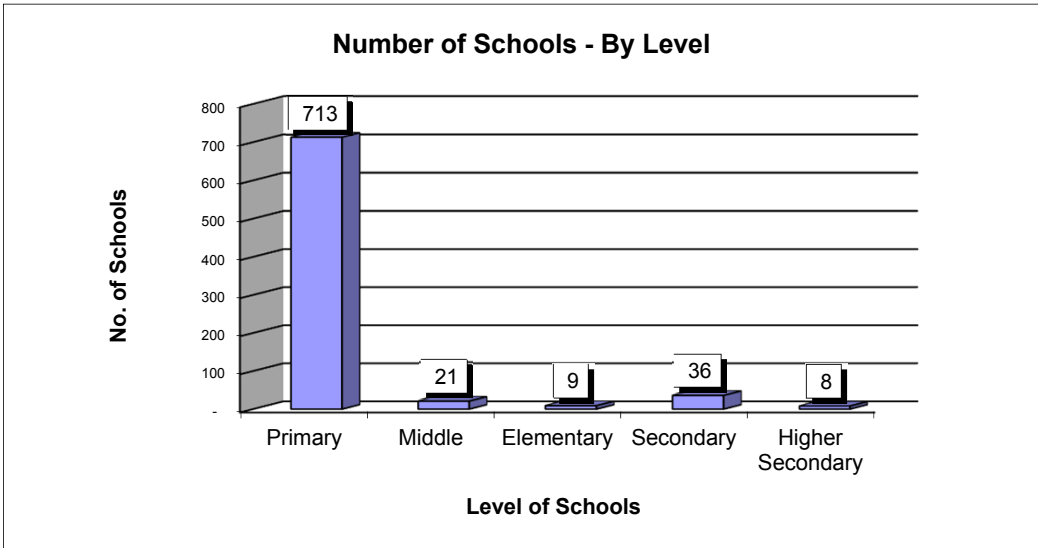
TABLE OF CONTENTS

District Jamshoro

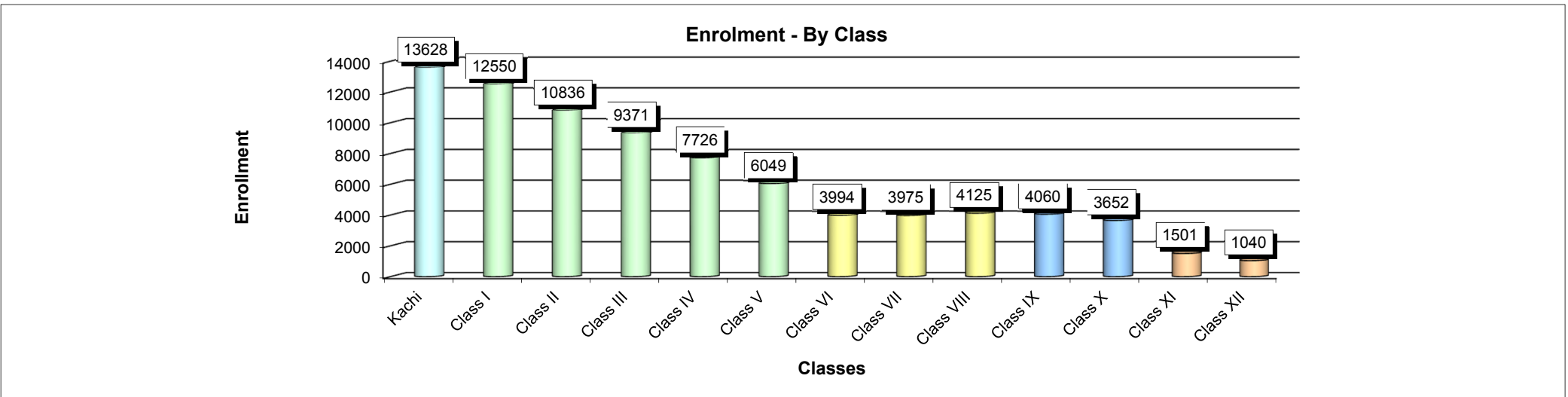
TOPICS		Page No
Graph	- Basic Education Summary	1
Summary	- Schools, Enrolment and Teachers by Gender and level wise.	2
Schools	- Gender, Level and Status wise.	3
	- Medium and Shift wise.	4
Enrolment	- Gender, Level and Classes stage wise.	5
Teachers	- Gender, Level and Type of Post wise	6
	- Gender, Level and Professional Training wise.	7
Buildings	- School Buildings Status Gender and Level wise.	8
Facilities	- Schools having Basic Facilities.	9
	- Schools having Advance Facilities.	10
	- Classroom Facilities Gender and level wise.	11
Taluka Summary	- Number of Schools, Enrolment , Teachers and School status	12

Total Schools : 787

Total Teachers 2,901



Total Enrollment : 82,507



Basic Ratio ---- Students per Teachers : 28

Students per School : 105

Students per Classroom : 36

Teachers per School : 4

District : Jamshoro		No. of Schools	Enrolment			Teachers			Student per Teacher Ratio
School Gender	School Level	Total	Boys	Girls	Total	Male	Female	Total	
Boys	Primary	34	1,527	120	1,647	54	15	69	24
	Middle	-	-	-	-	-	-	-	-
	Elementary	-	-	-	-	-	-	-	-
	Secondary	6	3,908	147	4,055	175	5	180	23
	Higher Secondary	1	1,062	197	1,259	27	10	37	34
	Total	41	6,497	464	6,961	256	30	286	24
Girls	Primary	98	269	5,700	5,969	4	274	278	21
	Middle	6	-	120	120	-	14	14	9
	Elementary	-	-	-	-	-	-	-	-
	Secondary	7	-	4,085	4,085	10	182	192	21
	Higher Secondary	4	240	3,321	3,561	2	116	118	30
	Total	115	509	13,226	13,735	16	586	602	81
Mixed	Primary	581	26,083	12,845	38,928	1,096	87	1,183	33
	Middle	15	1,467	686	2,153	79	23	102	21
	Elementary	9	1,405	741	2,146	63	4	67	32
	Secondary	23	8,327	3,589	11,916	401	69	470	25
	Higher Secondary	3	5,340	1,328	6,668	187	4	191	35
	Total	631	42,622	19,189	61,811	1,826	187	2,013	146
Total	Primary	713	27,879	18,665	46,544	1,154	376	1,530	30
	Middle	21	1,467	806	2,273	79	37	116	20
	Elementary	9	1,405	741	2,146	63	4	67	32
	Secondary	36	12,235	7,821	20,056	586	256	842	24
	Higher Secondary	8	6,642	4,846	11,488	216	130	346	33
Grand Total		787	49,628	32,879	82,507	2,098	803	2,901	28

Schools : Gender, Level, Location and Status wise
3

District : Jamshoro		Urban Area			Rural Area			Total Schools		
School Gender	School Level	Functional	Closed	Total	Functional	Closed	Total	Functional	Closed	Total
Boys	Primary	9	-	9	6	19	25	15	19	34
	Middle	-	-	-	-	-	-	-	-	-
	Elementary	-	-	-	-	-	-	-	-	-
	Secondary	2	-	2	4	-	4	6	-	6
	Higher Secondary	-	-	-	1	-	1	1	-	1
	Total		11	-	11	11	19	30	22	19
Girls	Primary	18	-	18	51	29	80	69	29	98
	Middle	-	-	-	3	3	6	3	3	6
	Elementary	-	-	-	-	-	-	-	-	-
	Secondary	1	-	1	6	-	6	7	-	7
	Higher Secondary	3	-	3	1	-	1	4	-	4
	Total		22	-	22	61	32	93	83	32
Mixed	Primary	56	2	58	425	98	523	481	100	581
	Middle	4	-	4	10	1	11	14	1	15
	Elementary	3	-	3	6	-	6	9	-	9
	Secondary	3	-	3	20	-	20	23	-	23
	Higher Secondary	-	-	-	3	-	3	3	-	3
	Total		66	2	68	464	99	563	530	101
Total	Primary	83	2	85	482	146	628	565	148	713
	Middle	4	-	4	13	4	17	17	4	21
	Elementary	3	-	3	6	-	6	9	-	9
	Secondary	6	-	6	30	-	30	36	-	36
	Higher Secondary	3	-	3	5	-	5	8	-	8
Grand Total		99	2	101	536	150	686	635	152	787

Note : Closed = Both Temporary (99) and Permanent (53) Closed Schools included

District : Jamshoro		Schools by Medium					Schools by Shift				Number of Branch Schools
School Gender	School Level	Urdu	Sindhi	English	Mixed	Total	Morning	Afternoon	Both	Total	
Boys	Primary	-	34	-	-	34	34	-	-	34	-
	Middle	-	-	-	-	-	-	-	-	-	-
	Elementary	-	-	-	-	-	-	-	-	-	-
	Secondary	-	4	-	2	6	6	-	-	6	-
	Higher Secondary	-	1	-	-	1	1	-	-	1	-
	Total		-	39	-	2	41	41	-	-	41
Girls	Primary	-	94	-	4	98	98	-	-	98	-
	Middle	-	6	-	-	6	6	-	-	6	-
	Elementary	-	-	-	-	-	-	-	-	-	-
	Secondary	-	6	-	1	7	7	-	-	7	-
	Higher Secondary	-	2	-	2	4	3	1	-	4	-
	Total		-	108	-	7	115	114	1	-	115
Mixed	Primary	-	571	-	10	581	581	-	-	581	-
	Middle	-	15	-	-	15	15	-	-	15	-
	Elementary	-	7	-	2	9	9	-	-	9	-
	Secondary	1	19	-	3	23	22	-	1	23	-
	Higher Secondary	-	3	-	-	3	3	-	-	3	-
	Total		1	615	-	15	631	630	-	1	631
Total	Primary	-	699	-	14	713	713	-	-	713	-
	Middle	-	21	-	-	21	21	-	-	21	-
	Elementary	-	7	-	2	9	9	-	-	9	-
	Secondary	1	29	-	6	36	35	-	1	36	-
	Higher Secondary	-	6	-	2	8	7	1	-	8	-
Grand Total		1	762	-	24	787	785	1	1	787	-

Enrolment : Gender, Level and Class Stage wise
5

District : Jamshoro	Boys Enrolment Class Stages wise						Girls Enrolment Class Stages wise						Grand Total		
	School Level	Kachi	I to V	VI to VIII	IX to X	XI to XII	Total	Kachi	I to V	VI to VIII	IX to X	XI to XII		Total	
Primary	6,160	21,633	86				27,879	4,667	13,926	72				18,665	46,544
Middle	143	694	630				1,467	62	212	532				806	2,273
Elementary	47	823	535				1,405	50	648	43				741	2,146
Secondary	857	3,313	4,538	3,527			12,235	816	2,646	2,543	1,816			7,821	20,056
Higher Secondary	445	1,518	1,382	1,466	1,831		6,642	381	1,119	1,733	903	710		4,846	11,488
Grand Total	7,652	27,981	7,171	4,993	1,831		49,628	5,976	18,551	4,923	2,719	710		32,879	82,507

Source: SEMIS Census 2014 - 2015

Sindh Education Management Information System (SEMIS)

Teachers : Level and Type of Post wise
6

District : Jamshoro		Teaching Staff by Type of Post										Grand Total
Teacher Gender	School Level	Govt. Regular	Govt. Contract	SMC	NCHD	ESRA / US Aid	UNICEF	Other Donor	Volunteer	Local Bodi (Reg/Con)	Not Provided	
Male	Primary	1,083	2	1	67			1				1,154
	Middle	78			1							79
	Elementary	62			1							63
	Secondary	557	28							1		586
	Higher Secondary	212	3		1							216
	Total	1,992	33	1	70	-	-	1	-	1	-	2,098
Female	Primary	328			48							376
	Middle	33	2		2							37
	Elementary	3			1							4
	Secondary	220	29	3	4							256
	Higher Secondary	123	7									130
	Total	707	38	3	55	-	-	-	-	-	-	803
Total	Primary	1,411	2	1	115	-	-	1	-	-	-	1,530
	Middle	111	2	-	3	-	-	-	-	-	-	116
	Elementary	65	-	-	2	-	-	-	-	-	-	67
	Secondary	777	57	3	4	-	-	-	-	1	-	842
	Higher Secondary	335	10	-	1	-	-	-	-	-	-	346
Grand Total		2,699	71	4	125	-	-	1	-	1	-	2,901

Teachers : Gender and Professional Training wise
7

District : Jamshoro		Teaching Staff by Professional Training wise							Grand
Teacher Gender	School Level	PTC	C.T	B. Ed	M. Ed	Other	Untrained	Not Provided	Total
Male	Primary	564	124	308	77	7	74		1,154
	Middle	17	9	30	7	13	3		79
	Elementary	23	8	17	7	4	4		63
	Secondary	88	20	166	184	124	4		586
	Higher Secondary	37	21	59	84	12	3		216
	Total		729	182	580	359	160	88	-
Female	Primary	162	21	119	28	8	38		376
	Middle	3	2	9	7	13	3		37
	Elementary	1		1			2		4
	Secondary	45	10	80	72	40	9		256
	Higher Secondary	10	6	35	55	21	3		130
	Total		221	39	244	162	82	55	-
Total	Primary	726	145	427	105	15	112	-	1,530
	Middle	20	11	39	14	26	6	-	116
	Elementary	24	8	18	7	4	6	-	67
	Secondary	133	30	246	256	164	13	-	842
	Higher Secondary	47	27	94	139	33	6	-	346
Grand Total		950	221	824	521	242	143	-	2,901

Schools Building Facilities : Gender and Level wise
8

District : Jamshoro		Schools by Building					Total Schools	Total Number of Classrooms	
		Other Ownership	Govt. Ownership			Rental			Shelterless (No Build / No Info)
			Satisfactory	Repairable	Dangerous				
School Gender	School Level								
Boys	Primary	-	7	19	7	-	1	34	81
	Middle								
	Elementary								
	Secondary	-	1	5	-	-	-	6	73
	Higher Secondary	-	-	1	-	-	-	1	17
	Total	-	8	25	7	-	1	41	171
Girls	Primary	-	26	58	14	-	-	98	244
	Middle	-	-	3	3	-	-	6	14
	Elementary								
	Secondary	-	2	4	1	-	-	7	94
	Higher Secondary	-	-	3	1	-	-	4	53
	Total	-	28	68	19	-	-	115	405
Mixed	Primary	-	133	340	81	-	27	581	1,208
	Middle	-	3	11	1	-	-	15	65
	Elementary	-	-	6	3	-	-	9	55
	Secondary	-	4	15	4	-	-	23	292
	Higher Secondary	-	-	2	1	-	-	3	99
	Total	-	140	374	90	-	27	631	1,719
Total	Primary	-	166	417	102	-	28	713	1,533
	Middle	-	3	14	4	-	-	21	79
	Elementary	-	-	6	3	-	-	9	55
	Secondary	-	7	24	5	-	-	36	459
	Higher Secondary	-	-	6	2	-	-	8	169
Grand Total		-	176	467	116	-	28	787	2,295

Note : Closed Schools Included

Source: SEMIS Census 2014 - 2015

Schools with Basic Facilities : Gender and Level wise
9

District : Jamshoro			Schools having Basic Facilities					Schools having	
School Gender	School Level	Schools	Electricity	Toilets	Drinking Water	Boundary Wall	Play Ground	Library	Lab / Sci. Lab
Boys	Primary	34	14	11	7	24	1	-	-
	Middle								
	Elementary								
	Secondary	6	5	6	3	6	1	1	3
	Higher Secondary	1	1	-	1	-	1	-	-
	Total	41	20	17	11	30	3	1	3
Girls	Primary	98	43	65	32	84	9	-	-
	Middle	6	4	2	2	5	-	-	-
	Elementary								
	Secondary	7	7	7	7	7	3	2	6
	Higher Secondary	4	4	4	4	4	1	-	2
	Total	115	58	78	45	100	13	2	8
Mixed	Primary	581	278	346	196	476	87	5	2
	Middle	15	9	8	5	14	4	-	-
	Elementary	9	7	9	4	9	2	-	-
	Secondary	23	22	23	20	21	7	3	4
	Higher Secondary	3	3	3	3	2	2	3	3
	Total	631	319	389	228	522	102	11	9
Total	Primary	713	335	422	235	584	97	5	2
	Middle	21	13	10	7	19	4	-	-
	Elementary	9	7	9	4	9	2	-	-
	Secondary	36	34	36	30	34	11	6	13
	Higher Secondary	8	8	7	8	6	4	3	5
Grand Total		787	397	484	284	652	118	14	20
Without Facilities / No Info			390	303	503	135	669	773	767

Note : Closed Schools Included

Source: SEMIS Census 2014 - 2015

Sindh Education Management Information System (SEMIS)

Schools with Advance Facilities : Gender and Level wise

10

District : Jamshoro			Schools having / Received Facilities of			
School Gender	School Level	Schools	Functional SMC	Free Text Books	Construction Works	Campus Schools
Boys	Primary	34	21	15	1	1
	Middle					
	Elementary					
	Secondary	6	6	6	1	2
	Higher Secondary	1	1	1	-	1
	Total	41	28	22	2	4
Girls	Primary	98	69	62	10	-
	Middle	6	4	3	-	-
	Elementary					
	Secondary	7	7	7	4	6
	Higher Secondary	4	4	4	-	2
	Total	115	84	76	14	8
Mixed	Primary	581	491	453	94	6
	Middle	15	15	12	2	4
	Elementary	9	9	7	1	4
	Secondary	23	23	23	4	18
	Higher Secondary	3	3	3	1	3
	Total	631	541	498	102	35
Total	Primary	713	581	530	105	7
	Middle	21	19	15	2	4
	Elementary	9	9	7	1	4
	Secondary	36	36	36	9	26
	Higher Secondary	8	8	8	1	6
Grand Total		787	653	596	118	47

Without Facilities / No Info	134	191	669	740
------------------------------	-----	-----	-----	-----

SMC = School Management Committee

Note : Closed Schools Included

Source: SEMIS Census 2014 - 2015

Sindh Education Management Information System (SEMIS)

District : Jamshoro

School Gender	School Level	Student Chairs	Student Desks	Black Boards	Teachers Tables	Teachers Chairs	Fans	Computers
Boys	Primary	34	356	59	52	101	65	6
	Middle							
	Elementary							
	Secondary	-	925	82	73	232	160	23
	Higher Secondary	94	213	25	15	52	52	1
	Total		128	1,494	166	140	385	277
Girls	Primary	525	1,384	224	187	393	270	19
	Middle	25	61	12	9	12	9	-
	Elementary							
	Secondary	181	1,425	116	106	269	293	20
	Higher Secondary	270	822	65	53	187	137	11
	Total		1,001	3,692	417	355	861	709
Mixed	Primary	624	8,106	1,169	1,062	2,110	1,377	32
	Middle	104	532	59	91	124	113	1
	Elementary	173	430	95	73	88	56	2
	Secondary	359	2,769	322	354	847	703	31
	Higher Secondary	580	1,278	127	170	433	335	27
	Total		1,840	13,115	1,772	1,750	3,602	2,584
Total	Primary	1,183	9,846	1,452	1,301	2,604	1,712	57
	Middle	129	593	71	100	136	122	1
	Elementary	173	430	95	73	88	56	2
	Secondary	540	5,119	520	533	1,348	1,156	74
	Higher Secondary	944	2,313	217	238	672	524	39
Grand Total		2,969	18,301	2,355	2,245	4,848	3,570	173

District : Jamshoro		No. of Schools				Enrolment			Teachers			School Status	
Taluka Name		Boys	Girls	Mixed	Total	Boys	Girls	Total	Male	Female	Total	Functional	Closed
Kotri		17	34	82	133	15,872	12,718	28,590	575	451	1,026	126	7
Sehwan		21	45	247	313	18,987	11,021	30,008	867	229	1,096	254	59
Thana Bula Khan		2	16	172	190	5,223	3,593	8,816	269	58	327	124	66
Manjhand		1	20	130	151	9,546	5,547	15,093	387	65	452	131	20
District Total		41	115	631	787	49,628	32,879	82,507	2,098	803	2,901	635	152

Source: SEMIS Census 2014 - 2015

Sindh Education Management Information System (SEMIS)