

SINDH Education Management Information System (SEMIS)



District Education Profile
Jacobabad
2014 - 15



REFORM SUPPORT UNIT

Education and Literacy Department

Government of Sindh, Karachi

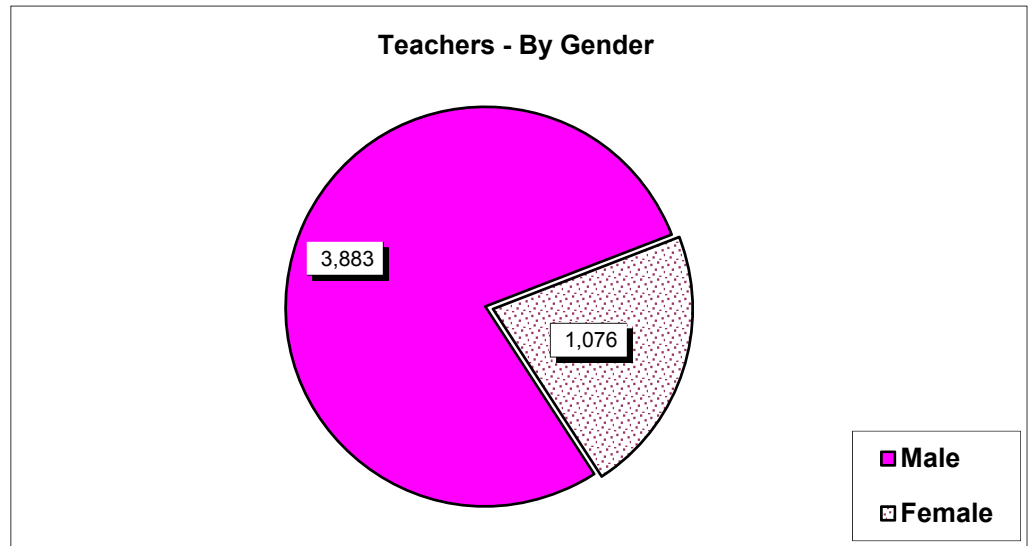
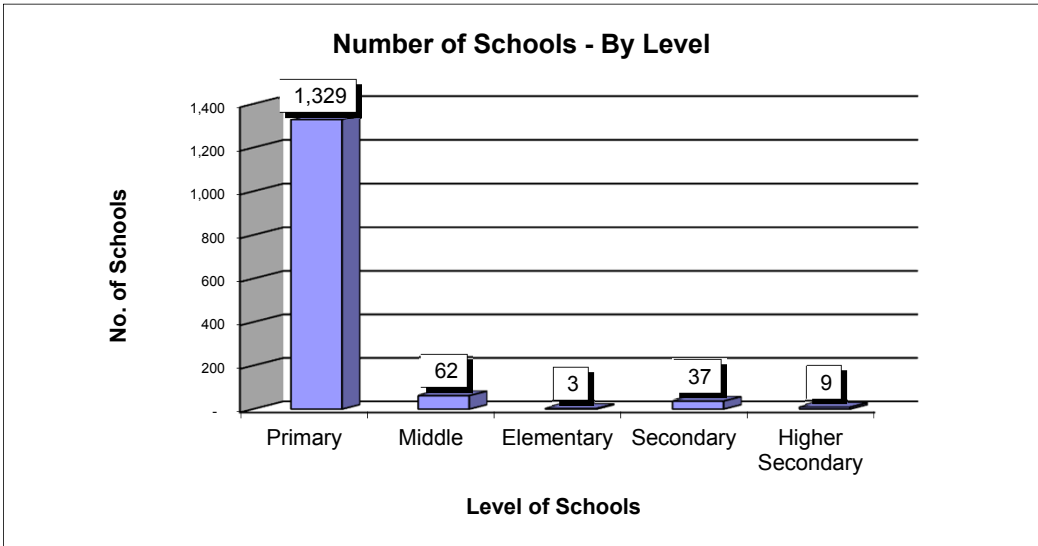
TABLE OF CONTENTS

District Jocababad

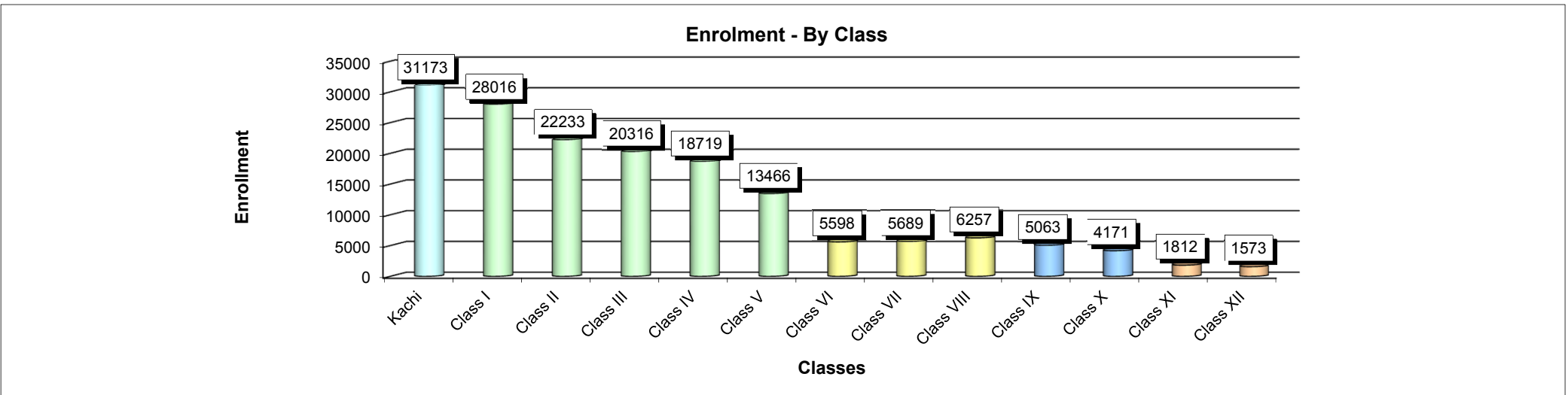
TOPICS		Page No
Graph	- Basic Education Summary	1
Summary	- Schools, Enrolment and Teachers by Gender and level wise.	2
Schools	- Gender, Level and Status wise.	3
	- Medium and Shift wise.	4
Enrolment	- Gender, Level and Classes stage wise.	5
Teachers	- Gender, Level and Type of Post wise	6
	- Gender, Level and Professional Training wise.	7
Buildings	- School Buildings Status Gender and Level wise.	8
Facilities	- Schools having Basic Facilities.	9
	- Schools having Advance Facilities.	10
	- Classroom Facilities Gender and level wise.	11
Taluka Summary	- Number of Schools, Enrolment , Teachers and School status	12

Total Schools : 1,440

Total Teachers : 4,959



Total Enrollment : 164,086



Basic Ratio ---- Students per Teachers : 33 Students per School : 114 Students per Classroom : 59 Teachers per School : 3

District : Jacobabad		No. of Schools	Enrolment			Teachers			Student per Teacher Ratio
School Gender	School Level	Total	Boys	Girls	Total	Male	Female	Total	
Boys	Primary	363	26,260	7,543	33,803	922	12	934	36
	Middle	15	1,824	205	2,029	113		113	18
	Elementary	-	-	-	-	-	-	-	-
	Secondary	7	5,570	222	5,792	191	1	192	30
	Higher Secondary	5	6,329	276	6,605	198		198	33
	Total		390	39,983	8,246	48,229	1,424	13	1,437
Girls	Primary	187	-	23,585	23,585	9	572	581	41
	Middle	22	180	2,761	2,941	3	154	157	19
	Elementary	2	-	247	247		4	4	62
	Secondary	8	-	6,815	6,815	3	197	200	34
	Higher Secondary	2	-	3,086	3,086	9	78	87	35
	Total		221	180	36,494	36,674	24	1,005	1,029
Mixed	Primary	779	45,696	18,949	64,645	1,858	33	1,891	34
	Middle	25	2,148	1,122	3,270	182	2	184	18
	Elementary	1	276	247	523	20	1	21	25
	Secondary	22	6,325	1,614	7,939	342	3	345	23
	Higher Secondary	2	1,199	1,607	2,806	33	19	52	54
	Total		829	55,644	23,539	79,183	2,435	58	2,493
Total	Primary	1,329	71,956	50,077	122,033	2,789	617	3,406	36
	Middle	62	4,152	4,088	8,240	298	156	454	18
	Elementary	3	276	494	770	20	5	25	31
	Secondary	37	11,895	8,651	20,546	536	201	737	28
	Higher Secondary	9	7,528	4,969	12,497	240	97	337	37
Grand Total		1,440	95,807	68,279	164,086	3,883	1,076	4,959	33

District : Jacobabad		Urban Area			Rural Area			Total Schools		
School Gender	School Level	Functional	Closed	Total	Functional	Closed	Total	Functional	Closed	Total
Boys	Primary	28	-	28	301	34	335	329	34	363
	Middle	4	-	4	11	-	11	15	-	15
	Elementary	-	-	-	-	-	-	-	-	-
	Secondary	3	-	3	4	-	4	7	-	7
	Higher Secondary	2	-	2	3	-	3	5	-	5
	Total		37	-	37	319	34	353	356	34
Girls	Primary	16	-	16	167	4	171	183	4	187
	Middle	3	-	3	18	1	19	21	1	22
	Elementary	-	-	-	2	-	2	2	-	2
	Secondary	4	-	4	4	-	4	8	-	8
	Higher Secondary	1	-	1	1	-	1	2	-	2
	Total		24	-	24	192	5	197	216	5
Mixed	Primary	23	-	23	726	30	756	749	30	779
	Middle	2	-	2	22	1	23	24	1	25
	Elementary	-	-	-	1	-	1	1	-	1
	Secondary	-	-	-	22	-	22	22	-	22
	Higher Secondary	1	-	1	1	-	1	2	-	2
	Total		26	-	26	772	31	803	798	31
Total	Primary	67	-	67	1,194	68	1,262	1,261	68	1,329
	Middle	9	-	9	51	2	53	60	2	62
	Elementary	-	-	-	3	-	3	3	-	3
	Secondary	7	-	7	30	-	30	37	-	37
	Higher Secondary	4	-	4	5	-	5	9	-	9
Grand Total		87	-	87	1,283	70	1,353	1,370	70	1,440

Note : Closed = Both Temporary (56) and Permanent (14) Closed Schools included

Schools : Medium and Shift wise
4

District : Jacobabad		Schools by Medium					Schools by Shift				Number of Branch Schools	
School Gender	School Level	Urdu	Sindhi	English	Mixed	Total	Morning	Afternoon	Both	Total		
Boys	Primary	5	357		1	363	362	1	-	363	-	
	Middle		15			15	15	-	-	15	-	
	Elementary					-				-	-	
	Secondary		6		1	7	7	-	-	7	-	
	Higher Secondary		5				5	5	-	-	5	-
	Total		5	383	-	2	390	389	1	-	390	-
Girls	Primary	2	184		1	187	179	8	-	187	-	
	Middle	1	20		1	22	21	1	-	22	-	
	Elementary		2			2	2	-	-	2	-	
	Secondary		4		4	8	8	-	-	8	-	
	Higher Secondary		1		1	2	2	-	-	2	-	
	Total		3	211	-	7	221	212	9	-	221	-
Mixed	Primary	1	775		3	779	776	3	-	779	-	
	Middle		25			25	25	-	-	25	-	
	Elementary		1			1	1	-	-	1	-	
	Secondary		22			22	22	-	-	22	-	
	Higher Secondary				2	2	2	-	-	2	-	
	Total		1	823	-	5	829	826	3	-	829	-
Total	Primary	8	1,316	-	5	1,329	1,317	12	-	1,329	-	
	Middle	1	60	-	1	62	61	1	-	62	-	
	Elementary	-	3	-	-	3	3	-	-	3	-	
	Secondary	-	32	-	5	37	37	-	-	37	-	
	Higher Secondary	-	6	-	3	9	9	-	-	9	-	
Grand Total		9	1,417	-	14	1,440	1,427	13	-	1,440	-	

Enrolment : Gender, Level and Class Stage wise
5

District : Jacobabad	Boys Enrolment Class Stages wise						Girls Enrolment Class Stages wise						Grand Total	
	School Level	Kachi	I to V	VI to VIII	IX to X	XI to XII	Total	Kachi	I to V	VI to VIII	IX to X	XI to XII		Total
Primary	14,963	56,993					71,956	13,291	36,784	2			50,077	122,033
Middle	341	1,945	1,686	180			4,152	620	1,082	2,386			4,088	8,240
Elementary	46	143	87				276	153	268	73			494	770
Secondary	259	1,409	6,190	3,916	121		11,895	1,040	2,709	2,981	1,908	13	8,651	20,546
Higher Secondary	105	311	2,587	2,241	2,284		7,528	355	1,106	1,552	989	967	4,969	12,497
Grand Total	15,714	60,801	10,550	6,337	2,405		95,807	15,459	41,949	6,994	2,897	980	68,279	164,086

Source: SEMIS Census 2014 - 2015

Sindh Education Management Information System (SEMIS)

Teachers : Level and Type of Post wise
6

District : Jacobabad		Teaching Staff by Type of Post										Grand Total
Teacher Gender	School Level	Govt. Regular	Govt. Contract	SMC	NCHD	ESRA / US Aid	UNICEF	Other Donor	Volunteer	Local Bodi (Reg/Con)	Not Provided	
Male	Primary	2,761	3	9	15	-	1	-	-	-	-	2,789
	Middle	290	7	-	-	-	1	-	-	-	-	298
	Elementary	20	-	-	-	-	-	-	-	-	-	20
	Secondary	522	14	-	-	-	-	-	-	-	-	536
	Higher Secondary	212	25	-	3	-	-	-	-	-	-	240
	Total	3,805	49	9	18	-	2	-	-	-	-	3,883
Female	Primary	617	-	-	-	-	-	-	-	-	-	617
	Middle	153	3	-	-	-	-	-	-	-	-	156
	Elementary	5	-	-	-	-	-	-	-	-	-	5
	Secondary	191	10	-	-	-	-	-	-	-	-	201
	Higher Secondary	93	4	-	-	-	-	-	-	-	-	97
	Total	1,059	17	-	-	-	-	-	-	-	-	1,076
Total	Primary	3,378	3	9	15	-	1	-	-	-	-	3,406
	Middle	443	10	-	-	-	1	-	-	-	-	454
	Elementary	25	-	-	-	-	-	-	-	-	-	25
	Secondary	713	24	-	-	-	-	-	-	-	-	737
	Higher Secondary	305	29	-	3	-	-	-	-	-	-	337
Grand Total		4,864	66	9	18	-	2	-	-	-	-	4,959

Teachers : Gender and Professional Training wise
7

District : Jacobabad		Teaching Staff by Professional Training wise							Grand
Teacher Gender	School Level	PTC	C.T	B. Ed	M. Ed	Other	Untrained	Not Provided	Total
Male	Primary	771	101	1,672	185	45	15	-	2,789
	Middle	21	40	143	69	24	1	-	298
	Elementary	2	-	16	-	2	-	-	20
	Secondary	16	18	162	284	50	6	-	536
	Higher Secondary	7	2	38	182	10	1	-	240
	Total		817	161	2,031	720	131	23	-
Female	Primary	216	31	315	51	3	1	-	617
	Middle	26	37	58	24	4	7	-	156
	Elementary			4	1	-	-	-	5
	Secondary	21	4	69	92	12	3	-	201
	Higher Secondary	7	3	40	42	5		-	97
	Total		270	75	486	210	24	11	-
Total	Primary	987	132	1,987	236	48	16	-	3,406
	Middle	47	77	201	93	28	8	-	454
	Elementary	2	-	20	1	2	-	-	25
	Secondary	37	22	231	376	62	9	-	737
	Higher Secondary	14	5	78	224	15	1	-	337
Grand Total		1,087	236	2,517	930	155	34	-	4,959

Schools Building Facilities : Gender and Level wise
8

District : Jacobabad		Schools by Building						Total Schools	Total Number of Classrooms
		Other Ownership	Govt. Ownership			Rental	Shelterless (No Build / No Info)		
			Satisfactory	Repairable	Dangerous				
School Gender	School Level								
Boys	Primary	10	41	155	51	1	105	363	594
	Middle	1	3	5	6	-	-	15	66
	Elementary								
	Secondary	-	-	5	2	-	-	7	65
	Higher Secondary	-	-	3	2	-	-	5	69
	Total		11	44	168	61	1	105	390
Girls	Primary	6	22	86	39	4	30	187	370
	Middle	-	5	10	6	-	1	22	96
	Elementary	-	-	2	-	-	-	2	4
	Secondary	-	1	3	4	-	-	8	106
	Higher Secondary	-	1	1	-	-	-	2	30
	Total		6	29	102	49	4	31	221
Mixed	Primary	17	67	316	149	13	217	779	1,097
	Middle	2	-	13	10	-	-	25	110
	Elementary	-	-	1	-	-	-	1	10
	Secondary	-	4	10	8	-	-	22	152
	Higher Secondary	-	1	1	-	-	-	2	28
	Total		19	72	341	167	13	217	829
Total	Primary	33	130	557	239	18	352	1,329	2,061
	Middle	3	8	28	22	-	1	62	272
	Elementary	-	-	3	-	-	-	3	14
	Secondary	-	5	18	14	-	-	37	323
	Higher Secondary	-	2	5	2	-	-	9	127
	Grand Total		36	145	611	277	18	353	1,440

Note : Closed Schools Included

Source: SEMIS Census 2014 - 2015

Schools with Basic Facilities : Gender and Level wise
9

District : Jacobabad			Schools having Basic Facilities					Schools having	
School Gender	School Level	Schools	Electricity	Toilets	Drinking Water	Boundary Wall	Play Ground	Library	Lab / Sci. Lab
Boys	Primary	363	128	189	131	179	2	-	-
	Middle	15	7	10	6	12	1	-	-
	Elementary								
	Secondary	7	7	5	3	6	2	2	4
	Higher Secondary	5	4	5	4	4	3	4	4
	Total	390	146	209	144	201	8	6	8
Girls	Primary	187	75	77	56	114	19	3	-
	Middle	22	12	6	4	16	-	-	-
	Elementary	2	2	1	1	2	-	-	-
	Secondary	8	6	8	6	8	3	-	2
	Higher Secondary	2	2	2	1	2	1	-	2
	Total	221	97	94	68	142	23	3	4
Mixed	Primary	779	272	309	284	293	17	-	-
	Middle	25	16	6	9	14	3	-	-
	Elementary	1	1	1	1	1	-	-	-
	Secondary	22	12	18	10	17	13	1	6
	Higher Secondary	2	2	2	2	2	1	1	1
	Total	829	303	336	306	327	34	2	7
Total	Primary	1,329	475	575	471	586	38	3	-
	Middle	62	35	22	19	42	4	-	-
	Elementary	3	3	2	2	3	-	-	-
	Secondary	37	25	31	19	31	18	3	12
	Higher Secondary	9	8	9	7	8	5	5	7
Grand Total		1,440	546	639	518	670	65	11	19
Without Facilities / No Info			894	801	922	770	1,375	1,429	1,421

Note : Closed Schools Included

Source: SEMIS Census 2014 - 2015

Sindh Education Management Information System (SEMIS)

Schools with Advance Facilities : Gender and Level wise
10

District : Jacobabad			Schools having / Received Facilities of			
School Gender	School Level	Schools	Functional SMC	Free Text Books	Construction Works	Campus Schools
Boys	Primary	363	291	337	9	-
	Middle	15	12	14	1	1
	Elementary					
	Secondary	7	7	7	-	1
	Higher Secondary	5	5	5	2	1
	Total	390	315	363	12	3
Girls	Primary	187	144	178	4	-
	Middle	22	10	19	-	5
	Elementary	2	2	1	-	-
	Secondary	8	8	8	-	5
	Higher Secondary	2	2	2	-	1
	Total	221	166	208	4	11
Mixed	Primary	779	718	752	32	1
	Middle	25	25	24	1	3
	Elementary	1	1	1	-	-
	Secondary	22	22	22	2	5
	Higher Secondary	2	2	2	-	-
	Total	829	768	801	35	9
Total	Primary	1,329	1,153	1,267	45	1
	Middle	62	47	57	2	9
	Elementary	3	3	2	-	-
	Secondary	37	37	37	2	11
	Higher Secondary	9	9	9	2	2
Grand Total		1,440	1,249	1,372	51	23

Without Facilities / No Info		191	68	1,389	1,417
------------------------------	--	-----	----	-------	-------

SMC = School Management Committee

Note : Closed Schools Included

Source: SEMIS Census 2014 - 2015

Sindh Education Management Information System (SEMIS)

District : Jacobabad

School Gender	School Level	Student Chairs	Student Desks	Black Boards	Teachers Tables	Teachers Chairs	Fans	Computers
Boys	Primary	447	3,620	517	498	990	621	2
	Middle	10	374	57	35	96	91	-
	Elementary							
	Secondary	185	1,387	117	174	356	335	62
	Higher Secondary	554	917	107	76	294	208	74
	Total		1,196	6,298	798	783	1,736	1,255
Girls	Primary	597	2,463	346	290	562	305	12
	Middle	41	585	68	62	110	58	-
	Elementary	40	40	6	3	5	3	-
	Secondary	258	1,157	133	149	267	238	68
	Higher Secondary	70	250	34	25	79	80	57
	Total		1,006	4,495	587	529	1,023	684
Mixed	Primary	1,405	6,429	1,028	921	1,977	751	25
	Middle	94	569	80	57	198	85	-
	Elementary	15	28	8	9	18	24	-
	Secondary	518	1,421	165	145	459	224	28
	Higher Secondary	110	310	27	10	45	92	22
	Total		2,142	8,757	1,308	1,142	2,697	1,176
Total	Primary	2,449	12,512	1,891	1,709	3,529	1,677	39
	Middle	145	1,528	205	154	404	234	-
	Elementary	55	68	14	12	23	27	-
	Secondary	961	3,965	415	468	1,082	797	158
	Higher Secondary	734	1,477	168	111	418	380	153
Grand Total		4,344	19,550	2,693	2,454	5,456	3,115	350

District : Jacobabad	No. of Schools				Enrolment			Teachers			School Status	
Taluka Name	Boys	Girls	Mixed	Total	Boys	Girls	Total	Male	Female	Total	Functional	Closed
Garhi Khairo	124	49	204	377	24,999	14,925	39,924	958	235	1,193	363	14
Jacobabad	250	60	67	377	29,547	24,128	53,675	1,261	490	1,751	340	37
Thull	16	112	558	686	41,261	29,226	70,487	1,664	351	2,015	667	19
District Total	390	221	829	1,440	95,807	68,279	164,086	3,883	1,076	4,959	1,370	70

Source: SEMIS Census 2014 - 2015

Sindh Education Management Information System (SEMIS)