

SINDH Education Management Information System (SEMIS)

District Education Profile

Ghotki

2014 - 15



REFORM SUPPORT UNIT

Education and Literacy Department

Government of Sindh, Karachi

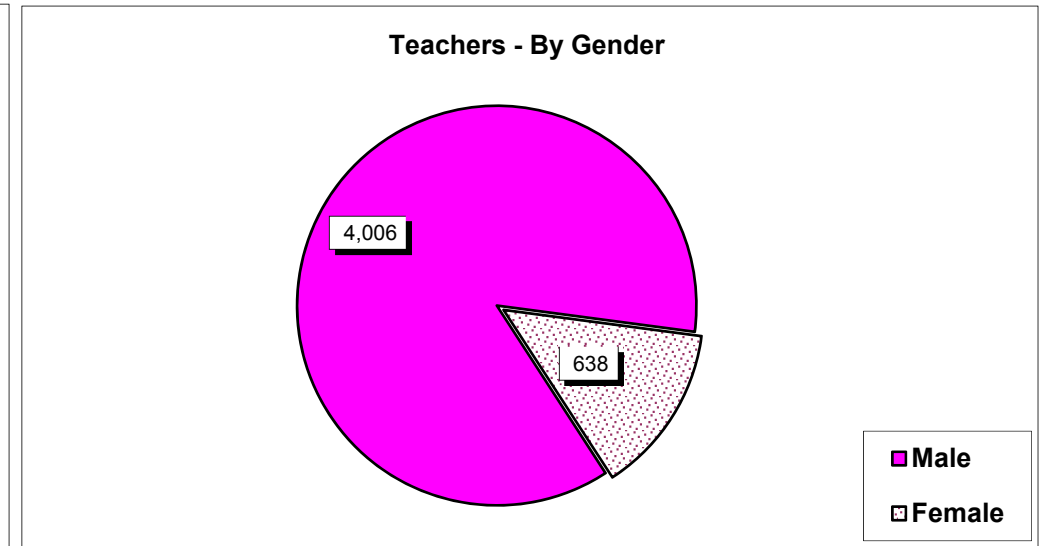
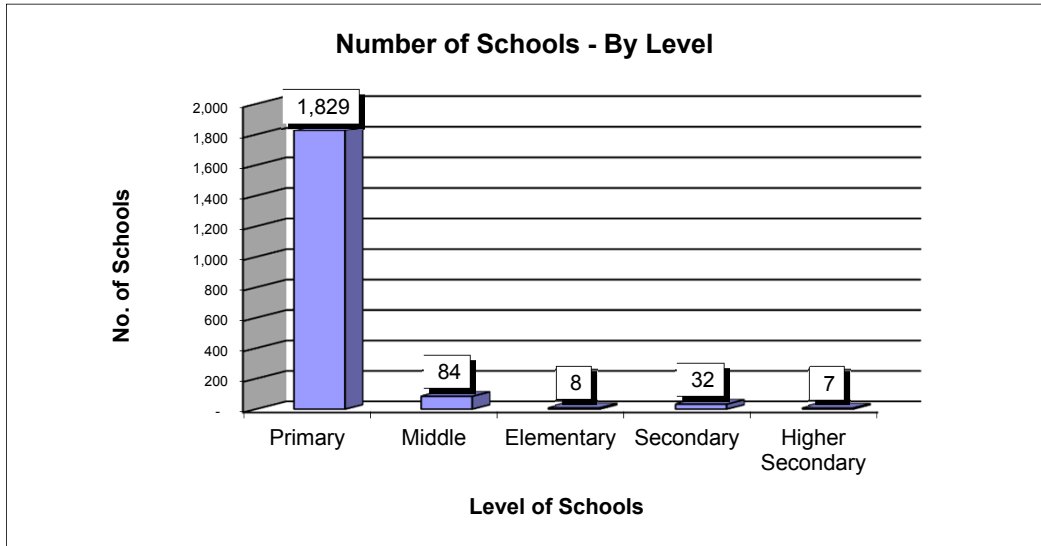
TABLE OF CONTENTS

District Ghotki

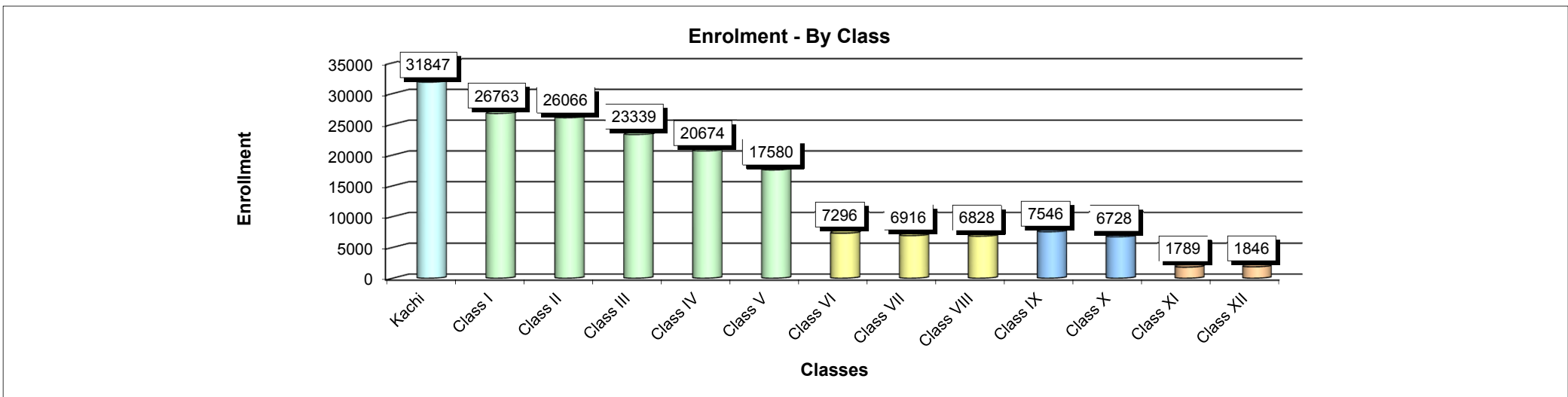
TOPICS		Page No
Graph	- Basic Education Summary	1
Summary	- Schools, Enrolment and Teachers by Gender and level wise.	2
Schools	- Gender, Level and Status wise.	3
	- Medium and Shift wise.	4
Enrolment	- Gender, Level and Classes stage wise.	5
Teachers	- Gender, Level and Type of Post wise	6
	- Gender, Level and Professional Training wise.	7
Buildings	- School Buildings Status Gender and Level wise.	8
Facilities	- Schools having Basic Facilities.	9
	- Schools having Advance Facilities.	10
	- Classroom Facilities Gender and level wise.	11
Taluka Summary	- Number of Schools, Enrolment , Teachers and School status	12

Total Schools : 1,960

Total Teachers 4,644



Total Enrollment : 185,218



Basic Ratio ---- Students per Teachers : 40

Students per School : 94

Students per Classroom : 47

Teachers per School : 2

District : Ghotki		No. of Schools	Enrolment			Teachers			Student per Teacher Ratio
School Gender	School Level	Total	Boys	Girls	Total	Male	Female	Total	
Boys	Primary	754	42,946	10,516	53,462	1,234	1	1,235	43
	Middle	19	1,559	698	2,257	71	11	82	28
	Elementary	1	238	23	261	4		4	65
	Secondary	13	8,496	918	9,414	294	5	299	31
	Higher Secondary				-			-	-
	Total		787	53,239	12,155	65,394	1,603	17	1,620
Girls	Primary	218	699	12,397	13,096	21	416	437	30
	Middle	21	-	1,244	1,244	1	36	37	34
	Elementary	1	-	259	259		16	16	16
	Secondary	3	430	2,713	3,143	13	46	59	53
	Higher Secondary	2	2,049	2,125	4,174	94	54	148	28
	Total		245	3,178	18,738	21,916	129	568	697
Mixed	Primary	857	53,160	19,232	72,392	1,647	25	1,672	43
	Middle	44	3,904	1,584	5,488	174	6	180	30
	Elementary	6	857	329	1,186	16		16	74
	Secondary	16	7,504	2,038	9,542	255	11	266	36
	Higher Secondary	5	7,676	1,624	9,300	182	11	193	48
	Total		928	73,101	24,807	97,908	2,274	53	2,327
Total	Primary	1,829	96,805	42,145	138,950	2,902	442	3,344	42
	Middle	84	5,463	3,526	8,989	246	53	299	30
	Elementary	8	1,095	611	1,706	20	16	36	47
	Secondary	32	16,430	5,669	22,099	562	62	624	35
	Higher Secondary	7	9,725	3,749	13,474	276	65	341	40
Grand Total		1,960	129,518	55,700	185,218	4,006	638	4,644	40

Schools : Gender, Level, Location and Status wise
3

District : Ghotki		Urban Area			Rural Area			Total Schools		
School Gender	School Level	Functional	Closed	Total	Functional	Closed	Total	Functional	Closed	Total
Boys	Primary	17	2	19	644	91	735	661	93	754
	Middle	1		1	16	2	18	17	2	19
	Elementary			-	1		1	1	-	1
	Secondary	3		3	10		10	13	-	13
	Higher Secondary			-			-	-	-	-
	Total		21	2	23	671	93	764	692	95
Girls	Primary	18	2	20	155	43	198	173	45	218
	Middle	2		2	15	4	19	17	4	21
	Elementary	1		1			-	1	-	1
	Secondary	2		2	1		1	3	-	3
	Higher Secondary	1		1	1		1	2	-	2
	Total		24	2	26	172	47	219	196	49
Mixed	Primary	43	2	45	770	42	812	813	44	857
	Middle	1		1	43		43	44	-	44
	Elementary			-	6		6	6	-	6
	Secondary	1		1	15		15	16	-	16
	Higher Secondary	1		1	4		4	5	-	5
	Total		46	2	48	838	42	880	884	44
Total	Primary	78	6	84	1,569	176	1,745	1,647	182	1,829
	Middle	4	-	4	74	6	80	78	6	84
	Elementary	1	-	1	7	-	7	8	-	8
	Secondary	6	-	6	26	-	26	32	-	32
	Higher Secondary	2	-	2	5	-	5	7	-	7
Grand Total		91	6	97	1,681	182	1,863	1,772	188	1,960

Note : Closed = Both Temporary (128) and Permanent (60) Closed Schools included

Schools : Medium and Shift wise
4

District : Ghotki		Schools by Medium					Schools by Shift				Number of Branch Schools
School Gender	School Level	Urdu	Sindhi	English	Mixed	Total	Morning	Afternoon	Both	Total	
Boys	Primary	3	737	8	6	754	754	-	-	754	-
	Middle		16		3	19	19	-	-	19	-
	Elementary		1			1	1	-	-	1	-
	Secondary		8		5	13	13	-	-	13	-
	Higher Secondary						-			-	-
	Total		3	762	8	14	787	787	-	-	787
Girls	Primary	6	196		16	218	217	1	-	218	-
	Middle		18		3	21	21	-	-	21	-
	Elementary				1	1	1	-	-	1	-
	Secondary		1		2	3	3	-	-	3	-
	Higher Secondary				2	2	2	-	-	2	-
	Total		6	215	-	24	245	244	1	-	245
Mixed	Primary	3	812	18	24	857	857	-	-	857	-
	Middle		42		2	44	44	-	-	44	-
	Elementary		6			6	6	-	-	6	-
	Secondary		12	1	3	16	16	-	-	16	-
	Higher Secondary		1		4	5	5	-	-	5	-
	Total		3	873	19	33	928	928	-	-	928
Total	Primary	12	1,745	26	46	1,829	1,828	1	-	1,829	-
	Middle	-	76	-	8	84	84	-	-	84	-
	Elementary	-	7	-	1	8	8	-	-	8	-
	Secondary	-	21	1	10	32	32	-	-	32	-
	Higher Secondary	-	1	-	6	7	7	-	-	7	-
Grand Total		12	1,850	27	71	1,960	1,959	1	-	1,960	-

Enrolment : Gender, Level and Class Stage wise
5

District : Ghotki	Boys Enrolment Class Stages wise						Girls Enrolment Class Stages wise						Grand Total		
	School Level	Kachi	I to V	VI to VIII	IX to X	XI to XII	Total	Kachi	I to V	VI to VIII	IX to X	XI to XII		Total	
Primary	20,197	76,464	144				96,805	10,166	31,890	89				42,145	138,950
Middle	168	781	4,111	403			5,463	135	538	2,635	218			3,526	8,989
Elementary	249	526	320				1,095	90	354	167				611	1,706
Secondary	399	1,888	6,975	7,168			16,430	268	1,178	2,200	2,023			5,669	22,099
Higher Secondary	120	575	3,203	3,319	2,508		9,725	55	228	1,196	1,143	1,127		3,749	13,474
Grand Total	21,133	80,234	14,753	10,890	2,508		129,518	10,714	34,188	6,287	3,384	1,127		55,700	185,218

Source: SEMIS Census 2014 - 2015

Sindh Education Management Information System (SEMIS)

Teachers : Level and Type of Post wise
6

District : Ghotki		Teaching Staff by Type of Post										Grand Total
Teacher Gender	School Level	Govt. Regular	Govt. Contract	SMC	NCHD	ESRA / US Aid	UNICEF	Other Donor	Volunteer	Local Bodi (Reg/Con)	Not Provided	
Male	Primary	2,574	21		168	1		36	91	7	4	2,902
	Middle	226	12			1		2	5	-		246
	Elementary	19	1							-		20
	Secondary	507	54					1		-		562
	Higher Secondary	234	36					2	2	2		276
	Total	3,560	124	-	168	2	-	41	98	-	4	4,006
Female	Primary	374	6	1	42			3	13	2	1	442
	Middle	43	5					3	2	-		53
	Elementary	16								-		16
	Secondary	59	1		1			1		-		62
	Higher Secondary	65								-		65
	Total	557	12	1	43	-	-	7	15	2	-	638
Total	Primary	2,948	27	1	210	1	-	39	104	9	5	3,344
	Middle	269	17	-	-	1	-	5	7	-	-	299
	Elementary	35	1	-	-	-	-	-	-	-	-	36
	Secondary	566	55	-	1	-	-	2	-	-	-	624
	Higher Secondary	299	36	-	-	-	-	2	2	2	-	341
Grand Total		4,117	136	1	211	2	-	48	113	11	5	4,644

Teachers : Gender and Professional Training wise
7

District : Ghotki		Teaching Staff by Professional Training wise							Grand
Teacher Gender	School Level	PTC	C.T	B. Ed	M. Ed	Other	Untrained	Not Provided	Total
Male	Primary	1,132	213	987	254	192	124		2,902
	Middle	46	9	86	74	28	3		246
	Elementary	5	1	6	6	1	1		20
	Secondary	19	17	131	296	99			562
	Higher Secondary	9	3	58	164	33	9		276
	Total		1,211	243	1,268	794	353	137	-
Female	Primary	155	12	151	65	22	37		442
	Middle	8	5	10	17	9	4		53
	Elementary	6		6	3		1		16
	Secondary	8		4	44	2	4		62
	Higher Secondary	1		2	57	1	4		65
	Total		178	17	173	186	34	50	-
Total	Primary	1,287	225	1,138	319	214	161	-	3,344
	Middle	54	14	96	91	37	7	-	299
	Elementary	11	1	12	9	1	2	-	36
	Secondary	27	17	135	340	101	4	-	624
	Higher Secondary	10	3	60	221	34	13	-	341
Grand Total		1,389	260	1,441	980	387	187	-	4,644

Schools Building Facilities : Gender and Level wise
8

District : Ghotki		Schools by Building					Total Schools	Total Number of Classrooms	
		Other Ownership	Govt. Ownership			Rental			Shelterless (No Build / No Info)
			Satisfactory	Repairable	Dangerous				
School Gender	School Level								
Boys	Primary	1	203	264	77	1	208	754	1,212
	Middle	-	3	7	3	-	6	19	80
	Elementary	-	-	1	-	-	-	1	5
	Secondary	-	2	7	4	-	-	13	170
	Higher Secondary	-	-	-	-	-	-	-	-
	Total	1	208	279	84	1	214	787	1,467
Girls	Primary	-	56	81	39	1	41	218	413
	Middle	-	6	10	1	-	4	21	57
	Elementary	-	1	-	-	-	-	1	9
	Secondary	-	-	2	1	-	-	3	32
	Higher Secondary	-	-	2	-	-	-	2	100
	Total	-	63	95	41	1	45	245	611
Mixed	Primary	-	-	-	-	-	-	-	-
	Middle	7	212	281	104	1	252	857	1,398
	Elementary	1	14	14	6	-	9	44	167
	Secondary	-	2	3	1	-	-	6	27
	Higher Secondary	-	-	12	4	-	-	16	151
	Total	-	1	3	1	-	-	5	114
Total	Primary	1	259	345	116	2	249	972	1,625
	Middle	7	221	298	108	1	262	897	1,535
	Elementary	1	15	15	6	-	9	46	181
	Secondary	-	4	12	6	-	-	22	229
	Higher Secondary	-	-	14	4	-	-	18	251
Grand Total		9	499	684	240	3	520	1,955	3,821

Note : Closed Schools Included

Source: SEMIS Census 2014 - 2015

Schools with Basic Facilities : Gender and Level wise
9

District : Ghotki			Schools having Basic Facilities					Schools having	
School Gender	School Level	Schools	Electricity	Toilets	Drinking Water	Boundary Wall	Play Ground	Library	Lab / Sci. Lab
Boys	Primary	754	155	373	527	425	186	2	-
	Middle	19	8	10	15	11	7	-	-
	Elementary	1	-	1	1	1	1	-	-
	Secondary	13	12	13	13	11	9	7	5
	Higher Secondary								
	Total	787	175	397	556	448	203	9	5
Girls	Primary	218	54	143	160	150	19	-	-
	Middle	21	7	15	17	17	4	-	-
	Elementary	1	1	1	1	1	-	-	-
	Secondary	3	3	3	3	1	2	1	-
	Higher Secondary	2	2	2	2	2	-	1	2
	Total	245	67	164	183	171	25	2	2
Mixed	Primary	857	140	395	657	430	226	2	-
	Middle	44	17	25	37	29	15	1	-
	Elementary	6	3	5	6	4	2	-	-
	Secondary	16	14	16	15	14	8	5	5
	Higher Secondary	5	5	5	5	5	5	4	5
	Total	928	179	446	720	482	256	12	10
Total	Primary	1,829	349	911	1,344	1,005	431	4	-
	Middle	84	32	50	69	57	26	1	-
	Elementary	8	4	7	8	6	3	-	-
	Secondary	32	29	32	31	26	19	13	10
	Higher Secondary	7	7	7	7	7	5	5	7
Grand Total		1,960	421	1,007	1,459	1,101	484	23	17
Without Facilities / No Info			1,539	953	501	859	1,476	1,937	1,943

Note : Closed Schools Included

Source: SEMIS Census 2014 - 2015

Sindh Education Management Information System (SEMIS)

Schools with Advance Facilities : Gender and Level wise
10

District : Ghotki			Schools having / Received Facilities of			
School Gender	School Level	Schools	Functional SMC	Free Text Books	Construction Works	Campus Schools
Boys	Primary	754	643	657	56	-
	Middle	19	15	16	2	3
	Elementary	1	1	1	-	-
	Secondary	13	13	13	1	4
	Higher Secondary					
	Total	787	672	687	59	7
Girls	Primary	218	173	172	13	-
	Middle	21	16	16	2	1
	Elementary	1	1	1	1	-
	Secondary	3	3	3	-	1
	Higher Secondary	2	2	2	-	1
	Total	245	195	194	16	3
Mixed	Primary	857	768	822	24	-
	Middle	44	38	43	3	4
	Elementary	6	6	6	2	-
	Secondary	16	16	15	5	6
	Higher Secondary	5	5	5	2	1
	Total	928	833	891	36	11
Total	Primary	1,829	1,584	1,651	93	-
	Middle	84	69	75	7	8
	Elementary	8	8	8	3	-
	Secondary	32	32	31	6	11
	Higher Secondary	7	7	7	2	2
Grand Total		1,960	1,700	1,772	111	21

Without Facilities / No Info	260	188	1,849	1,939
------------------------------	-----	-----	-------	-------

SMC = School Management Committee

Note : Closed Schools Included

Source: SEMIS Census 2014 - 2015

Sindh Education Management Information System (SEMIS)

District : Ghotki

School Gender	School Level	Student Chairs	Student Desks	Black Boards	Teachers Tables	Teachers Chairs	Fans	Computers
Boys	Primary	447	9,060	976	1,212	2,495	1,502	11
	Middle	60	741	74	82	210	188	2
	Elementary	-	56	5	5	18	12	-
	Secondary	688	2,596	209	225	579	683	141
	Higher Secondary							
	Total	1,195	12,453	1,264	1,524	3,302	2,385	154
Girls	Primary	131	3,416	389	400	851	562	2
	Middle	-	593	49	69	162	131	-
	Elementary	-	60	5	14	22	14	1
	Secondary	40	529	42	32	44	84	22
	Higher Secondary	550	1,910	81	42	237	297	90
	Total	721	6,508	566	557	1,316	1,088	115
Mixed	Primary	585	10,869	1,185	1,478	3,278	1,719	33
	Middle	259	1,673	142	149	442	258	2
	Elementary	72	179	19	22	46	30	17
	Secondary	396	1,866	166	220	504	483	293
	Higher Secondary	630	1,717	151	131	344	416	141
	Total	1,942	16,304	1,663	2,000	4,614	2,906	486
Total	Primary	1,163	23,345	2,550	3,090	6,624	3,783	46
	Middle	319	3,007	265	300	814	577	4
	Elementary	72	295	29	41	86	56	18
	Secondary	1,124	4,991	417	477	1,127	1,250	456
	Higher Secondary	1,180	3,627	232	173	581	713	231
Grand Total		3,858	35,265	3,493	4,081	9,232	6,379	755

District : Ghotki	No. of Schools				Enrolment			Teachers			School Status	
Taluka Name	Boys	Girls	Mixed	Total	Boys	Girls	Total	Male	Female	Total	Functional	Closed
Ghotki	164	76	251	491	39,911	19,323	59,234	1,250	236	1,486	465	26
Mirpur Mathelo	165	56	254	475	26,537	11,431	37,968	1,129	136	1,265	433	42
Ubauro	140	50	196	386	29,971	11,033	41,004	668	103	771	350	36
Khan Garh	110	22	60	192	11,680	5,350	17,030	373	43	416	178	14
Daharki	208	41	167	416	21,419	8,563	29,982	586	120	706	346	70
District Total	787	245	928	1,960	129,518	55,700	185,218	4,006	638	4,644	1,772	188

Source: SEMIS Census 2014 - 2015

Sindh Education Management Information System (SEMIS)