

SINDH Education Management Information System (SEMIS)



District Education Profile
East Karachi
2014 - 15



REFORM SUPPORT UNIT

Education and Literacy Department

Government of Sindh, Karachi

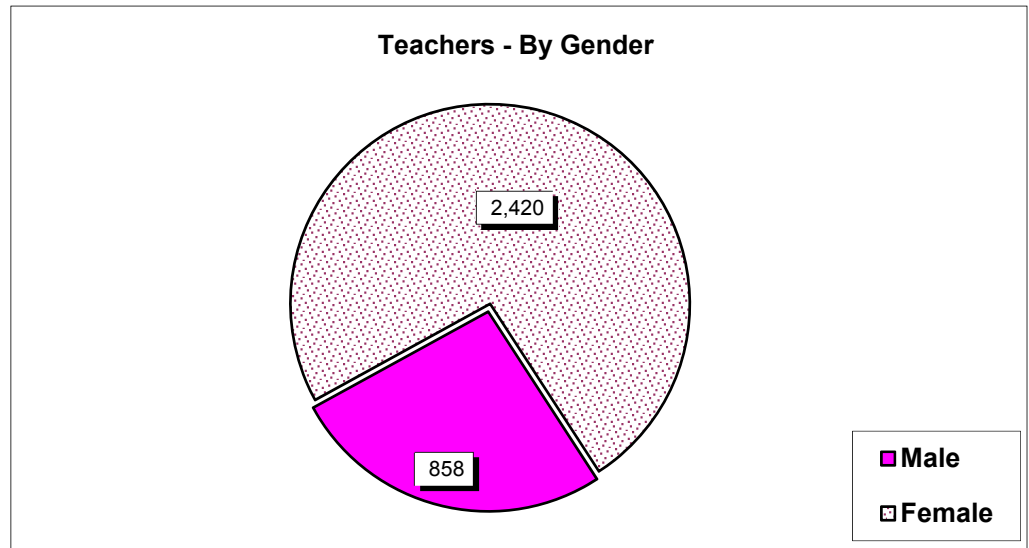
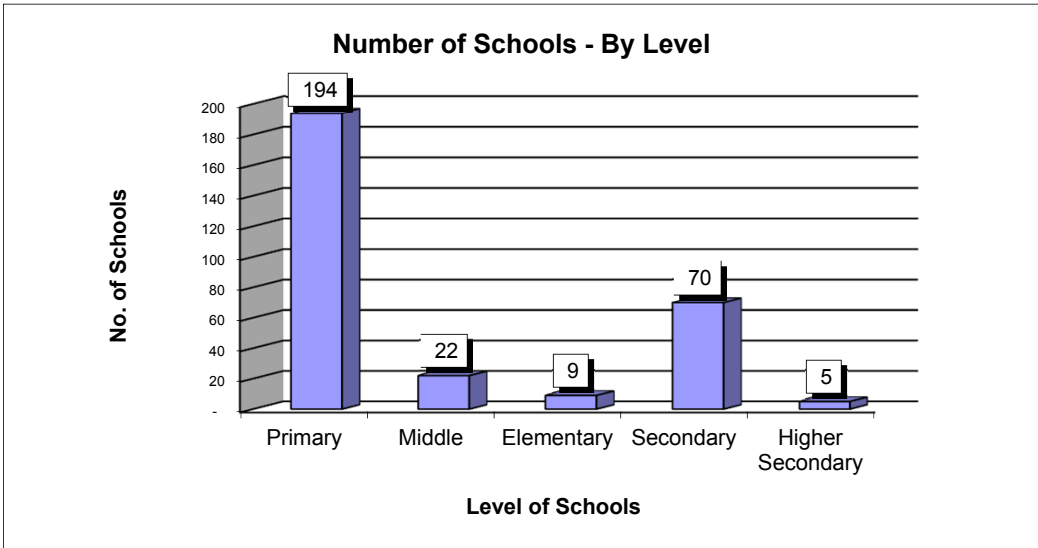
TABLE OF CONTENTS

District East Karachi

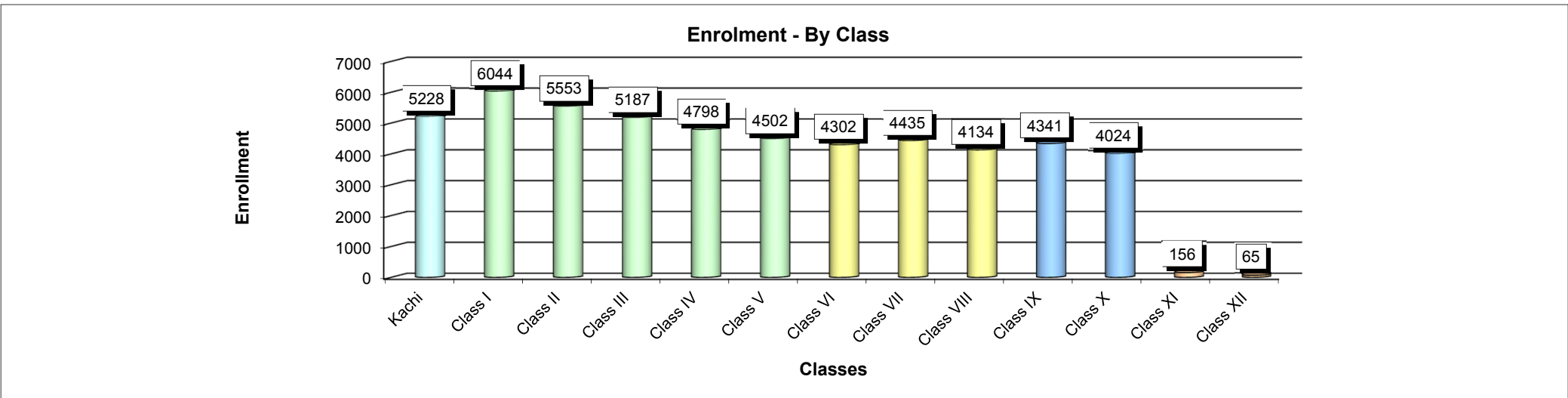
TOPICS		Page No
Graph	- Basic Education Summary	1
Summary	- Schools, Enrolment and Teachers by Gender and level wise.	2
Schools	- Gender, Level and Status wise.	3
	- Medium and Shift wise.	4
Enrolment	- Gender, Level and Classes stage wise.	5
Teachers	- Gender, Level and Type of Post wise	6
	- Gender, Level and Professional Training wise.	7
Buildings	- School Buildings Status Gender and Level wise.	8
Facilities	- Schools having Basic Facilities.	9
	- Schools having Advance Facilities.	10
	- Classroom Facilities Gender and level wise.	11
Taluka Summary	- Number of Schools, Enrolment , Teachers and School status	12

Total Schools : 300

Total Teachers 3,278



Total Enrollment : 52,769



Basic Ratio ---- Students per Teachers : 16

Students per School : 176

Students per Classroom : 22

Teachers per School : 11

District : East Karachi		No. of Schools	Enrolment			Teachers			Student per Teacher Ratio
School Gender	School Level	Total	Boys	Girls	Total	Male	Female	Total	
Boys	Primary	48	2,881	1,041	3,922	97	137	234	17
	Middle	10	543	14	557	31	27	58	10
	Elementary	2	244	-	244	6	3	9	27
	Secondary	28	6,495	1,592	8,087	224	388	612	13
	Higher Secondary				-			-	-
	Total		88	10,163	2,647	12,810	358	555	913
Girls	Primary	26	660	4,657	5,317	6	225	231	23
	Middle	4	-	329	329		30	30	11
	Elementary	5	-	719	719	2	39	41	18
	Secondary	32	2,488	10,318	12,806	49	644	693	18
	Higher Secondary	3	893	1,826	2,719	46	188	234	12
	Total		70	4,041	17,849	21,890	103	1,126	1,229
Mixed	Primary	120	7,154	6,921	14,075	254	545	799	18
	Middle	8	232	98	330	24	21	45	7
	Elementary	2	50	28	78	5	7	12	7
	Secondary	10	1,382	1,263	2,645	100	109	209	13
	Higher Secondary	2	198	743	941	14	57	71	13
	Total		142	9,016	9,053	18,069	397	739	1,136
Total	Primary	194	10,695	12,619	23,314	357	907	1,264	18
	Middle	22	775	441	1,216	55	78	133	9
	Elementary	9	294	747	1,041	13	49	62	17
	Secondary	70	10,365	13,173	23,538	373	1,141	1,514	16
	Higher Secondary	5	1,091	2,569	3,660	60	245	305	12
Grand Total		300	23,220	29,549	52,769	858	2,420	3,278	16

Schools : Gender, Level, Location and Status wise
3

District : East Karachi		Urban Area			Rural Area			Total Schools		
School Gender	School Level	Functional	Closed	Total	Functional	Closed	Total	Functional	Closed	Total
Boys	Primary	43	5	48			-	43	5	48
	Middle	8	1	9	1		1	9	1	10
	Elementary	2		2			-	2	-	2
	Secondary	28		28			-	28	-	28
	Higher Secondary			-			-	-	-	-
	Total		81	6	87	1	-	1	82	6
Girls	Primary	26		26			-	26	-	26
	Middle	3		3	1		1	4	-	4
	Elementary	5		5			-	5	-	5
	Secondary	32		32			-	32	-	32
	Higher Secondary	3		3			-	3	-	3
	Total		69	-	69	1	-	1	70	-
Mixed	Primary	114		114	6		6	120	-	120
	Middle	8		8			-	8	-	8
	Elementary	2		2			-	2	-	2
	Secondary	10		10			-	10	-	10
	Higher Secondary	2		2			-	2	-	2
	Total		136	-	136	6	-	6	142	-
Total	Primary	183	5	188	6	-	6	189	5	194
	Middle	19	1	20	2	-	2	21	1	22
	Elementary	9	-	9	-	-	-	9	-	9
	Secondary	70	-	70	-	-	-	70	-	70
	Higher Secondary	5	-	5	-	-	-	5	-	5
Grand Total		286	6	292	8	-	8	294	6	300

Note : Closed = Both Temporary (36) and Permanent (02) Closed Schools included

District : East Karachi		Schools by Medium					Schools by Shift				Number of Branch Schools
School Gender	School Level	Urdu	Sindhi	English	Mixed	Total	Morning	Afternoon	Both	Total	
Boys	Primary	43	3	1	1	48	17	31	-	48	-
	Middle	9	1			10	3	7	-	10	1
	Elementary	2				2	-	2	-	2	-
	Secondary	27	1			28	20	5	3	28	1
	Higher Secondary					-				-	-
	Total		81	5	1	1	88	40	45	3	88
Girls	Primary	24	2			26	23	3	-	26	-
	Middle	3	1			4	4	-	-	4	-
	Elementary	5				5	5	-	-	5	-
	Secondary	28	1		3	32	26	5	1	32	2
	Higher Secondary	2			1	3	2	-	1	3	-
	Total		62	4	-	4	70	60	8	2	70
Mixed	Primary	104	12	3	1	120	78	41	1	120	3
	Middle	6	1		1	8	4	4	-	8	-
	Elementary	2				2	-	2	-	2	-
	Secondary	5	1	4		10	6	2	2	10	-
	Higher Secondary	1			1	2	2	-	-	2	-
	Total		118	14	7	3	142	90	49	3	142
Total	Primary	171	17	4	2	194	118	75	1	194	3
	Middle	18	3	-	1	22	11	11	-	22	1
	Elementary	9	-	-	-	9	5	4	-	9	-
	Secondary	60	3	4	3	70	52	12	6	70	3
	Higher Secondary	3	-	-	2	5	4	-	1	5	-
Grand Total		261	23	8	8	300	190	102	8	300	7

Enrolment : Gender, Level and Class Stage wise
5

District : East Karachi	Boys Enrolment Class Stages wise						Girls Enrolment Class Stages wise						Grand Total	
	School Level	Kachi	I to V	VI to VIII	IX to X	XI to XII	Total	Kachi	I to V	VI to VIII	IX to X	XI to XII		Total
Primary	1,765	8,913	17				10,695	2,186	10,357	52	24		12,619	23,314
Middle			775				775			441			441	1,216
Elementary	20	178	96				294	114	471	162			747	1,041
Secondary	386	2,046	4,231	3,702			10,365	546	2,357	6,114	3,972	184	13,173	23,538
Higher Secondary	39	614	301	137			1,091	172	1,148	682	530	37	2,569	3,660
Grand Total	2,210	11,751	5,420	3,839	0		23,220	3,018	14,333	7,451	4,526	221	29,549	52,769

Source: SEMIS Census 2014 - 2015

Sindh Education Management Information System (SEMIS)

Teachers : Level and Type of Post wise
6

District : East Karachi		Teaching Staff by Type of Post										Grand Total
Teacher Gender	School Level	Govt. Regular	Govt. Contract	SMC	NCHD	ESRA / US Aid	UNICEF	Other Donor	Volunteer	Local Bodi (Reg/Con)	Not Provided	
Male	Primary	319	1	1			1	35				357
	Middle	51	3					1				55
	Elementary	7						6				13
	Secondary	356	4					7	6			373
	Higher Secondary	57					1	2				60
	Total	790	8	1	-	-	2	51	6	-	-	858
Female	Primary	739	5		1			162				907
	Middle	58	1					19				78
	Elementary	31	2					15	1			49
	Secondary	1,045	30	2	2		1	44	17			1,141
	Higher Secondary	243	1					1				245
	Total	2,116	39	2	3	-	1	241	18	-	-	2,420
Total	Primary	1,058	6	1	1	-	1	197	-	-	-	1,264
	Middle	109	4	-	-	-	-	20	-	-	-	133
	Elementary	38	2	-	-	-	-	21	1	-	-	62
	Secondary	1,401	34	2	2	-	1	51	23	-	-	1,514
	Higher Secondary	300	1	-	-	-	1	3	-	-	-	305
Grand Total		2,906	47	3	3	-	3	292	24	-	-	3,278

Teachers : Gender and Professional Training wise
7

District : East Karachi		Teaching Staff by Professional Training wise							Grand
Teacher Gender	School Level	PTC	C.T	B. Ed	M. Ed	Other	Untrained	Not Provided	Total
Male	Primary	7	162	77	81	22	3	5	357
	Middle		19	7	19	5	5		55
	Elementary	1	3	4	3	2			13
	Secondary	3	26	51	142	71	79	1	373
	Higher Secondary		8	9	26	9	7	1	60
	Total		11	218	148	271	109	94	7
Female	Primary	13	496	139	205	40	9	5	907
	Middle		10	18	34	13	3		78
	Elementary	1	32	5	9	2			49
	Secondary	7	119	139	643	174	54	5	1,141
	Higher Secondary	1	61	23	111	43	5	1	245
	Total		22	718	324	1,002	272	71	11
Total	Primary	20	658	216	286	62	12	10	1,264
	Middle	-	29	25	53	18	8	-	133
	Elementary	2	35	9	12	4	-	-	62
	Secondary	10	145	190	785	245	133	6	1,514
	Higher Secondary	1	69	32	137	52	12	2	305
Grand Total		33	936	472	1,273	381	165	18	3,278

Schools Building Facilities : Gender and Level wise
8

District : East Karachi		Schools by Building						Total Schools	Total Number of Classrooms
		Other Ownership	Govt. Ownership			Rental	Shelterless (No Build / No Info)		
			Satisfactory	Repairable	Dangerous				
School Gender	School Level								
Boys	Primary	1	20	10	4	12	1	48	243
	Middle	-	3	5	-	2	-	10	58
	Elementary	-	2	-	-	-	-	2	17
	Secondary	1	15	9	2	1	-	28	351
	Higher Secondary								
	Total		2	40	24	6	15	1	88
Girls	Primary	1	9	8	1	7	-	26	211
	Middle	-	2	1	1	-	-	4	18
	Elementary	-	4	1	-	-	-	5	37
	Secondary	1	19	8	2	2	-	32	475
	Higher Secondary	-	3	-	-	-	-	3	73
	Total		2	37	18	4	9	-	70
Mixed	Primary	5	49	41	15	5	5	120	639
	Middle	-	4	1	1	2	-	8	31
	Elementary	-	-	1	1	-	-	2	5
	Secondary	-	4	4	1	1	-	10	153
	Higher Secondary	-	2	-	-	-	-	2	41
	Total		5	59	47	18	8	5	142
Total	Primary	7	78	59	20	24	6	194	1,093
	Middle	-	9	7	2	4	-	22	107
	Elementary	-	6	2	1	-	-	9	59
	Secondary	2	38	21	5	4	-	70	979
	Higher Secondary	-	5	-	-	-	-	5	114
	Grand Total		9	136	89	28	32	6	300

Note : Closed Schools Included

Source: SEMIS Census 2014 - 2015

Schools with Basic Facilities : Gender and Level wise
9

District : East Karachi			Schools having Basic Facilities					Schools having	
School Gender	School Level	Schools	Electricity	Toilets	Drinking Water	Boundary Wall	Play Ground	Library	Lab / Sci. Lab
Boys	Primary	48	39	41	36	42	13	1	1
	Middle	10	9	9	7	9	3	-	-
	Elementary	2	2	2	2	2	1	-	-
	Secondary	28	25	28	26	26	14	7	21
	Higher Secondary								
	Total	88	75	80	71	79	31	8	22
Girls	Primary	26	24	19	24	24	10	1	-
	Middle	4	4	3	2	4	3	-	-
	Elementary	5	5	5	5	5	3	-	-
	Secondary	32	32	32	29	32	20	17	22
	Higher Secondary	3	3	3	3	3	3	1	3
	Total	70	68	62	63	68	39	19	25
Mixed	Primary	120	98	90	84	104	29	6	1
	Middle	8	7	7	6	7	1	-	-
	Elementary	2	2	2	1	2	-	-	-
	Secondary	10	7	10	8	10	6	5	7
	Higher Secondary	2	2	2	2	2	2	-	1
	Total	142	116	111	101	125	38	11	9
Total	Primary	194	161	150	144	170	52	8	2
	Middle	22	20	19	15	20	7	-	-
	Elementary	9	9	9	8	9	4	-	-
	Secondary	70	64	70	63	68	40	29	50
	Higher Secondary	5	5	5	5	5	5	1	4
Grand Total		300	259	253	235	272	108	38	56
Without Facilities / No Info			41	47	65	28	192	262	244

Note : Closed Schools Included

Source: SEMIS Census 2014 - 2015

Sindh Education Management Information System (SEMIS)

Schools with Advance Facilities : Gender and Level wise
10

District : East Karachi			Schools having / Received Facilities of			
School Gender	School Level	Schools	Functional SMC	Free Text Books	Construction Works	Campus Schools
Boys	Primary	48	40	44	3	-
	Middle	10	9	8	2	-
	Elementary	2	2	2	-	-
	Secondary	28	26	27	8	10
	Higher Secondary					
	Total	88	77	81	13	10
Girls	Primary	26	26	26	5	1
	Middle	4	4	3	1	-
	Elementary	5	5	5	1	-
	Secondary	32	32	32	9	10
	Higher Secondary	3	2	3	-	2
	Total	70	69	69	16	13
Mixed	Primary	120	103	116	16	1
	Middle	8	6	7	1	-
	Elementary	2	1	1	1	-
	Secondary	10	10	8	3	4
	Higher Secondary	2	2	2	1	1
	Total	142	122	134	22	6
Total	Primary	194	169	186	24	2
	Middle	22	19	18	4	-
	Elementary	9	8	8	2	-
	Secondary	70	68	67	20	24
	Higher Secondary	5	4	5	1	3
Grand Total		300	268	284	51	29

Without Facilities / No Info		32	16	249	271
------------------------------	--	----	----	-----	-----

SMC = School Management Committee

Note : Closed Schools Included

Source: SEMIS Census 2014 - 2015

Sindh Education Management Information System (SEMIS)

District : East Karachi

School Gender	School Level	Student Chairs	Student Desks	Black Boards	Teachers Tables	Teachers Chairs	Fans	Computers
Boys	Primary	360	2,717	256	172	451	351	5
	Middle	80	387	36	28	88	59	1
	Elementary	-	224	29	6	21	22	-
	Secondary	461	3,986	320	302	742	519	29
	Higher Secondary							
	Total		901	7,314	641	508	1,302	951
Girls	Primary	259	2,488	226	126	354	311	3
	Middle	34	149	11	12	25	27	-
	Elementary	20	438	48	26	69	56	-
	Secondary	2,248	7,643	623	803	1,700	1,312	295
	Higher Secondary	70	110	50	36	28	70	27
	Total		2,631	10,828	958	1,003	2,176	1,776
Mixed	Primary	1,709	6,106	803	508	960	992	25
	Middle	33	301	35	17	57	29	-
	Elementary	-	136	22	16	8	18	2
	Secondary	333	972	131	89	324	197	23
	Higher Secondary	69	349	42	38	141	58	2
	Total		2,144	7,864	1,033	668	1,490	1,294
Total	Primary	2,328	11,311	1,285	806	1,765	1,654	33
	Middle	147	837	82	57	170	115	1
	Elementary	20	798	99	48	98	96	2
	Secondary	3,042	12,601	1,074	1,194	2,766	2,028	347
	Higher Secondary	139	459	92	74	169	128	29
Grand Total		5,676	26,006	2,632	2,179	4,968	4,021	412

District : East Karachi	No. of Schools				Enrolment			Teachers			School Status	
Taluka Name	Boys	Girls	Mixed	Total	Boys	Girls	Total	Male	Female	Total	Functional	Closed
Jamshed Town	64	51	83	198	15,799	20,892	36,691	590	1,622	2,212	194	4
Gulshan-e-Iqbal T	24	19	59	102	7,421	8,657	16,078	268	798	1,066	100	2
District Total	88	70	142	300	23,220	29,549	52,769	858	2,420	3,278	294	6

Source: SEMIS Census 2014 - 2015

Sindh Education Management Information System (SEMIS)