SINDH Education Managment Information System (SEMIS)



District Education Profile

Badin

2014 - 15

REFORM SUPPORT UNIT

Education and Literacy Department

Government of Sindh, Karachi

TABLE OF CONTENTS

District Badin

TOPICS			Page No
Graph	-	Basic Education Summary	1
Summary	-	Schools, Enrolment and Teachers by Gender and level wise.	2
Schools	-	Gender, Level and Status wise.	3
	-	Medium and Shift wise.	4
Enrolment	-	Gender, Level and Classes stage wise.	5
Teachers	-	Gender, Level and Type of Post wise	6
	-	Gender, Level and Professional Training wise.	7
Buildings	-	School Buildings Status Gender and Level wise.	8
Facilities	-	Schools having Basic Facilities.	9
	-	Schools having Advance Facilities.	10
	-	Classroom Facilities Gender and level wise.	11
Taluka Summary	-	Number of Schools, Enrolment , Teachers and School status	12

Graphical Representation of Schools Enrolment (Census 2014 - 2015) District : Badin

Total Schools : 3,052

Total Teachers : 6,074

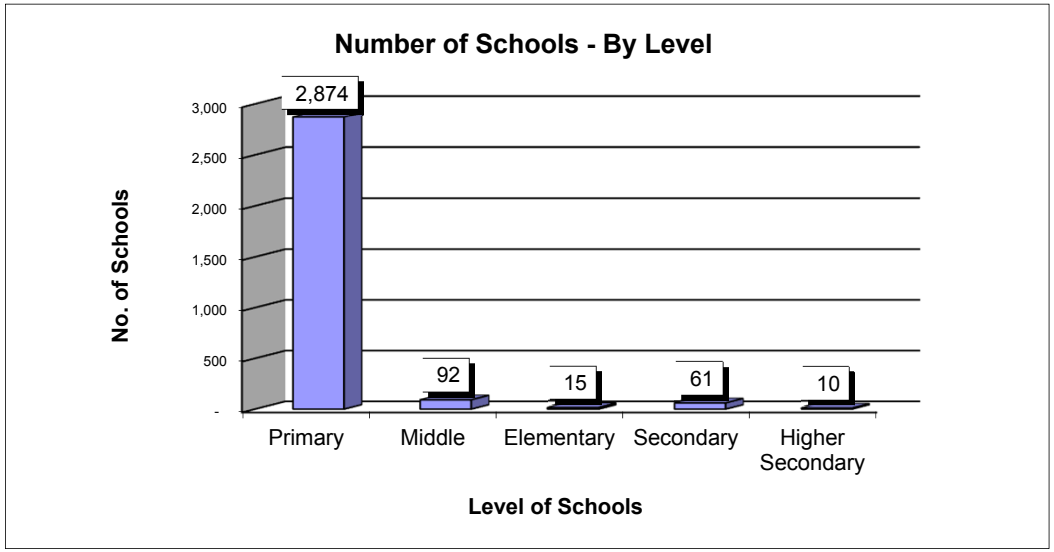

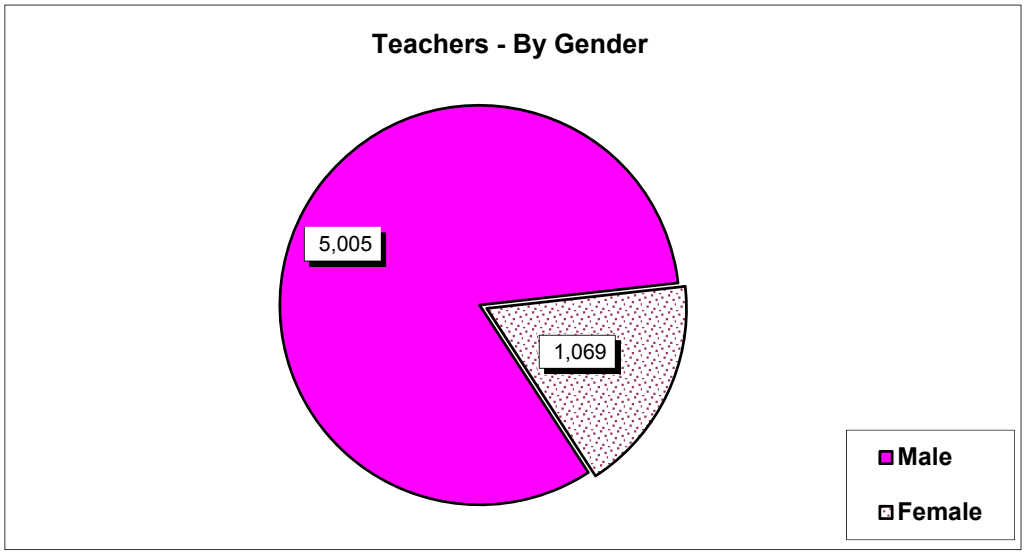

Total Enrollment : 184,614

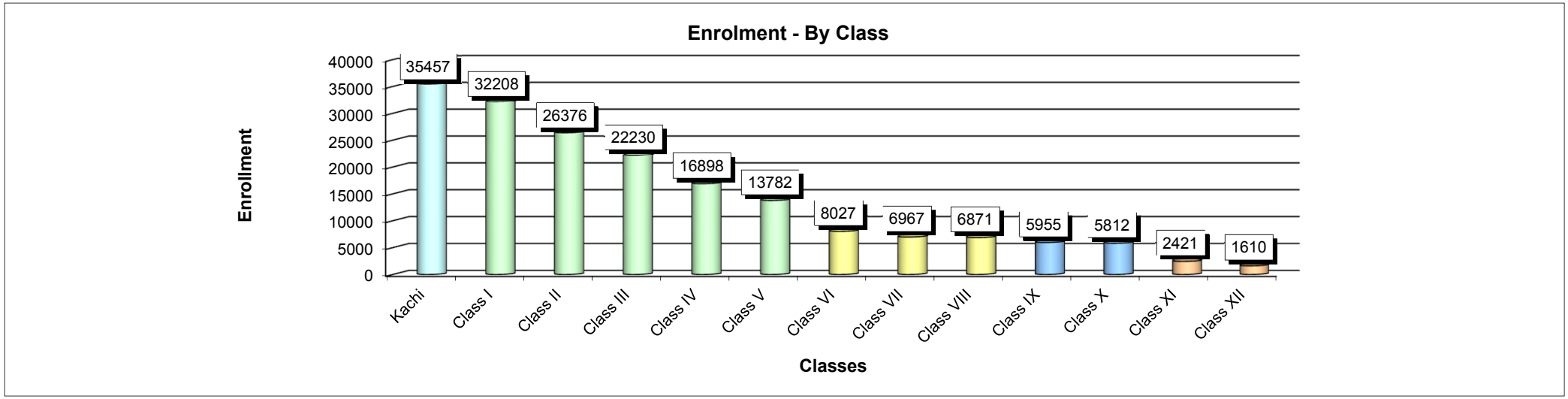

Basic Ratio ---- Students per Teachers : 30 Students per School : 60 Students per Classroom : 35 Teachers per School : 2

Source : SEMIS Census 2014 - 2015

Sindh Education Management Information System (SEMIS)

Summary: School Census 2014 - 15

District : Badin		No. of Schools	Enrolment			Teachers			Student per Teacher Ratio
School Gender	School Level	Total	Boys	Girls	Total	Male	Female	Total	
Boys	Primary	712	26,853	4,249	31,102	998	10	1,008	31
	Middle	29	860	274	1,134	64	3	67	17
	Elementary	2	358	116	474	12	1	13	36
	Secondary	48	19,647	4,339	23,986	810	61	871	28
	Higher Secondary	7	8,297	915	9,212	228	4	232	40
	Total	798	56,015	9,893	65,908	2,112	79	2,191	30
Girls	Primary	358	299	18,184	18,483	66	562	628	29
	Middle	21	604	1,362	1,966	31	51	82	24
	Elementary	2	-	300	300		5	5	60
	Secondary	12	410	5,499	5,909	18	202	220	27
	Higher Secondary	3	-	2,073	2,073	4	109	113	18
	Total	396	1,313	27,418	28,731	119	929	1,048	27
Mixed	Primary	1,804	59,614	25,421	85,035	2,588	48	2,636	32
	Middle	42	2,034	748	2,782	133	8	141	20
	Elementary	11	1,515	462	1,977	46	5	51	39
	Secondary	1	103	78	181	7		7	26
	Higher Secondary				-			-	-
	Total	1,858	63,266	26,709	89,975	2,774	61	2,835	32
Total	Primary	2,874	86,766	47,854	134,620	3,652	620	4,272	32
	Middle	92	3,498	2,384	5,882	228	62	290	20
	Elementary	15	1,873	878	2,751	58	11	69	40
	Secondary	61	20,160	9,916	30,076	835	263	1,098	27
	Higher Secondary	10	8,297	2,988	11,285	232	113	345	33
Grand Total		3,052	120,594	64,020	184,614	5,005	1,069	6,074	30

Source: SEMIS Census 2014 - 2015

Sindh Education Management Information System (SEMIS)

Schools : Gender, Level, Location and Status wise

District : Badin

School Gender	School Level	Urban Area			Rural Area			Total Schools		
		Functional	Closed	Total	Functional	Closed	Total	Functional	Closed	Total
Boys	Primary	14		14	592	106	698	606	106	712
	Middle	2		2	20	7	27	22	7	29
	Elementary			-	2		2	2	-	2
	Secondary	4		4	44		44	48	-	48
	Higher Secondary	1		1	6		6	7	-	7
	Total	21	-	21	664	113	777	685	113	798
Girls	Primary	12		12	285	61	346	297	61	358
	Middle	1		1	15	5	20	16	5	21
	Elementary			-	2		2	2	-	2
	Secondary	5		5	7		7	12	-	12
	Higher Secondary	1		1	2		2	3	-	3
	Total	19	-	19	311	66	377	330	66	396
Mixed	Primary	38		38	1,757	9	1,766	1,795	9	1,804
	Middle	2		2	40		40	42	-	42
	Elementary			-	11		11	11	-	11
	Secondary			-	1		1	1	-	1
	Higher Secondary			-			-	-	-	-
	Total	40	-	40	1,809	9	1,818	1,849	9	1,858
Total	Primary	64	-	64	2,634	176	2,810	2,698	176	2,874
	Middle	5	-	5	75	12	87	80	12	92
	Elementary	-	-	-	15	-	15	15	-	15
	Secondary	9	-	9	52	-	52	61	-	61
	Higher Secondary	2	-	2	8	-	8	10	-	10
Grand Total		80	-	80	2,784	188	2,972	2,864	188	3,052

Note : Closed = Both Temporary (131) and Permenant (57) Closed Schools included

Schools : Medium and Shift wise

4

District : Badin

School Gender	School Level	Schools by Medium					Schools by Shift				Number of Branch Schools
		Urdu	Sindhi	English	Mixed	Total	Morning	Afternoon	Both	Total	
Boys	Primary	11	647		54	712	712	-	-		-
	Middle	1	22		6	29	29	-	-		10
	Elementary		2			2	2	-	-		-
	Secondary		35		13	48	47	1	-		-
	Higher Secondary		2		5	7	7	-	-		-
	Total	12	708	-	78	798	797	1	-	-	10
Girls	Primary	22	294		42	358	356	2	-		-
	Middle		17		4	21	21	-	-		3
	Elementary	1			1	2	2	-	-		-
	Secondary		8	1	3	12	12	-	-		-
	Higher Secondary		1		2	3	3	-	-		-
	Total	23	320	1	52	396	394	2	-	-	3
Mixed	Primary	21	1,733		50	1,804	1,804	-	-		-
	Middle	1	39		2	42	42	-	-		10
	Elementary		9		2	11	11	-	-		1
	Secondary		1			1	1	-	-		-
	Higher Secondary					-					
	Total	22	1,782	-	54	1,858	1,858	-	-	-	11
Total	Primary	54	2,674	-	146	2,874	2,872	2	-	2,874	-
	Middle	2	78	-	12	92	92	-	-	92	23
	Elementary	1	11	-	3	15	15	-	-	15	1
	Secondary	-	44	1	16	61	60	1	-	61	-
	Higher Secondary	-	3	-	7	10	10	-	-	10	-
Grand Total		57	2,810	1	184	3,052	3,049	3	-	3,052	24

Enrolment : Gender, Level and Class Stage wise

District : Badin	Boys Enrolment Class Stages wise						Girls Enrolment Class Stages wise						Grand Total
School Level	Kachi	I to V	VI to VIII	IX to X	XI to XII	Total	Kachi	I to V	VI to VIII	IX to X	XI to XII	Total	
Primary	20,343	66,309	114			86,766	12,132	35,647	75			47,854	134,620
Middle	258	544	2,633	63		3,498	192	500	1,646	46		2,384	5,882
Elementary	270	1,037	566			1,873	167	459	252			878	2,751
Secondary	952	3,285	9,041	6,113	769	20,160	756	2,415	3,792	2,736	217	9,916	30,076
Higher Secondary	205	665	2,893	2,139	2,395	8,297	182	633	853	670	650	2,988	11,285
Grand Total	22,028	71,840	15,247	8,315	3,164	120,594	13,429	39,654	6,618	3,452	867	64,020	184,614

Source: SEMIS Census 2014 - 2015

Teachers : Level and Type of Post wise

District : Badin

Teacher Gender	School Level	Teaching Staff by Type of Post										Grand Total
		Govt. Regular	Govt. Contract	SMC	NCHD	ESRA / US Aid	UNICEF	Other Donor	Volunteer	Local Bodi (Reg/Con)	Not Provided	
Male	Primary	3,052	36	3	484	2	9	25	41			3,652
	Middle	190	28		1			5	4			228
	Elementary	51	2		3			2				58
	Secondary	702	75		9			46	3			835
	Higher Secondary	195	31					6				232
	Total	4,190	172	3	497	2	9	84	48	-	-	5,005
Female	Primary	439	7		146		2	21	5			620
	Middle	43	13		2			2	2			62
	Elementary	6	1		2			2				11
	Secondary	199	30		5		1	28				263
	Higher Secondary	97	8					8				113
	Total	784	59	-	155	-	3	61	7	-	-	1,069
Total	Primary	3,491	43	3	630	2	11	46	46	-	-	4,272
	Middle	233	41	-	3	-	-	7	6	-	-	290
	Elementary	57	3	-	5	-	-	4	-	-	-	69
	Secondary	901	105	-	14	-	1	74	3	-	-	1,098
	Higher Secondary	292	39	-	-	-	-	14	-	-	-	345
Grand Total		4,974	231	3	652	2	12	145	55	-	-	6,074

Teachers : Gender and Professional Training wise

District : Badin

Teacher Gender	School Level	Teaching Staff by Professional Training wise							Grand Total
		PTC	C.T	B. Ed	M. Ed	Other	Untrained	Not Provided	
Male	Primary	2,258	71	678	82	27	536		3,652
	Middle	42	14	85	31	34	22		228
	Elementary	30		20	3	4	1		58
	Secondary	74	19	273	306	85	78		835
	Higher Secondary	23	5	79	90	19	16		232
	Total	2,427	109	1,135	512	169	653	-	5,005
Female	Primary	310	12	123	26	7	142		620
	Middle	15	2	22	7	7	9		62
	Elementary	5		2			4		11
	Secondary	39	10	70	97	9	38		263
	Higher Secondary	23	6	42	29	6	7		113
	Total	392	30	259	159	29	200	-	1,069
Total	Primary	2,568	83	801	108	34	678	-	4,272
	Middle	57	16	107	38	41	31	-	290
	Elementary	35	-	22	3	4	5	-	69
	Secondary	113	29	343	403	94	116	-	1,098
	Higher Secondary	46	11	121	119	25	23	-	345
Grand Total		2,819	139	1,394	671	198	853	-	6,074

Schools Building Facilities : Gender and Level wise

8

District : Badin

School Gender	School Level	Schools by Building: Other Ownership	Govt. Ownership: Satisfactory	Govt. Ownership: Repairable	Govt. Ownership: Dangerous	Rental	Shelterless (No Build / No Info)	Total Schools	Total Number of Classrooms
Boys	Primary	1	202	188	144	-	177	712	1,043
	Middle	-	14	8	2	-	5	29	98
	Elementary	-	1	1	-	-	-	2	5
	Secondary	1	16	24	7	-	-	48	503
	Higher Secondary	-	3	3	1	-	-	7	127
	Total	2	236	224	154	-	182	798	1,776
Girls	Primary	3	94	124	64	-	73	358	704
	Middle	-	9	8	2	-	2	21	101
	Elementary	-	1	1	-	-	-	2	7
	Secondary	-	4	7	1	-	-	12	123
	Higher Secondary	-	1	2	-	-	-	3	62
	Total	3	109	142	67	-	75	396	997
Mixed	Primary	1	581	429	270	4	519	1,804	2,243
	Middle	1	19	8	9	-	5	42	162
	Elementary	-	6	2	2	-	1	11	39
	Secondary	-	-	1	-	-	-	1	4
	Higher Secondary								
	Total	2	606	440	281	4	525	1,858	2,448
Total	Primary	5	877	741	478	4	769	2,874	3,990
	Middle	1	42	24	13	-	12	92	361
	Elementary	-	8	4	2	-	1	15	51
	Secondary	1	20	32	8	-	-	61	630
	Higher Secondary	-	4	5	1	-	-	10	189
Grand Total		7	951	806	502	4	782	3,052	5,221

Note : Closed Schools Included

Source: SEMIS Census 2014 - 2015

Schools with Basic Facilities : Gender and Level wise

District : Badin

School Gender	School Level	Schools	Schools having Basic Facilities					Schools having	
			Electricity	Toilets	Drinking Water	Boundary Wall	Play Ground	Library	Lab / Sci. Lab
Boys	Primary	712	170	392	244	342	337	3	1
	Middle	29	11	18	8	18	7	-	-
	Elementary	2	2	2	2	2	1	-	-
	Secondary	48	42	46	41	38	25	13	25
	Higher Secondary	7	7	7	6	5	6	5	7
	Total	798	232	465	301	405	376	21	33
Girls	Primary	358	118	188	96	230	98	-	-
	Middle	21	11	15	9	18	11	1	-
	Elementary	2	-	1	-	1	-	-	-
	Secondary	12	12	12	7	11	8	1	4
	Higher Secondary	3	3	3	3	3	-	-	3
	Total	396	144	219	115	263	117	2	7
Mixed	Primary	1,804	359	962	602	719	936	1	-
	Middle	42	20	32	21	30	23	3	-
	Elementary	11	7	7	7	7	5	-	-
	Secondary	1	1	1	1	1	1	-	-
	Higher Secondary								
	Total	1,858	387	1,002	631	757	965	4	-
Total	Primary	2,874	647	1,542	942	1,291	1,371	4	1
	Middle	92	42	65	38	66	41	4	-
	Elementary	15	9	10	9	10	6	-	-
	Secondary	61	55	59	49	50	34	14	29
	Higher Secondary	10	10	10	9	8	6	5	10
Grand Total		3,052	763	1,686	1,047	1,425	1,458	27	40
Without Facilities / No Info			2,289	1,366	2,005	1,627	1,594	3,025	3,012

Note : Closed Schools Included

Source: SEMIS Census 2014 - 2015

Sindh Education Management Information System (SEMIS)

Schools with Advance Facilities : Gender and Level wise

District : Badin

School Gender	School Level	Schools	Schools having / Received Facilities of			
			Functional SMC	Free Text Books	Construction Works	Campus Schools
Boys	Primary	712	584	631	15	-
	Middle	29	16	23	1	1
	Elementary	2	2	2	1	1
	Secondary	48	47	48	12	13
	Higher Secondary	7	7	7	2	1
	Total	798	656	711	31	16
Girls	Primary	358	227	276	16	-
	Middle	21	12	16	6	1
	Elementary	2	2	2	-	-
	Secondary	12	11	12	2	3
	Higher Secondary	3	3	3	-	2
	Total	396	255	309	24	6
Mixed	Primary	1,804	1,689	1,776	39	1
	Middle	42	40	41	3	1
	Elementary	11	11	11	-	1
	Secondary	1	1	1	-	-
	Higher Secondary					
	Total	1,858	1,741	1,829	42	3
Total	Primary	2,874	2,500	2,683	70	1
	Middle	92	68	80	10	3
	Elementary	15	15	15	1	2
	Secondary	61	59	61	14	16
	Higher Secondary	10	10	10	2	3
Grand Total		3,052	2,652	2,849	97	25
Without Facilities / No Info			400	203	2,955	3,027

SMC = School Management Committee

Note : Closed Schools Included

Source: SEMIS Census 2014 - 2015

Sindh Education Management Information System (SEMIS)

Classroom Facilities : Gender and Level wise

District : Badin

School Gender	School Level	Student Chairs	Student Desks	Black Boards	Teachers Tables	Teachers Chairs	Fans	Computers
Boys	Primary	638	7,132	953	1,034	2,058	1,057	47
	Middle	89	554	62	70	165	131	8
	Elementary	56	79	2	5	31	19	10
	Secondary	3,750	5,118	576	635	1,683	1,758	564
	Higher Secondary	1,356	1,519	136	162	496	502	171
	Total	5,889	14,402	1,729	1,906	4,433	3,467	800
Girls	Primary	373	4,404	691	567	1,193	607	57
	Middle	77	516	74	59	115	101	26
	Elementary	-	385	7	7	14	21	-
	Secondary	1,201	1,196	162	124	260	455	92
	Higher Secondary	556	562	72	74	192	174	77
	Total	2,207	7,063	1,006	831	1,774	1,358	252
Mixed	Primary	1,083	17,117	2,488	2,503	4,917	2,273	184
	Middle	288	953	122	147	344	229	45
	Elementary	109	458	26	63	122	101	22
	Secondary	-	15	3	4	8	6	10
	Higher Secondary							
	Total	1,480	18,543	2,639	2,717	5,391	2,609	261
Total	Primary	2,094	28,653	4,132	4,104	8,168	3,937	288
	Middle	454	2,023	258	276	624	461	79
	Elementary	165	922	35	75	167	141	32
	Secondary	4,951	6,329	741	763	1,951	2,219	666
	Higher Secondary	1,912	2,081	208	236	688	676	248
Grand Total		9,576	40,008	5,374	5,454	11,598	7,434	1,313

Taluka Summary : Schools, Enrolment, Teachers and Status wise

District : Badin	No. of Schools				Enrolment			Teachers			School Status	
Taluka Name	Boys	Girls	Mixed	Total	Boys	Girls	Total	Male	Female	Total	Functional	Closed
Badin	260	85	464	809	31,202	16,144	47,346	1,339	291	1,630	748	61
Golarchi-S.F.Rao	185	81	301	567	16,026	7,864	23,890	638	102	740	484	83
Matli	163	116	386	665	33,769	19,702	53,471	1,510	361	1,871	649	16
Tando Bago	131	72	513	716	26,974	13,578	40,552	994	196	1,190	699	17
Talhar	59	42	194	295	12,623	6,732	19,355	524	119	643	284	11
District Total	798	396	1,858	3,052	120,594	64,020	184,614	5,005	1,069	6,074	2,864	188

Source: SEMIS Census 2014 - 2015