

SINDH Education Management Information System (SEMIS)

District Education Profile

UMERKOT

2013 - 14



REFORM SUPPORT UNIT

Education and Literacy Department

Government of Sindh, Karachi

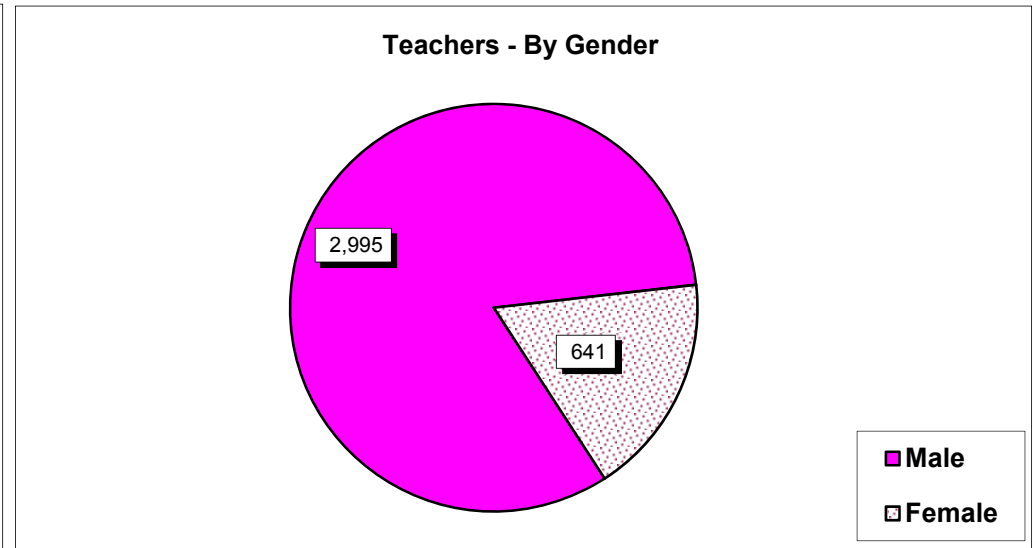
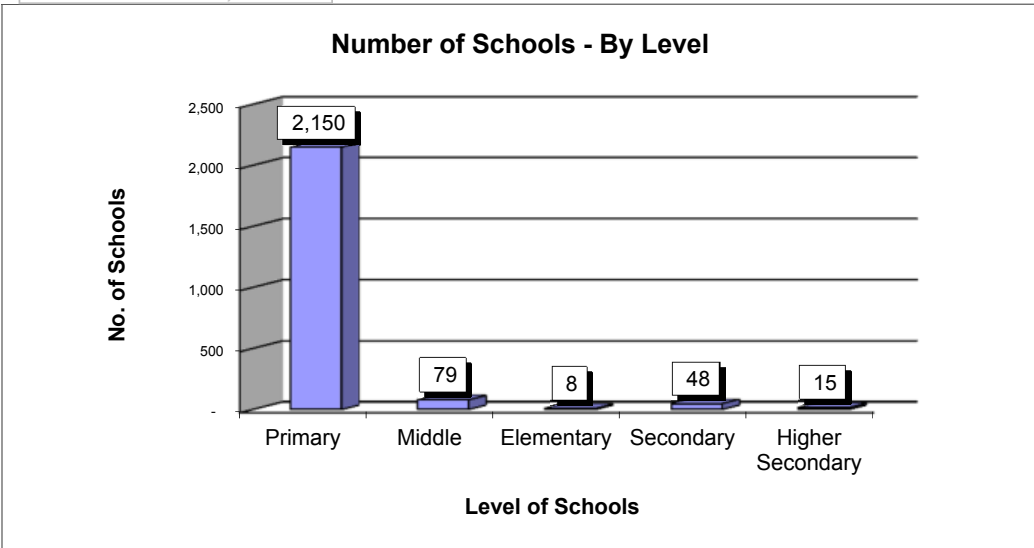
TABLE OF CONTENTS

District Umerkot

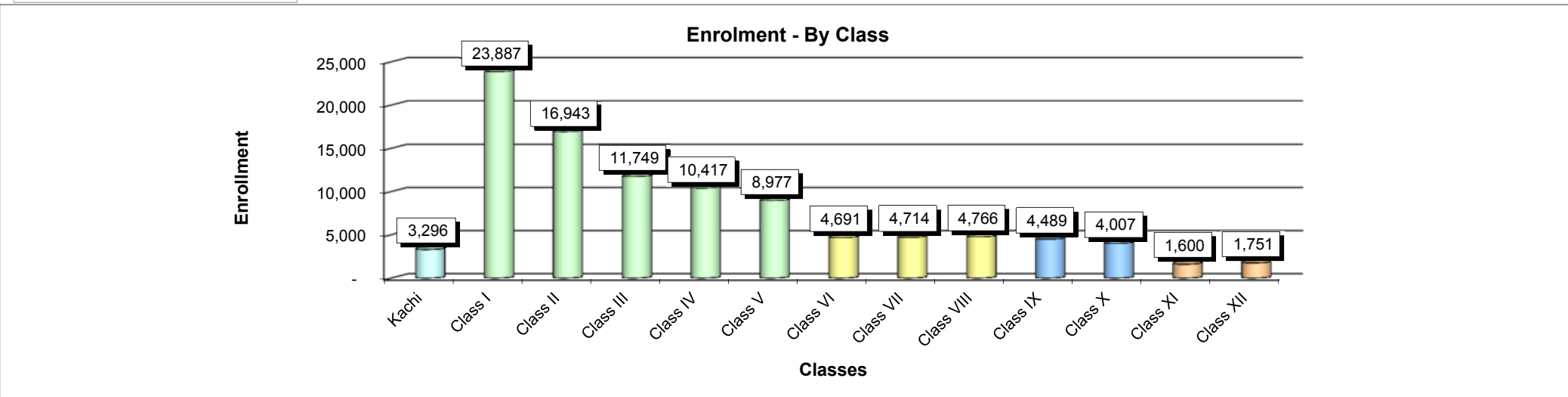
TOPICS		Page No
Graph	- Basic Education Summary	1
Summary	- Schools, Enrolment and Teachers by Gender and level wise.	2
Schools	- Gender, Level and Status wise.	3
	- Medium and Shift wise.	4
Enrolment	- Gender, Level and Classes stage wise.	5
Teachers	- Gender, Level and Type of Post wise	6
	- Gender, Level and Professional Training wise.	7
Buildings	- School Buildings Status Gender and Level wise.	8
Facilities	- Schools having Basic Facilities.	9
	- Schools having Advance Facilities.	10
	- Classroom Facilities Gender and level wise.	11
Taluka Summary	- Number of Schools, Enrolment , Teachers and School status	12

Total Schools : 2,300

Total Teachers : 3,636



Total Enrollment : 101,287



Basic Ratio ---- Students per Teachers : 28

Students per School : 44

Students per Classroom : 27

Teachers per School : 2

District : Umerkot		No. of Schools	Enrolment			Teachers			Student per Teacher Ratio
School Gender	School Level	Total	Boys	Girls	Total	Male	Female	Total	
Boys	Primary	562	16,609	2,728	19,337	691	3	694	28
	Middle	17	349	82	431	18		18	24
	Elementary	1	54	43	97	2		2	49
	Secondary	20	2,986	354	3,340	170	1	171	20
	Higher Secondary	10	7,732	463	8,195	211	1	212	39
	Total		610	27,730	3,670	31,400	1,092	5	1,097
Girls	Primary	399	660	10,864	11,524	34	401	435	26
	Middle	17	-	347	347	5	17	22	16
	Elementary				-			-	-
	Secondary	15	-	4,046	4,046	7	117	124	33
	Higher Secondary	2	-	1,529	1,529	1	22	23	66
	Total		433	660	16,786	17,446	47	557	604
Mixed	Primary	1,189	31,051	12,458	43,509	1,581	76	1,657	26
	Middle	45	1,441	785	2,226	99	2	101	22
	Elementary	7	429	225	654	14		14	47
	Secondary	13	2,049	684	2,733	104		104	26
	Higher Secondary	3	3,242	77	3,319	58	1	59	56
	Total		1,257	38,212	14,229	52,441	1,856	79	1,935
Total	Primary	2,150	48,320	26,050	74,370	2,306	480	2,786	27
	Middle	79	1,790	1,214	3,004	122	19	141	21
	Elementary	8	483	268	751	16	-	16	47
	Secondary	48	5,035	5,084	10,119	281	118	399	25
	Higher Secondary	15	10,974	2,069	13,043	270	24	294	44
Grand Total		2,300	66,602	34,685	101,287	2,995	641	3,636	28

Schools : Gender, Level, Location and Status wise
3

District : Umerkot		Urban Area			Rural Area			Total Schools		
School Gender	School Level	Functional	Closed	Total	Functional	Closed	Total	Functional	Closed	Total
Boys	Primary	24	12	36	367	159	526	391	171	562
	Middle		5	5	5	7	12	5	12	17
	Elementary			-	1		1	1	-	1
	Secondary	1		1	19		19	20	-	20
	Higher Secondary	4		4	6		6	10	-	10
	Total		29	17	46	398	166	564	427	183
Girls	Primary	23	2	25	218	156	374	241	158	399
	Middle		5	5	9	3	12	9	8	17
	Elementary			-			-	-	-	-
	Secondary	7		7	8		8	15	-	15
	Higher Secondary			-	2		2	2	-	2
	Total		30	7	37	237	159	396	267	166
Mixed	Primary	53	11	64	972	153	1,125	1,025	164	1,189
	Middle	2		2	34	9	43	36	9	45
	Elementary			-	6	1	7	6	1	7
	Secondary			-	13		13	13	-	13
	Higher Secondary	3		3			-	3	-	3
	Total		58	11	69	1,025	163	1,188	1,083	174
Total	Primary	100	25	125	1,557	468	2,025	1,657	493	2,150
	Middle	2	10	12	48	19	67	50	29	79
	Elementary	-	-	-	7	1	8	7	1	8
	Secondary	8	-	8	40	-	40	48	-	48
	Higher Secondary	7	-	7	8	-	8	15	-	15
	Grand Total		117	35	152	1,660	488	2,148	1,777	523

Note : Closed = Both Temporary (480) and Permanent (43) Closed Schools included

District : Umerkot		Schools by Medium					Schools by Shift				Number of Branch Schools	
School Gender	School Level	Urdu	Sindhi	English	Mixed	Total	Morning	Afternoon	Both	Total		
Boys	Primary	2	536	1	23	562	561	1	-	562	12	
	Middle		17			17	17	-	-	17	-	
	Elementary		1			1	1	-	-	1	-	
	Secondary		15		5	20	20	-	-	20	-	
	Higher Secondary		7			3	10	10	-	-	10	-
	Total		2	576	1	31	610	609	1	-	610	12
Girls	Primary	19	359		21	399	399	-	-	399	9	
	Middle	1	14	1	1	17	17	-	-	17	1	
	Elementary					-				-	-	
	Secondary		8		7	15	15	-	-	15	-	
	Higher Secondary				2	2	2	-	-	2	-	
	Total		20	381	1	31	433	433	-	-	433	10
Mixed	Primary	9	1,146	1	33	1,189	1,189	-	-	1,189	12	
	Middle		40		5	45	45	-	-	45	3	
	Elementary		5		2	7	7	-	-	7	-	
	Secondary		7		6	13	13	-	-	13	-	
	Higher Secondary				3	3	3	-	-	3	-	
	Total		9	1,198	1	49	1,257	1,257	-	-	1,257	15
Total	Primary	30	2,041	2	77	2,150	2,149	1	-	2,150	33	
	Middle	1	71	1	6	79	79	-	-	79	4	
	Elementary	-	6	-	2	8	8	-	-	8	-	
	Secondary	-	30	-	18	48	48	-	-	48	-	
	Higher Secondary	-	7	-	8	15	15	-	-	15	-	
Grand Total		31	2,155	3	111	2,300	2,299	1	-	2,300	37	

Enrolment : Gender, Level and Class Stage wise
5

District : Umerkot	Boys Enrolment Class Stages wise						Girls Enrolment Class Stages wise						Grand Total	
	School Level	Kachi	I to V	VI to VIII	IX to X	XI to XII	Total	Kachi	I to V	VI to VIII	IX to X	XI to XII		Total
Primary	1,858	46,429	33				48,320	1,322	24,687	41			26,050	74,370
Middle	17	244	1,431	98			1,790	14	92	1,056	52		1,214	3,004
Elementary	20	289	174				483	25	84	159			268	751
Secondary			3,115	1,920			5,035	40	148	3,032	1,864		5,084	10,119
Higher Secondary			4,420	3,963	2,591		10,974			710	599	760	2,069	13,043
Grand Total	1,895	46,962	9,173	5,981	2,591		66,602	1,401	25,011	4,998	2,515	760	34,685	101,287

Source: SEMIS Census 2013 - 2014

Sindh Education Management Information System (SEMIS)

Teachers : Level and Type of Post wise
6

District : Umerkot		Teaching Staff by Type of Post									Grand Total
Teacher Gender	School Level	Govt. Regular	Govt. Contract	SMC	NCHD	ESRA / US Aid	UNICEF	Other Donor	Volunteer	Not Provided	
Male	Primary	2,129	70		75		11	8	13		2,306
	Middle	111	9				1		1		122
	Elementary	16									16
	Secondary	279	2								281
	Higher Secondary	268	2								270
	Total		2,803	83	-	75	-	12	8	14	-
Female	Primary	363	13	3	13	1	56	4	27		480
	Middle	19									19
	Elementary										-
	Secondary	116	2								118
	Higher Secondary	17	7								24
	Total		515	22	3	13	1	56	4	27	-
Total	Primary	2,492	83	3	88	1	67	12	40	-	2,786
	Middle	130	9	-	-	-	1	-	1	-	141
	Elementary	16	-	-	-	-	-	-	-	-	16
	Secondary	395	4	-	-	-	-	-	-	-	399
	Higher Secondary	285	9	-	-	-	-	-	-	-	294
Grand Total		3,318	105	3	88	1	68	12	41	-	3,636

District : Umerkot		Teaching Staff by Professional Training wise							Grand Total
Teacher Gender	School Level	PTC	C.T	B. Ed	M. Ed	Other	Untrained	Not Provided	Total
Male	Primary	1,432	119	569	59	13	114		2,306
	Middle	31	6	28	18	29	10		122
	Elementary	8	1	4	1		2		16
	Secondary	9	15	70	78	92	17		281
	Higher Secondary	3	17	50	123	71	6		270
	Total		1,483	158	721	279	205	149	-
Female	Primary	199	38	136	22	3	82		480
	Middle		2	7	3	6	1		19
	Elementary								-
	Secondary	7	5	27	62	14	3		118
	Higher Secondary			8	5	10	1		24
	Total		206	45	178	92	33	87	-
Total	Primary	1,631	157	705	81	16	196	-	2,786
	Middle	31	8	35	21	35	11	-	141
	Elementary	8	1	4	1	-	2	-	16
	Secondary	16	20	97	140	106	20	-	399
	Higher Secondary	3	17	58	128	81	7	-	294
Grand Total		1,689	203	899	371	238	236	-	3,636

District : Umerkot		Schools by Building							Total Schools	Total Number of Classrooms
		Other Ownership	Govt. Ownership				Rental	Shelterless (No Build / No Info)		
			Satisfactory	Repairable	Dangerous	No Info				
School Gender	School Level									
Boys	Primary	2	178	229	66	-	-	87	562	856
	Middle	-	4	10	-	-	-	3	17	46
	Elementary	-	-	1	-	-	-	-	1	1
	Secondary	-	1	12	7	-	-	-	20	117
	Higher Secondary	-	1	7	2	-	-	-	10	118
	Total		2	184	259	75	-	-	90	610
Girls	Primary	3	80	123	64	-	-	129	399	529
	Middle	1	2	6	2	-	-	6	17	31
	Elementary	-	-	-	-	-	-	-	-	-
	Secondary	-	7	6	2	-	-	-	15	94
	Higher Secondary	-	-	2	-	-	-	-	2	21
	Total		4	89	137	68	-	-	135	433
Mixed	Primary	9	399	522	107	1	2	149	1,189	1,733
	Middle	-	13	16	7	-	-	9	45	125
	Elementary	-	1	5	1	-	-	-	7	25
	Secondary	-	4	6	3	-	-	-	13	63
	Higher Secondary	-	-	3	-	-	-	-	3	31
	Total		9	417	552	118	1	2	158	1,257
Total	Primary	14	657	874	237	1	2	365	2,150	3,118
	Middle	1	19	32	9	-	-	18	79	202
	Elementary	-	1	6	1	-	-	-	8	26
	Secondary	-	12	24	12	-	-	-	48	274
	Higher Secondary	-	1	12	2	-	-	-	15	170
Grand Total		15	690	948	261	1	2	383	2,300	3,790

Note : Closed Schools Included

Source: SEMIS Census 2013 - 2014

Sindh Education Management Information System (SEMIS)

District : Umerkot			Schools having Basic Facilities					Schools having	
School Gender	School Level	Schools	Electricity	Toilets	Drinking Water	Boundary Wall	Play Ground	Library	Science Lab
Boys	Primary	562	131	339	123	297	38	-	-
	Middle	17	4	13	2	12	-	-	-
	Elementary	1	-	-	-	-	-	-	-
	Secondary	20	14	20	13	15	8	5	4
	Higher Secondary	10	9	10	9	10	6	4	4
	Total	610	158	382	147	334	52	9	8
Girls	Primary	399	76	157	54	194	7	-	-
	Middle	17	5	9	3	7	-	-	-
	Elementary								
	Secondary	15	11	15	13	15	4	-	1
	Higher Secondary	2	2	2	2	2	2	1	1
	Total	433	94	183	72	218	13	1	2
Mixed	Primary	1,189	256	780	299	604	136	-	-
	Middle	45	9	30	13	27	7	-	-
	Elementary	7	4	5	3	7	1	-	-
	Secondary	13	9	13	9	12	7	2	2
	Higher Secondary	3	3	3	3	3	1	3	3
	Total	1,257	281	831	327	653	152	5	5
Total	Primary	2,150	463	1,276	476	1,095	181	-	-
	Middle	79	18	52	18	46	7	-	-
	Elementary	8	4	5	3	7	1	-	-
	Secondary	48	34	48	35	42	19	7	7
	Higher Secondary	15	14	15	14	15	9	8	8
Grand Total		2,300	533	1,396	546	1,205	217	15	15

Without Facilities / No Info	1,767	904	1,754	1,095	2,083	2,285	2,285
------------------------------	-------	-----	-------	-------	-------	-------	-------

Note : Closed Schools Included

Source: SEMIS Census 2013 - 2014

Sindh Education Management Information System (SEMIS)

Schools with Advance Facilities : Gender and Level wise
10

District : Umerkot			Schools having / Received Facilities of			
School Gender	School Level	Schools	Functional SMC	Free Text Books	Construction Works	Campus Schools
Boys	Primary	562	413	432	8	1
	Middle	17	7	10	2	1
	Elementary	1	-	1	-	-
	Secondary	20	20	18	2	2
	Higher Secondary	10	10	10	1	1
	Total	610	450	471	13	5
Girls	Primary	399	227	239	3	1
	Middle	17	10	9	-	-
	Elementary					
	Secondary	15	14	15	4	1
	Higher Secondary	2	2	2	1	-
	Total	433	253	265	8	2
Mixed	Primary	1,189	1,054	1,048	23	2
	Middle	45	36	39	1	4
	Elementary	7	6	6	-	-
	Secondary	13	13	13	2	1
	Higher Secondary	3	3	3	-	-
	Total	1,257	1,112	1,109	26	7
Total	Primary	2,150	1,694	1,719	34	4
	Middle	79	53	58	3	5
	Elementary	8	6	7	-	-
	Secondary	48	47	46	8	4
	Higher Secondary	15	15	15	2	1
	Grand Total	2,300	1,815	1,845	47	14

Without Facilities / No Info	485	455	2,253	2,286
------------------------------	-----	-----	-------	-------

SMC = School Management Committee

Note : Closed Schools Included

Source: SEMIS Census 2013 - 2014

Sindh Education Management Information System (SEMIS)

District : Umerkot

School Gender	School Level	Student Chairs	Student Desks	Student Benches	Teachers Tables	Teachers Chairs	Fans	Computers
Boys	Primary	210	1,713	3,294	503	1,527	788	20
	Middle	-	152	31	21	46	48	-
	Elementary	-	-	-	-	-	-	-
	Secondary	308	968	221	127	380	222	49
	Higher Secondary	662	1,889	535	143	385	382	140
	Total	1,180	4,722	4,081	794	2,338	1,440	209
Girls	Primary	2,221	1,096	1,117	241	728	390	3
	Middle	-	171	9	16	51	48	-
	Elementary	-	-	-	-	-	-	-
	Secondary	255	1,042	292	161	283	289	17
	Higher Secondary	144	304	84	52	86	55	30
	Total	2,620	2,613	1,502	470	1,148	782	50
Mixed	Primary	1,008	3,375	8,973	1,322	3,263	1,572	44
	Middle	94	633	165	93	212	143	3
	Elementary	62	87	72	23	34	28	1
	Secondary	323	770	64	65	275	224	24
	Higher Secondary	410	615	189	60	173	118	55
	Total	1,897	5,480	9,463	1,563	3,957	2,085	127
Total	Primary	3,439	6,184	13,384	2,066	5,518	2,750	67
	Middle	94	956	205	130	309	239	3
	Elementary	62	87	72	23	34	28	1
	Secondary	886	2,780	577	353	938	735	90
	Higher Secondary	1,216	2,808	808	255	644	555	225
	Grand Total	5,697	12,815	15,046	2,827	7,443	4,307	386

District : Umerkot		No. of Schools				Enrolment			Teachers			School Status	
Taluka Name		Boys	Girls	Mixed	Total	Boys	Girls	Total	Male	Female	Total	Functional	Closed
Samaro		63	38	177	278	9,754	3,414	13,168	317	48	365	201	77
Umerkot		274	218	748	1,240	33,971	19,572	53,543	1,810	330	2,140	1,034	206
Pithoro		159	78	103	340	8,543	3,947	12,490	337	61	398	229	111
Kunri		114	99	229	442	14,334	7,752	22,086	531	202	733	313	129
District Total		610	433	1,257	2,300	66,602	34,685	101,287	2,995	641	3,636	1,777	523

Source: SEMIS Census 2013 - 2014

Sindh Education Management Information System (SEMIS)