

SINDH Education Management Information System (SEMIS)



**District Education Profile**  
**THARPARKAR**  
**2013 - 14**



**REFORM SUPPORT UNIT**

Education and Literacy Department

Government of Sindh, Karachi

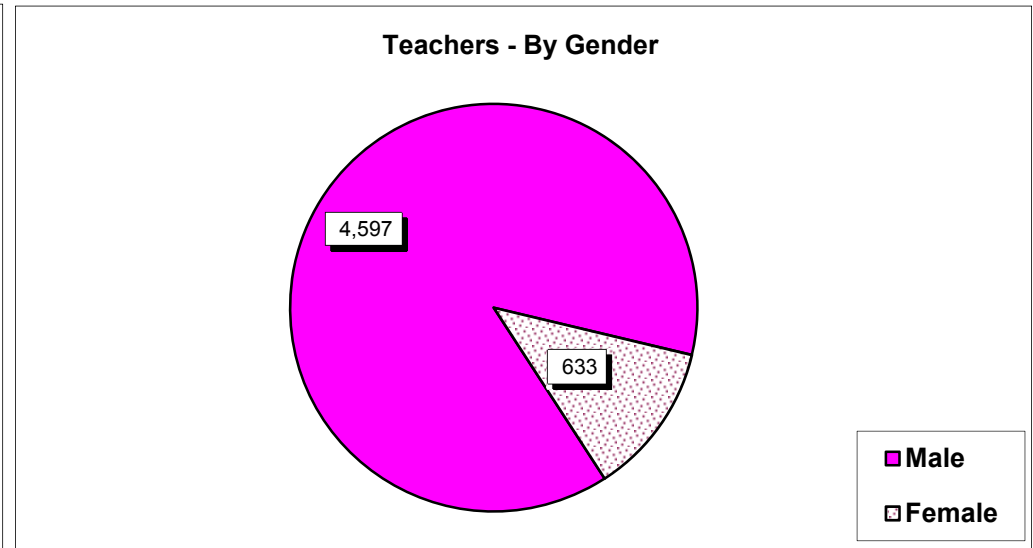
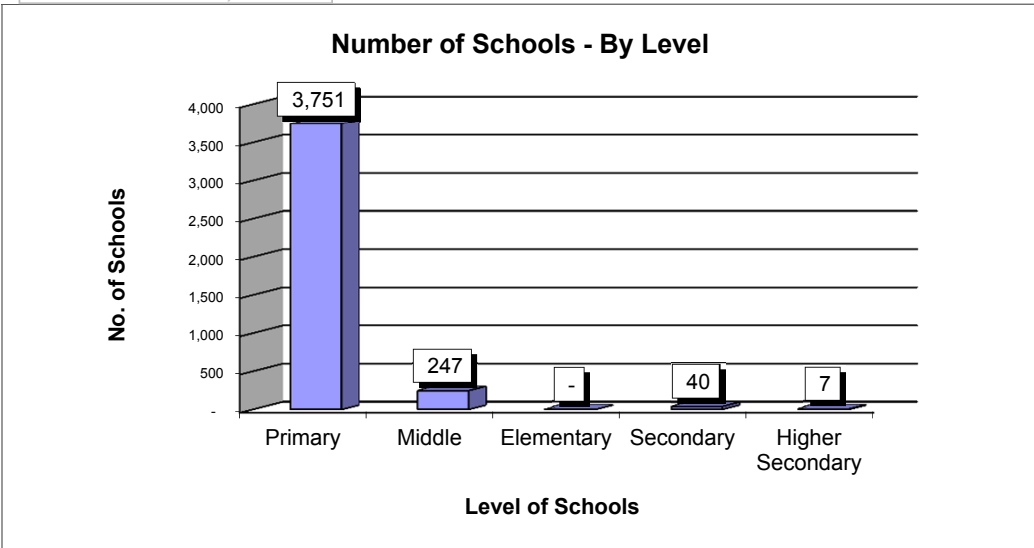
## TABLE OF CONTENTS

### District Tharparkar

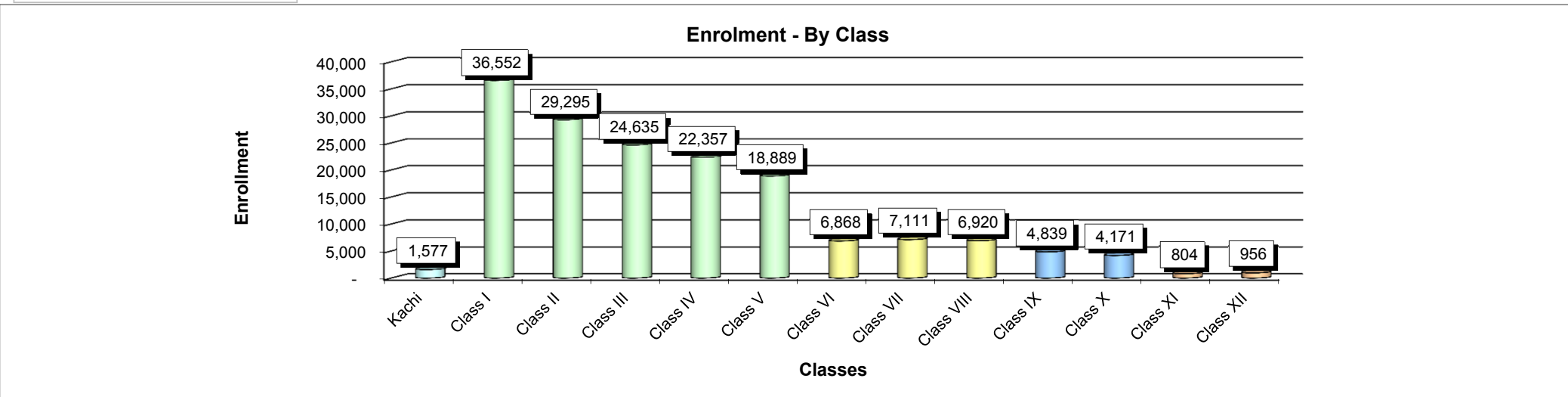
TOPICS		Page No
Graph	- Basic Education Summary	1
Summary	- Schools, Enrolment and Teachers by Gender and level wise.	2
Schools	- Gender, Level and Status wise.	3
	- Medium and Shift wise.	4
Enrolment	- Gender, Level and Classes stage wise.	5
Teachers	- Gender, Level and Type of Post wise	6
	- Gender, Level and Professional Training wise.	7
Buildings	- School Buildings Status Gender and Level wise.	8
Facilities	- Schools having Basic Facilities.	9
	- Schools having Advance Facilities.	10
	- Classroom Facilities Gender and level wise.	11
Taluka Summary	- Number of Schools, Enrolment , Teachers and School status	12

Total Schools : 4,045

Total Teachers : 5,230



Total Enrollment : 164,974



Basic Ratio ---- Students per Teachers : 32

Students per School : 41

Students per Classroom : 32

Teachers per School : 1

District : Tharparkar		No. of Schools	Enrolment			Teachers			Student per Teacher Ratio
School Gender	School Level	Total	Boys	Girls	Total	Male	Female	Total	
Boys	Primary	1,399	33,809	16,957	50,766	1,626	7	1,633	31
	Middle	107	3,908	2,002	5,910	225	8	233	25
	Elementary				-			-	-
	Secondary	18	5,286	510	5,796	248	1	249	23
	Higher Secondary	3	1,548	113	1,661	44		44	38
	Total		1,527	44,551	19,582	64,133	2,143	16	2,159
Girls	Primary	594	245	16,915	17,160	41	500	541	32
	Middle	15	-	1,068	1,068	13	27	40	27
	Elementary				-			-	-
	Secondary	7	-	2,663	2,663	6	89	95	28
	Higher Secondary				-			-	-
	Total		616	245	20,646	20,891	60	616	676
Mixed	Primary	1,758	41,965	22,762	64,727	1,982	1	1,983	33
	Middle	125	4,466	3,161	7,627	213		213	36
	Elementary				-			-	-
	Secondary	15	2,679	1,222	3,901	136		136	29
	Higher Secondary	4	3,138	557	3,695	63		63	59
	Total		1,902	52,248	27,702	79,950	2,394	1	2,395
Total	Primary	3,751	76,019	56,634	132,653	3,649	508	4,157	32
	Middle	247	8,374	6,231	14,605	451	35	486	30
	Elementary	-	-	-	-	-	-	-	-
	Secondary	40	7,965	4,395	12,360	390	90	480	26
	Higher Secondary	7	4,686	670	5,356	107	-	107	50
Grand Total		4,045	97,044	67,930	164,974	4,597	633	5,230	32

**Schools : Gender, Level, Location and Status wise**
**3**

District : Tharparkar		Urban Area			Rural Area			Total Schools		
School Gender	School Level	Functional	Closed	Total	Functional	Closed	Total	Functional	Closed	Total
Boys	Primary	4	1	5	1,116	278	1,394	1,120	279	1,399
	Middle	1	-	1	82	24	106	83	24	107
	Elementary	-	-	-	-	-	-	-	-	-
	Secondary	2	-	2	16	-	16	18	-	18
	Higher Secondary	-	-	-	3	-	3	3	-	3
	<b>Total</b>		<b>7</b>	<b>1</b>	<b>8</b>	<b>1,217</b>	<b>302</b>	<b>1,519</b>	<b>1,224</b>	<b>303</b>
Girls	Primary	7	-	7	344	243	587	351	243	594
	Middle	-	-	-	14	1	15	14	1	15
	Elementary	-	-	-	-	-	-	-	-	-
	Secondary	3	-	3	4	-	4	7	-	7
	Higher Secondary	-	-	-	-	-	-	-	-	-
	<b>Total</b>		<b>10</b>	<b>-</b>	<b>10</b>	<b>362</b>	<b>244</b>	<b>606</b>	<b>372</b>	<b>244</b>
Mixed	Primary	22	-	22	1,334	402	1,736	1,356	402	1,758
	Middle	-	-	-	101	24	125	101	24	125
	Elementary	-	-	-	-	-	-	-	-	-
	Secondary	-	-	-	15	-	15	15	-	15
	Higher Secondary	-	-	-	4	-	4	4	-	4
	<b>Total</b>		<b>22</b>	<b>-</b>	<b>22</b>	<b>1,454</b>	<b>426</b>	<b>1,880</b>	<b>1,476</b>	<b>426</b>
<b>Total</b>	Primary	33	1	34	2,794	923	3,717	2,827	924	3,751
	Middle	1	-	1	197	49	246	198	49	247
	Elementary	-	-	-	-	-	-	-	-	-
	Secondary	5	-	5	35	-	35	40	-	40
	Higher Secondary	-	-	-	7	-	7	7	-	7
	<b>Grand Total</b>		<b>39</b>	<b>1</b>	<b>40</b>	<b>3,033</b>	<b>972</b>	<b>4,005</b>	<b>3,072</b>	<b>973</b>

Note : Closed = Both Temporary (749) and Permanent (224) Closed Schools included

District : Tharparkar		Schools by Medium					Schools by Shift				Number of Branch Schools
School Gender	School Level	Urdu	Sindhi	English	Mixed	Total	Morning	Afternoon	Both	Total	
Boys	Primary	1	1,397	1		1,399	1,397	2	-	1,399	19
	Middle		107			107	107	-	-	107	12
	Elementary					-				-	-
	Secondary		18			18	18	-	-	18	-
	Higher Secondary		3			3	3	-	-	3	-
	Total		1	1,525	1	-	1,527	1,525	2	-	1,527
Girls	Primary	2	591		1	594	594	-	-	594	5
	Middle		15			15	14	1	-	15	1
	Elementary					-				-	-
	Secondary		7			7	7	-	-	7	-
	Higher Secondary					-				-	-
	Total		2	613	-	1	616	615	1	-	616
Mixed	Primary		1,758			1,758	1,757	1	-	1,758	5
	Middle		125			125	125	-	-	125	13
	Elementary					-				-	-
	Secondary		15			15	15	-	-	15	-
	Higher Secondary		3		1	4	4	-	-	4	-
	Total		-	1,901	-	1	1,902	1,901	1	-	1,902
Total	Primary	3	3,746	1	1	3,751	3,748	3	-	3,751	29
	Middle	-	247	-	-	247	246	1	-	247	26
	Elementary	-	-	-	-	-	-	-	-	-	-
	Secondary	-	40	-	-	40	40	-	-	40	-
	Higher Secondary	-	6	-	1	7	7	-	-	7	-
Grand Total		3	4,039	1	2	4,045	4,041	4	-	4,045	55

**Enrolment : Gender, Level and Class Stage wise**
**5**

District : Tharparkar	Boys Enrolment Class Stages wise						Girls Enrolment Class Stages wise						Grand Total	
	School Level	Kachi	I to V	VI to VIII	IX to X	XI to XII	Total	Kachi	I to V	VI to VIII	IX to X	XI to XII		Total
Primary	842	74,953	224				76,019	716	55,730	188			56,634	132,653
Middle		521	6,769	1,084			8,374	5	420	4,948	858		6,231	14,605
Elementary							0						0	0
Secondary			4,195	3,690	80		7,965	14	104	2,546	1,714	17	4,395	12,360
Higher Secondary			1,784	1,504	1,398		4,686			245	160	265	670	5,356
Grand Total	842	75,474	12,972	6,278	1,478		97,044	735	56,254	7,927	2,732	282	67,930	164,974

Source: SEMIS Census 2013 - 2014

Sindh Education Management Information System (SEMIS)

**Teachers : Level and Type of Post wise**
**6**

District : Tharparkar		Teaching Staff by Type of Post									Grand
Teacher Gender	School Level	Govt. Regular	Govt. Contract	SMC	NCHD	ESRA / US Aid	UNICEF	Other Donor	Volunteer	Not Provided	Total
Male	Primary	3,288	91		65			17	188		3,649
	Middle	429	15					3	4		451
	Elementary										-
	Secondary	386	4								390
	Higher Secondary	104	1					2			107
	Total		4,207	111	-	65	-	-	22	192	-
Female	Primary	366	1		9			6	126		508
	Middle	30						2	3		35
	Elementary										-
	Secondary	78	4						8		90
	Higher Secondary										-
	Total		474	5	-	9	-	-	8	137	-
Total	Primary	3,654	92	-	74	-	-	23	314	-	4,157
	Middle	459	15	-	-	-	-	5	7	-	486
	Elementary	-	-	-	-	-	-	-	-	-	-
	Secondary	464	8	-	-	-	-	-	8	-	480
	Higher Secondary	104	1	-	-	-	-	2	-	-	107
Grand Total		4,681	116	-	74	-	-	30	329	-	5,230



**Teachers : Gender and Professional Training wise**
**7**

District : Tharparkar		Teaching Staff by Professional Training wise							Grand Total
Teacher Gender	School Level	PTC	C.T	B. Ed	M. Ed	Other	Untrained	Not Provided	Total
Male	Primary	2,637	92	622	82	4	202	10	3,649
	Middle	82	25	136	47	132	21	8	451
	Elementary								-
	Secondary	11	10	127	132	98	10	2	390
	Higher Secondary		3	28	51	21	1	3	107
	Total		2,730	130	913	312	255	234	23
Female	Primary	333	10	45	7	2	111		508
	Middle	11	1	9	3	5	6		35
	Elementary								-
	Secondary	16	13	18	25	5	9	4	90
	Higher Secondary								-
	Total		360	24	72	35	12	126	4
Total	Primary	2,970	102	667	89	6	313	10	4,157
	Middle	93	26	145	50	137	27	8	486
	Elementary	-	-	-	-	-	-	-	-
	Secondary	27	23	145	157	103	19	6	480
	Higher Secondary	-	3	28	51	21	1	3	107
Grand Total		3,090	154	985	347	267	360	27	5,230

District : Tharparkar		Schools by Building							Total Schools	Total Number of Classrooms
		Other Ownership	Govt. Ownership				Rental	Shelterless (No Build / No Info)		
			Satisfactory	Repairable	Dangerous	No Info				
School Gender	School Level									
Boys	Primary	-	409	528	91	-	-	371	1,399	1,551
	Middle	-	33	26	4	-	-	44	107	210
	Elementary								-	
	Secondary	1	5	9	3	-	-	-	18	141
	Higher Secondary	-	-	3	-	-	-	-	3	35
	Total		1	447	566	98	-	-	415	1,527
Girls	Primary	-	130	192	23	-	-	249	594	619
	Middle	-	1	11	-	1	-	2	15	41
	Elementary								-	
	Secondary	-	4	3	-	-	-	-	7	61
	Higher Secondary								-	
	Total		-	135	206	23	1	-	251	616
Mixed	Primary	-	643	588	131	-	-	396	1,758	2,146
	Middle	-	32	37	9	1	-	46	125	260
	Elementary								-	
	Secondary	-	6	7	2	-	-	-	15	71
	Higher Secondary	-	1	3	-	-	-	-	4	49
	Total		-	682	635	142	1	-	442	1,902
Total	Primary	-	1,182	1,308	245	-	-	1,016	3,751	4,316
	Middle	-	66	74	13	2	-	92	247	511
	Elementary	-	-	-	-	-	-	-	-	-
	Secondary	1	15	19	5	-	-	-	40	273
	Higher Secondary	-	1	6	-	-	-	-	7	84
Grand Total		1	1,264	1,407	263	2	-	1,108	4,045	5,184

Note : Closed Schools Included

Source: SEMIS Census 2013 - 2014

Sindh Education Management Information System (SEMIS)

District : Tharparkar			Schools having Basic Facilities					Schools having	
School Gender	School Level	Schools	Electricity	Toilets	Drinking Water	Boundary Wall	Play Ground	Library	Science Lab
Boys	Primary	1,399	61	508	225	518	230	-	-
	Middle	107	8	45	23	37	26	-	2
	Elementary								
	Secondary	18	7	16	10	17	10	7	6
	Higher Secondary	3	2	3	2	2	1	2	2
	Total	1,527	78	572	260	574	267	9	10
Girls	Primary	594	30	178	103	229	81	-	-
	Middle	15	5	9	6	11	3	-	-
	Elementary								
	Secondary	7	7	7	4	7	1	1	3
	Higher Secondary								
	Total	616	42	194	113	247	85	1	3
Mixed	Primary	1,758	55	700	335	730	341	-	-
	Middle	125	6	62	22	65	25	1	-
	Elementary								
	Secondary	15	6	12	10	14	6	3	3
	Higher Secondary	4	3	4	4	4	3	2	2
	Total	1,902	70	778	371	813	375	6	5
Total	Primary	3,751	146	1,386	663	1,477	652	-	-
	Middle	247	19	116	51	113	54	1	2
	Elementary	-	-	-	-	-	-	-	-
	Secondary	40	20	35	24	38	17	11	12
	Higher Secondary	7	5	7	6	6	4	4	4
Grand Total	4,045	190	1,544	744	1,634	727	16	18	
Without Facilities / No Info			3,855	2,501	3,301	2,411	3,318	4,029	4,027

Note : Closed Schools Included

Source: SEMIS Census 2013 - 2014

Sindh Education Management Information System (SEMIS)

**Schools with Advance Facilities : Gender and Level wise**
**10**

District : Tharparkar			Schools having / Received Facilities of			
School Gender	School Level	Schools	Functional SMC	Free Text Books	Construction Works	Campus Schools
Boys	Primary	1,399	1,141	939	58	9
	Middle	107	78	74	7	3
	Elementary					
	Secondary	18	18	17	9	-
	Higher Secondary	3	3	3	3	-
	Total	1,527	1,240	1,033	77	12
Girls	Primary	594	346	215	24	2
	Middle	15	9	8	2	1
	Elementary					
	Secondary	7	7	3	3	1
	Higher Secondary					
	Total	616	362	226	29	4
Mixed	Primary	1,758	1,362	1,020	100	2
	Middle	125	90	82	6	1
	Elementary					
	Secondary	15	15	12	7	-
	Higher Secondary	4	4	4	2	-
	Total	1,902	1,471	1,118	115	3
Total	Primary	3,751	2,849	2,174	182	13
	Middle	247	177	164	15	5
	Elementary	-	-	-	-	-
	Secondary	40	40	32	19	1
	Higher Secondary	7	7	7	5	-
	Grand Total	4,045	3,073	2,377	221	19

Without Facilities / No Info	972	1,668	3,824	4,026
------------------------------	-----	-------	-------	-------

SMC = School Management Committee

Note : Closed Schools Included

Source: SEMIS Census 2013 - 2014

Sindh Education Management Information System (SEMIS)

## District : Tharparkar

School Gender	School Level	Student Chairs	Student Desks	Student Benches	Teachers Tables	Teachers Chairs	Fans	Computers
Boys	Primary	2,001	1,762	6,838	1,216	2,491	422	1
	Middle	997	1,095	377	188	459	148	2
	Elementary							
	Secondary	515	1,591	126	219	628	401	91
	Higher Secondary	45	522	3	46	145	79	32
	Total	3,558	4,970	7,344	1,669	3,723	1,050	126
Girls	Primary	1,067	490	1,829	302	660	214	3
	Middle	167	126	32	27	47	18	6
	Elementary							
	Secondary	398	632	65	77	212	168	64
	Higher Secondary							
	Total	1,632	1,248	1,926	406	919	400	73
Mixed	Primary	2,264	2,067	8,438	1,394	2,972	458	7
	Middle	846	974	216	207	425	105	2
	Elementary							
	Secondary	690	743	172	82	350	91	15
	Higher Secondary	373	802	60	40	181	146	52
	Total	4,173	4,586	8,886	1,723	3,928	800	76
Total	Primary	5,332	4,319	17,105	2,912	6,123	1,094	11
	Middle	2,010	2,195	625	422	931	271	10
	Elementary	-	-	-	-	-	-	-
	Secondary	1,603	2,966	363	378	1,190	660	170
	Higher Secondary	418	1,324	63	86	326	225	84
Grand Total		9,363	10,804	18,156	3,798	8,570	2,250	275

<b>District : Tharparkar</b>		<b>No. of Schools</b>				<b>Enrolment</b>			<b>Teachers</b>			<b>School Status</b>	
<b>Taluka Name</b>		Boys	Girls	Mixed	Total	Boys	Girls	Total	Male	Female	Total	Functional	Closed
Chachro		519	226	649	1,394	32,478	24,689	57,167	1,613	234	1,847	1,078	316
Diplo		501	143	304	948	19,241	14,041	33,282	990	150	1,140	740	208
Mithi		412	155	501	1,068	30,645	21,151	51,796	1,396	209	1,605	832	236
Nagarparkar		95	92	448	635	14,680	8,049	22,729	598	40	638	422	213
<b>District Total</b>		<b>1,527</b>	<b>616</b>	<b>1,902</b>	<b>4,045</b>	<b>97,044</b>	<b>67,930</b>	<b>164,974</b>	<b>4,597</b>	<b>633</b>	<b>5,230</b>	<b>3,072</b>	<b>973</b>

Source: SEMIS Census 2013 - 2014

Sindh Education Management Information System (SEMIS)