

SINDH Education Management Information System (SEMIS)



District Education Profile
TANDO M. KHAN
2013 - 14



REFORM SUPPORT UNIT

Education and Literacy Department

Government of Sindh, Karachi

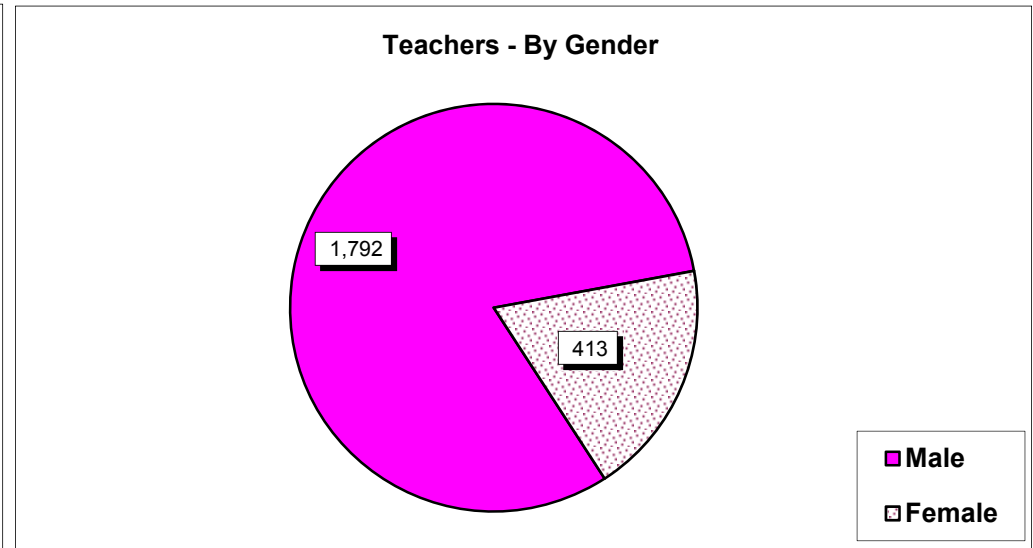
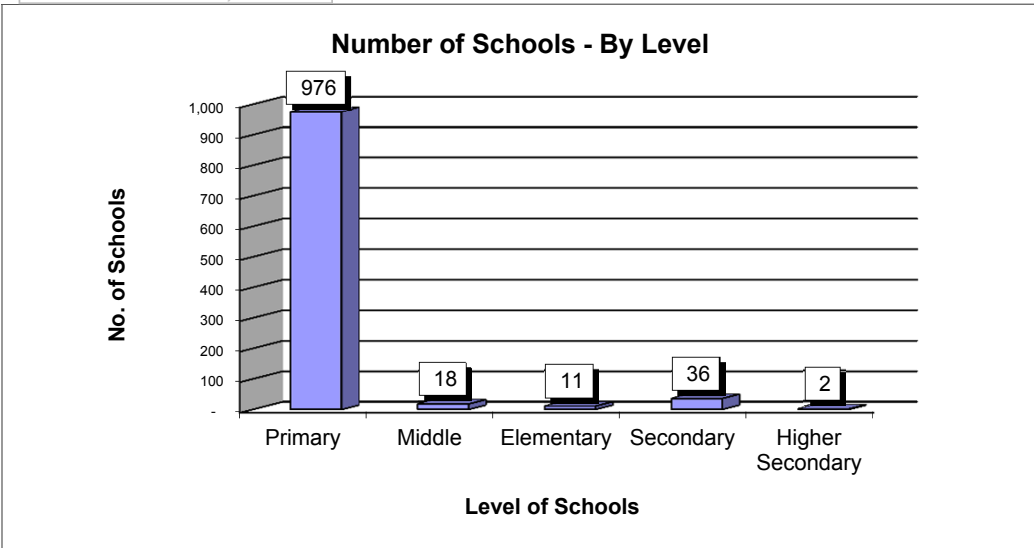
TABLE OF CONTENTS

District Tando Muhammad Khan

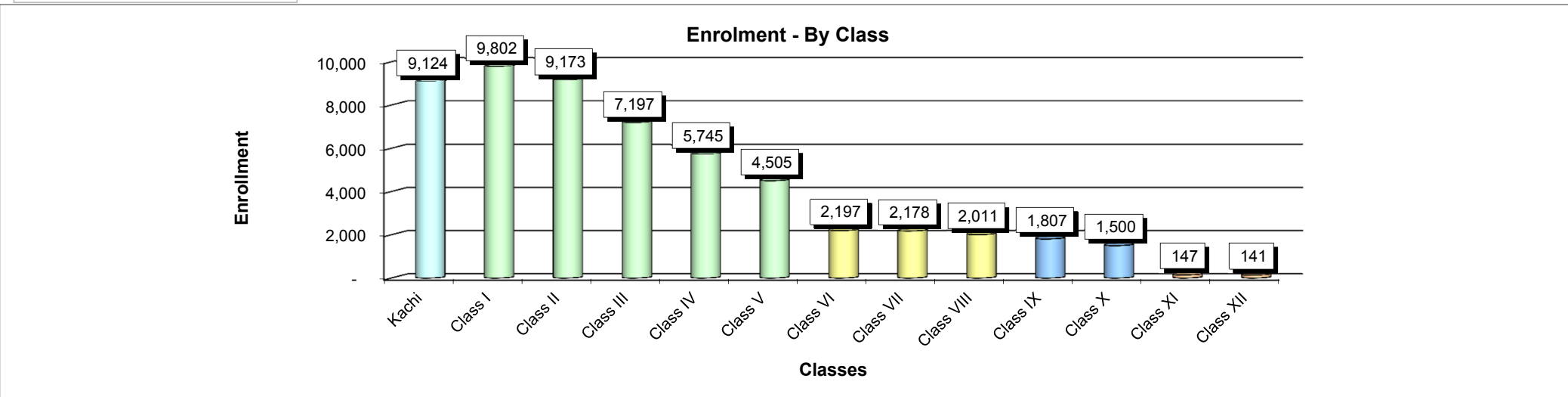
| TOPICS | | Page No |
|----------------|---|---------|
| Graph | - Basic Education Summary | 1 |
| Summary | - Schools, Enrolment and Teachers by Gender and level wise. | 2 |
| Schools | - Gender, Level and Status wise. | 3 |
| | - Medium and Shift wise. | 4 |
| Enrolment | - Gender, Level and Classes stage wise. | 5 |
| Teachers | - Gender, Level and Type of Post wise | 6 |
| | - Gender, Level and Professional Training wise. | 7 |
| Buildings | - School Buildings Status Gender and Level wise. | 8 |
| Facilities | - Schools having Basic Facilities. | 9 |
| | - Schools having Advance Facilities. | 10 |
| | - Classroom Facilities Gender and level wise. | 11 |
| Taluka Summary | - Number of Schools, Enrolment , Teachers and School status | 12 |

Total Schools : 1,043

Total Teachers : 2,205



Total Enrollment : 55,527



Basic Ratio ---- Students per Teachers : 25

Students per School : 53

Students per Classroom : 32

Teachers per School : 2

| District : Tando M. Khan | | No. of Schools | Enrolment | | | Teachers | | | Student per Teacher Ratio |
|--------------------------|------------------|----------------|-----------|--------|--------|----------|--------|-------|---------------------------|
| School Gender | School Level | Total | Boys | Girls | Total | Male | Female | Total | |
| Boys | Primary | 130 | 6,119 | 512 | 6,631 | 262 | 5 | 267 | 25 |
| | Middle | 5 | 220 | 110 | 330 | 14 | | 14 | 24 |
| | Elementary | 1 | 113 | - | 113 | 13 | | 13 | 9 |
| | Secondary | 12 | 3,729 | 110 | 3,839 | 225 | 3 | 228 | 17 |
| | Higher Secondary | | | | - | | | - | - |
| | Total | | 148 | 10,181 | 732 | 10,913 | 514 | 8 | 522 |
| Girls | Primary | 111 | 22 | 5,476 | 5,498 | 19 | 176 | 195 | 28 |
| | Middle | 5 | - | 110 | 110 | 1 | 13 | 14 | 8 |
| | Elementary | 1 | - | 64 | 64 | | 2 | 2 | 32 |
| | Secondary | 12 | - | 3,466 | 3,466 | | 187 | 187 | 19 |
| | Higher Secondary | | | | - | | | - | - |
| | Total | | 129 | 22 | 9,116 | 9,138 | 20 | 378 | 398 |
| Mixed | Primary | 735 | 20,311 | 9,314 | 29,625 | 968 | 27 | 995 | 30 |
| | Middle | 8 | 306 | 238 | 544 | 21 | | 21 | 26 |
| | Elementary | 9 | 1,348 | 464 | 1,812 | 79 | | 79 | 23 |
| | Secondary | 12 | 1,635 | 398 | 2,033 | 135 | | 135 | 15 |
| | Higher Secondary | 2 | 1,225 | 237 | 1,462 | 55 | | 55 | 27 |
| | Total | | 766 | 24,825 | 10,651 | 35,476 | 1,258 | 27 | 1,285 |
| Total | Primary | 976 | 26,452 | 15,302 | 41,754 | 1,249 | 208 | 1,457 | 29 |
| | Middle | 18 | 526 | 458 | 984 | 36 | 13 | 49 | 20 |
| | Elementary | 11 | 1,461 | 528 | 1,989 | 92 | 2 | 94 | 21 |
| | Secondary | 36 | 5,364 | 3,974 | 9,338 | 360 | 190 | 550 | 17 |
| | Higher Secondary | 2 | 1,225 | 237 | 1,462 | 55 | - | 55 | 27 |
| Grand Total | | 1,043 | 35,028 | 20,499 | 55,527 | 1,792 | 413 | 2,205 | 25 |

Schools : Gender, Level, Location and Status wise
3

| District : Tando M. Khan | | Urban Area | | | Rural Area | | | Total Schools | | |
|--------------------------|--------------------|------------|-----------|----------|------------|------------|------------|---------------|------------|------------|
| School Gender | School Level | Functional | Closed | Total | Functional | Closed | Total | Functional | Closed | Total |
| Boys | Primary | 15 | 2 | 17 | 91 | 22 | 113 | 106 | 24 | 130 |
| | Middle | 4 | 1 | 5 | - | - | - | 4 | 1 | 5 |
| | Elementary | 1 | - | 1 | - | - | - | 1 | - | 1 |
| | Secondary | 4 | - | 4 | 8 | - | 8 | 12 | - | 12 |
| | Higher Secondary | - | - | - | - | - | - | - | - | - |
| | Total | | 24 | 3 | 27 | 99 | 22 | 121 | 123 | 25 |
| Girls | Primary | 12 | 1 | 13 | 89 | 9 | 98 | 101 | 10 | 111 |
| | Middle | 1 | - | 1 | 4 | - | 4 | 5 | - | 5 |
| | Elementary | - | - | - | 1 | - | 1 | 1 | - | 1 |
| | Secondary | 3 | - | 3 | 9 | - | 9 | 12 | - | 12 |
| | Higher Secondary | - | - | - | - | - | - | - | - | - |
| | Total | | 16 | 1 | 17 | 103 | 9 | 112 | 119 | 10 |
| Mixed | Primary | 25 | 4 | 29 | 557 | 149 | 706 | 582 | 153 | 735 |
| | Middle | 1 | - | 1 | 7 | - | 7 | 8 | - | 8 |
| | Elementary | 1 | - | 1 | 8 | - | 8 | 9 | - | 9 |
| | Secondary | - | - | - | 12 | - | 12 | 12 | - | 12 |
| | Higher Secondary | - | - | - | 2 | - | 2 | 2 | - | 2 |
| | Total | | 27 | 4 | 31 | 586 | 149 | 735 | 613 | 153 |
| Total | Primary | 52 | 7 | 59 | 737 | 180 | 917 | 789 | 187 | 976 |
| | Middle | 6 | 1 | 7 | 11 | - | 11 | 17 | 1 | 18 |
| | Elementary | 2 | - | 2 | 9 | - | 9 | 11 | - | 11 |
| | Secondary | 7 | - | 7 | 29 | - | 29 | 36 | - | 36 |
| | Higher Secondary | - | - | - | 2 | - | 2 | 2 | - | 2 |
| | Grand Total | | 67 | 8 | 75 | 788 | 180 | 968 | 855 | 188 |

Note : Closed = Both Temporary (184) and Permanent (4) Closed Schools included

| District : Tando M. Khan | | Schools by Medium | | | | | Schools by Shift | | | | Number of Branch Schools |
|--------------------------|------------------|-------------------|--------|---------|-------|-------|------------------|-----------|------|-------|--------------------------|
| School Gender | School Level | Urdu | Sindhi | English | Mixed | Total | Morning | Afternoon | Both | Total | |
| Boys | Primary | 130 | | | | 130 | 128 | 2 | - | 130 | - |
| | Middle | 4 | | | 1 | 5 | 5 | - | - | 5 | - |
| | Elementary | 1 | | | | 1 | 1 | - | - | 1 | - |
| | Secondary | 9 | | | 3 | 12 | 12 | - | - | 12 | - |
| | Higher Secondary | | | | | - | | | | - | - |
| | Total | | - | 144 | - | 4 | 148 | 146 | 2 | - | 148 |
| Girls | Primary | 3 | 105 | | 3 | 111 | 105 | 6 | - | 111 | - |
| | Middle | 1 | 3 | | 1 | 5 | 5 | - | - | 5 | - |
| | Elementary | | 1 | | | 1 | 1 | - | - | 1 | - |
| | Secondary | | 8 | | 4 | 12 | 11 | - | 1 | 12 | - |
| | Higher Secondary | | | | | - | | | | - | - |
| | Total | | 4 | 117 | - | 8 | 129 | 122 | 6 | 1 | 129 |
| Mixed | Primary | 1 | 727 | | 7 | 735 | 733 | 2 | - | 735 | - |
| | Middle | | 8 | | | 8 | 7 | 1 | - | 8 | - |
| | Elementary | | 8 | | 1 | 9 | 7 | 1 | 1 | 9 | - |
| | Secondary | | 12 | | | 12 | 12 | - | - | 12 | - |
| | Higher Secondary | | 2 | | | 2 | 2 | - | - | 2 | - |
| | Total | | 1 | 757 | - | 8 | 766 | 761 | 4 | 1 | 766 |
| Total | Primary | 4 | 962 | - | 10 | 976 | 966 | 10 | - | 976 | - |
| | Middle | 1 | 15 | - | 2 | 18 | 17 | 1 | - | 18 | - |
| | Elementary | - | 10 | - | 1 | 11 | 9 | 1 | 1 | 11 | - |
| | Secondary | - | 29 | - | 7 | 36 | 35 | - | 1 | 36 | - |
| | Higher Secondary | - | 2 | - | - | 2 | 2 | - | - | 2 | - |
| Grand Total | | 5 | 1,018 | - | 20 | 1,043 | 1,029 | 12 | 2 | 1,043 | - |

| District : Tando M. Khan | Boys Enrolment Class Stages wise | | | | | | Girls Enrolment Class Stages wise | | | | | | Grand Total | |
|--------------------------------|----------------------------------|--------|--------|------------|---------|-----------|-----------------------------------|-------|--------|------------|---------|-----------|----------------|--------|
| | School Level | Kachi | I to V | VI to VIII | IX to X | XI to XII | Total | Kachi | I to V | VI to VIII | IX to X | XI to XII | | Total |
| Primary | 5,007 | 21,418 | 27 | | | | 26,452 | 3,309 | 11,933 | 60 | | | 15,302 | 41,754 |
| Middle | 16 | 53 | 457 | | | | 526 | 14 | 44 | 400 | | | 458 | 984 |
| Elementary | 205 | 839 | 417 | | | | 1,461 | 81 | 279 | 168 | | | 528 | 1,989 |
| Secondary | 301 | 915 | 2,483 | 1,665 | | | 5,364 | 120 | 703 | 1,883 | 1,268 | | 3,974 | 9,338 |
| Higher Secondary | 63 | 224 | 452 | 326 | 160 | | 1,225 | 8 | 14 | 39 | 48 | 128 | 237 | 1,462 |
| Grand Total | 5,592 | 23,449 | 3,836 | 1,991 | 160 | | 35,028 | 3,532 | 12,973 | 2,550 | 1,316 | 128 | 20,499 | 55,527 |

Teachers : Level and Type of Post wise
6

| District : Tando M. Khan | | Teaching Staff by Type of Post | | | | | | | | | Grand Total |
|--------------------------|------------------|--------------------------------|----------------|-----|------|---------------|--------|-------------|-----------|--------------|-------------|
| Teacher Gender | School Level | Govt. Regular | Govt. Contract | SMC | NCHD | ESRA / US Aid | UNICEF | Other Donor | Volunteer | Not Provided | |
| Male | Primary | 1,105 | 61 | | 75 | 1 | | 2 | 5 | | 1,249 |
| | Middle | 34 | 2 | | | | | | | | 36 |
| | Elementary | 89 | 3 | | | | | | | | 92 |
| | Secondary | 356 | 4 | | | | | | | | 360 |
| | Higher Secondary | 53 | | | | | | 2 | | | 55 |
| | Total | | 1,637 | 70 | - | 75 | 1 | - | 4 | 5 | - |
| Female | Primary | 173 | 8 | | 17 | | | 8 | 2 | | 208 |
| | Middle | 13 | | | | | | | | | 13 |
| | Elementary | 1 | | | 1 | | | | | | 2 |
| | Secondary | 187 | 3 | | | | | | | | 190 |
| | Higher Secondary | | | | | | | | | | - |
| | Total | | 374 | 11 | - | 18 | - | - | 8 | 2 | - |
| Total | Primary | 1,278 | 69 | - | 92 | 1 | - | 10 | 7 | - | 1,457 |
| | Middle | 47 | 2 | - | - | - | - | - | - | - | 49 |
| | Elementary | 90 | 3 | - | 1 | - | - | - | - | - | 94 |
| | Secondary | 543 | 7 | - | - | - | - | - | - | - | 550 |
| | Higher Secondary | 53 | - | - | - | - | - | 2 | - | - | 55 |
| Grand Total | | 2,011 | 81 | - | 93 | 1 | - | 12 | 7 | - | 2,205 |

Teachers : Gender and Professional Training wise
7

| District : Tando M. Khan | | Teaching Staff by Professional Training wise | | | | | | | Grand Total |
|--------------------------|------------------|--|-----|-------|-------|-------|-----------|--------------|-------------|
| Teacher Gender | School Level | PTC | C.T | B. Ed | M. Ed | Other | Untrained | Not Provided | Total |
| Male | Primary | 873 | 45 | 273 | 36 | 2 | 18 | 2 | 1,249 |
| | Middle | 4 | 3 | 8 | 6 | 10 | 1 | 4 | 36 |
| | Elementary | 54 | 2 | 18 | 9 | 1 | 8 | | 92 |
| | Secondary | 38 | 13 | 81 | 103 | 82 | 43 | | 360 |
| | Higher Secondary | 13 | 3 | 12 | 20 | 7 | | | 55 |
| | Total | | 982 | 66 | 392 | 174 | 102 | 70 | 6 |
| Female | Primary | 136 | 9 | 39 | 8 | 2 | 12 | 2 | 208 |
| | Middle | | 2 | 2 | 2 | 2 | 5 | | 13 |
| | Elementary | 1 | | | | | 1 | | 2 |
| | Secondary | 32 | 12 | 42 | 74 | 23 | 7 | | 190 |
| | Higher Secondary | | | | | | | | - |
| | Total | | 169 | 23 | 83 | 84 | 27 | 25 | 2 |
| Total | Primary | 1,009 | 54 | 312 | 44 | 4 | 30 | 4 | 1,457 |
| | Middle | 4 | 5 | 10 | 8 | 12 | 6 | 4 | 49 |
| | Elementary | 55 | 2 | 18 | 9 | 1 | 9 | - | 94 |
| | Secondary | 70 | 25 | 123 | 177 | 105 | 50 | - | 550 |
| | Higher Secondary | 13 | 3 | 12 | 20 | 7 | - | - | 55 |
| Grand Total | | 1,151 | 89 | 475 | 258 | 129 | 95 | 8 | 2,205 |

Schools Building Facilities : Gender and Level wise
8

| District : Tando M. Khan | | Schools by Building | | | | | | | Total Schools | Total Number of Classrooms |
|--------------------------|------------------|---------------------|-----------------|------------|-----------|---------|--------|----------------------------------|---------------|----------------------------|
| | | Other Ownership | Govt. Ownership | | | | Rental | Shelterless (No Build / No Info) | | |
| | | | Satisfactory | Repairable | Dangerous | No Info | | | | |
| School Gender | School Level | | | | | | | | | |
| Boys | Primary | 6 | 43 | 54 | 22 | - | - | 5 | 130 | 230 |
| | Middle | - | 3 | 2 | - | - | - | - | 5 | 14 |
| | Elementary | - | 1 | - | - | - | - | - | 1 | 2 |
| | Secondary | - | 2 | 8 | 2 | - | - | - | 12 | 95 |
| | Higher Secondary | - | - | - | - | - | - | - | - | - |
| | Total | | 6 | 49 | 64 | 24 | - | - | 5 | 148 |
| Girls | Primary | 4 | 18 | 67 | 11 | - | 1 | 10 | 111 | 190 |
| | Middle | - | 1 | 4 | - | - | - | - | 5 | 11 |
| | Elementary | - | - | 1 | - | - | - | - | 1 | 2 |
| | Secondary | - | 5 | 6 | 1 | - | - | - | 12 | 107 |
| | Higher Secondary | - | - | - | - | - | - | - | - | - |
| | Total | | 4 | 24 | 78 | 12 | - | 1 | 10 | 129 |
| Mixed | Primary | 25 | 243 | 273 | 107 | - | 2 | 85 | 735 | 957 |
| | Middle | - | 3 | 2 | 1 | - | - | 2 | 8 | 15 |
| | Elementary | 1 | 2 | 4 | 2 | - | - | - | 9 | 44 |
| | Secondary | - | 2 | 9 | 1 | - | - | - | 12 | 60 |
| | Higher Secondary | - | 1 | - | 1 | - | - | - | 2 | 24 |
| | Total | | 26 | 251 | 288 | 112 | - | 2 | 87 | 766 |
| Total | Primary | 35 | 304 | 394 | 140 | - | 3 | 100 | 976 | 1,377 |
| | Middle | - | 7 | 8 | 1 | - | - | 2 | 18 | 40 |
| | Elementary | 1 | 3 | 5 | 2 | - | - | - | 11 | 48 |
| | Secondary | - | 9 | 23 | 4 | - | - | - | 36 | 262 |
| | Higher Secondary | - | 1 | - | 1 | - | - | - | 2 | 24 |
| Grand Total | | 36 | 324 | 430 | 148 | - | 3 | 102 | 1,043 | 1,751 |

Note : Closed Schools Included

Source: SEMIS Census 2013 - 2014

Sindh Education Management Information System (SEMIS)

| District : Tando M. Khan | | | Schools having Basic Facilities | | | | | Schools having | |
|--------------------------|------------------|---------|---------------------------------|---------|----------------|---------------|-------------|----------------|-------------|
| School Gender | School Level | Schools | Electricity | Toilets | Drinking Water | Boundary Wall | Play Ground | Library | Science Lab |
| Boys | Primary | 130 | 42 | 69 | 55 | 90 | 58 | - | - |
| | Middle | 5 | 2 | 4 | 2 | 3 | 1 | - | - |
| | Elementary | 1 | 1 | - | - | 1 | - | - | - |
| | Secondary | 12 | 6 | 10 | 10 | 9 | 5 | 2 | 3 |
| | Higher Secondary | | | | | | | | |
| | Total | 148 | 51 | 83 | 67 | 103 | 64 | 2 | 3 |
| Girls | Primary | 111 | 44 | 84 | 68 | 82 | 33 | - | - |
| | Middle | 5 | 2 | 5 | 3 | 4 | 2 | - | - |
| | Elementary | 1 | - | 1 | - | 1 | - | - | - |
| | Secondary | 12 | 9 | 10 | 10 | 11 | 6 | 2 | 4 |
| | Higher Secondary | | | | | | | | |
| | Total | 129 | 55 | 100 | 81 | 98 | 41 | 2 | 4 |
| Mixed | Primary | 735 | 171 | 322 | 331 | 399 | 232 | - | - |
| | Middle | 8 | 2 | 6 | 2 | 6 | 3 | - | - |
| | Elementary | 9 | 7 | 6 | 5 | 8 | 4 | - | - |
| | Secondary | 12 | 8 | 10 | 11 | 11 | 6 | 2 | 2 |
| | Higher Secondary | 2 | 1 | 2 | 1 | 1 | - | 1 | - |
| | Total | 766 | 189 | 346 | 350 | 425 | 245 | 3 | 2 |
| Total | Primary | 976 | 257 | 475 | 454 | 571 | 323 | - | - |
| | Middle | 18 | 6 | 15 | 7 | 13 | 6 | - | - |
| | Elementary | 11 | 8 | 7 | 5 | 10 | 4 | - | - |
| | Secondary | 36 | 23 | 30 | 31 | 31 | 17 | 6 | 9 |
| | Higher Secondary | 2 | 1 | 2 | 1 | 1 | - | 1 | - |
| Grand Total | | 1,043 | 295 | 529 | 498 | 626 | 350 | 7 | 9 |

| | | | | | | | |
|------------------------------|-----|-----|-----|-----|-----|-------|-------|
| Without Facilities / No Info | 748 | 514 | 545 | 417 | 693 | 1,036 | 1,034 |
|------------------------------|-----|-----|-----|-----|-----|-------|-------|

Note : Closed Schools Included

Source: SEMIS Census 2013 - 2014

Sindh Education Management Information System (SEMIS)

| District : Tando M. Khan | | | Schools having / Received Facilities of | | | |
|--------------------------|------------------|---------|---|-----------------|--------------------|----------------|
| School Gender | School Level | Schools | Functional SMC | Free Text Books | Construction Works | Campus Schools |
| Boys | Primary | 130 | 103 | 93 | 20 | - |
| | Middle | 5 | 4 | 4 | 1 | - |
| | Elementary | 1 | 1 | 1 | - | - |
| | Secondary | 12 | 12 | 12 | 7 | 5 |
| | Higher Secondary | | | | | |
| | Total | 148 | 120 | 110 | 28 | 5 |
| Girls | Primary | 111 | 96 | 103 | 18 | - |
| | Middle | 5 | 2 | 4 | 1 | - |
| | Elementary | 1 | 1 | 1 | - | - |
| | Secondary | 12 | 10 | 11 | 3 | 5 |
| | Higher Secondary | | | | | |
| | Total | 129 | 109 | 119 | 22 | 5 |
| Mixed | Primary | 735 | 621 | 583 | 100 | - |
| | Middle | 8 | 7 | 8 | 1 | - |
| | Elementary | 9 | 9 | 9 | 3 | - |
| | Secondary | 12 | 12 | 10 | 6 | 1 |
| | Higher Secondary | 2 | 2 | 1 | 1 | 1 |
| | Total | 766 | 651 | 611 | 111 | 2 |
| Total | Primary | 976 | 820 | 779 | 138 | - |
| | Middle | 18 | 13 | 16 | 3 | - |
| | Elementary | 11 | 11 | 11 | 3 | - |
| | Secondary | 36 | 34 | 33 | 16 | 11 |
| | Higher Secondary | 2 | 2 | 1 | 1 | 1 |
| Grand Total | | 1,043 | 880 | 840 | 161 | 12 |

Without Facilities / No Info

163

203

882

1,031

SMC = School Management Committee

Note : Closed Schools Included

Source: SEMIS Census 2013 - 2014

Sindh Education Management Information System (SEMIS)

District : Tando M. Khan

| School Gender | School Level | Student Chairs | Student Desks | Student Benches | Teachers Tables | Teachers Chairs | Fans | Computers |
|---------------|------------------|----------------|---------------|-----------------|-----------------|-----------------|-------|-----------|
| Boys | Primary | 318 | 1,020 | 971 | 197 | 433 | 254 | 10 |
| | Middle | - | 78 | 11 | 5 | 19 | 13 | 3 |
| | Elementary | - | 30 | 5 | 4 | 10 | 4 | - |
| | Secondary | 464 | 885 | 187 | 85 | 294 | 190 | 24 |
| | Higher Secondary | | | | | | | |
| | Total | 782 | 2,013 | 1,174 | 291 | 756 | 461 | 37 |
| Girls | Primary | 139 | 923 | 972 | 186 | 348 | 177 | 5 |
| | Middle | - | 129 | 5 | 8 | 16 | 7 | - |
| | Elementary | - | 15 | 20 | 2 | 4 | 4 | - |
| | Secondary | 1,286 | 940 | 84 | 107 | 298 | 215 | 27 |
| | Higher Secondary | | | | | | | |
| | Total | 1,425 | 2,007 | 1,081 | 303 | 666 | 403 | 32 |
| Mixed | Primary | 158 | 2,720 | 3,690 | 645 | 1,520 | 662 | 11 |
| | Middle | 73 | 109 | 19 | 12 | 39 | 23 | 2 |
| | Elementary | 85 | 241 | 135 | 48 | 110 | 49 | 3 |
| | Secondary | 442 | 479 | 59 | 52 | 189 | 120 | 4 |
| | Higher Secondary | 132 | 204 | 114 | 31 | 57 | 62 | 23 |
| | Total | 890 | 3,753 | 4,017 | 788 | 1,915 | 916 | 43 |
| Total | Primary | 615 | 4,663 | 5,633 | 1,028 | 2,301 | 1,093 | 26 |
| | Middle | 73 | 316 | 35 | 25 | 74 | 43 | 5 |
| | Elementary | 85 | 286 | 160 | 54 | 124 | 57 | 3 |
| | Secondary | 2,192 | 2,304 | 330 | 244 | 781 | 525 | 55 |
| | Higher Secondary | 132 | 204 | 114 | 31 | 57 | 62 | 23 |
| Grand Total | | 3,097 | 7,773 | 6,272 | 1,382 | 3,337 | 1,780 | 112 |

| District : Tando M. Khan Taluka Name | No. of Schools | | | | Enrolment | | | Teachers | | | School Status | |
|---|----------------|------------|------------|--------------|---------------|---------------|---------------|--------------|------------|--------------|---------------|------------|
| | Boys | Girls | Mixed | Total | Boys | Girls | Total | Male | Female | Total | Functional | Closed |
| Tando Muhammad Khan | 43 | 55 | 198 | 296 | 14,160 | 9,332 | 23,492 | 811 | 288 | 1,099 | 264 | 32 |
| Tando Ghulam Hyde | 57 | 37 | 257 | 351 | 10,362 | 5,515 | 15,877 | 469 | 66 | 535 | 313 | 38 |
| Bulri Shah Karim | 48 | 37 | 311 | 396 | 10,506 | 5,652 | 16,158 | 512 | 59 | 571 | 278 | 118 |
| District Total | 148 | 129 | 766 | 1,043 | 35,028 | 20,499 | 55,527 | 1,792 | 413 | 2,205 | 855 | 188 |

Source: SEMIS Census 2013 - 2014

Sindh Education Management Information System (SEMIS)