

SINDH Education Management Information System (SEMIS)



**District Education Profile**  
**Tando Allahyar**  
**2013 - 14**



**REFORM SUPPORT UNIT**

Education and Literacy Department

Government of Sindh, Karachi

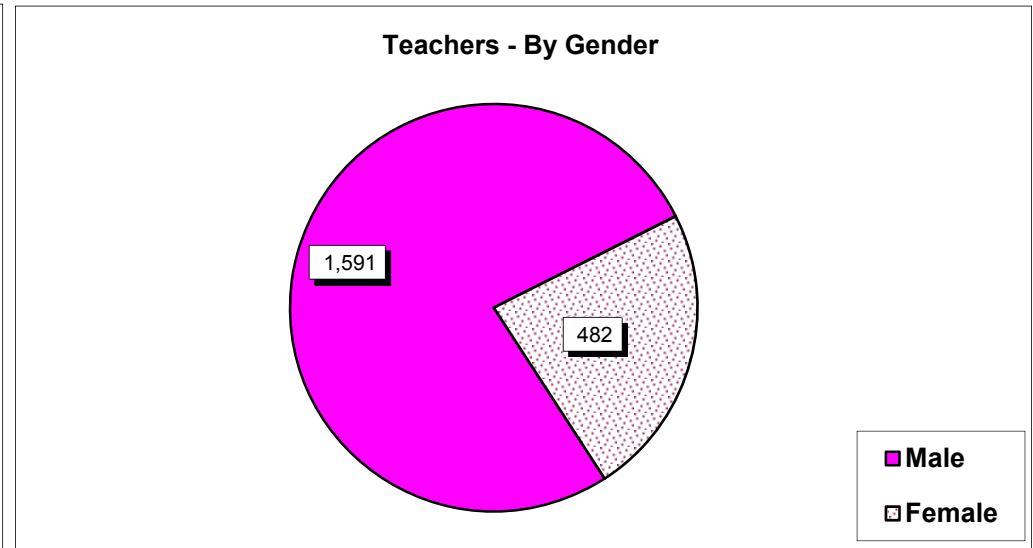
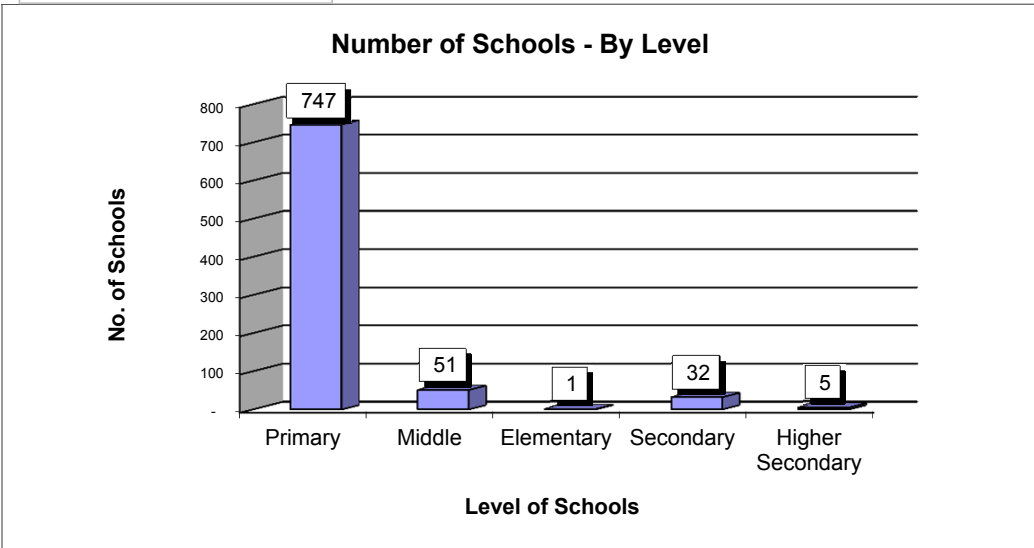
## TABLE OF CONTENTS

### District Tando Allahyar

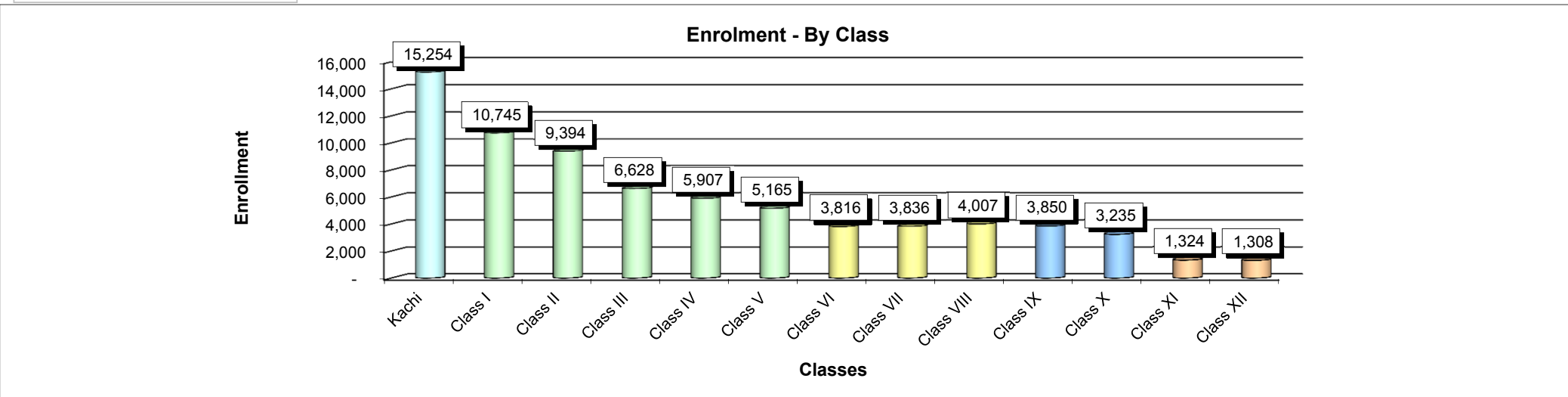
TOPICS		Page No
Graph	- Basic Education Summary	1
Summary	- Schools, Enrolment and Teachers by Gender and level wise.	2
Schools	- Gender, Level and Status wise.	3
	- Medium and Shift wise.	4
Enrolment	- Gender, Level and Classes stage wise.	5
Teachers	- Gender, Level and Type of Post wise	6
	- Gender, Level and Professional Training wise.	7
Buildings	- School Buildings Status Gender and Level wise.	8
Facilities	- Schools having Basic Facilities.	9
	- Schools having Advance Facilities.	10
	- Classroom Facilities Gender and level wise.	11
Taluka Summary	- Number of Schools, Enrolment , Teachers and School status	12

Total Schools : 836

Total Teachers : 2,073



Total Enrollment : 74,469



Basic Ratio ---- Students per Teachers : 36

Students per School : 89

Students per Classroom : 38

Teachers per School : 2

District : Tando Allahyar		No. of Schools	Enrolment			Teachers			Student per Teacher Ratio
School Gender	School Level	Total	Boys	Girls	Total	Male	Female	Total	
Boys	Primary	57	3,525	219	3,744	86		86	44
	Middle	9	321	193	514	22		22	23
	Elementary				-			-	-
	Secondary	8	4,497	76	4,573	152		152	30
	Higher Secondary	1	2,323	317	2,640	45		45	59
	Total		75	10,666	805	11,471	305	-	305
Girls	Primary	74	49	4,847	4,896		132	132	37
	Middle	9	-	252	252		14	14	18
	Elementary				-			-	-
	Secondary	8	507	2,206	2,713	1	103	104	26
	Higher Secondary	2	115	3,911	4,026		72	72	56
	Total		93	671	11,216	11,887	1	321	322
Mixed	Primary	616	28,426	12,608	41,034	988	128	1,116	37
	Middle	33	1,130	902	2,032	80	31	111	18
	Elementary	1	103	40	143	4		4	36
	Secondary	16	4,823	1,632	6,455	185		185	35
	Higher Secondary	2	1,184	263	1,447	28	2	30	48
	Total		668	35,666	15,445	51,111	1,285	161	1,446
Total	Primary	747	32,000	17,674	49,674	1,074	260	1,334	37
	Middle	51	1,451	1,347	2,798	102	45	147	19
	Elementary	1	103	40	143	4	-	4	36
	Secondary	32	9,827	3,914	13,741	338	103	441	31
	Higher Secondary	5	3,622	4,491	8,113	73	74	147	55
Grand Total		836	47,003	27,466	74,469	1,591	482	2,073	36

**Schools : Gender, Level, Location and Status wise**
**3**

District : Tando Allahyar		Urban Area			Rural Area			Total Schools		
School Gender	School Level	Functional	Closed	Total	Functional	Closed	Total	Functional	Closed	Total
Boys	Primary	4		4	46	7	53	50	7	57
	Middle	1	1	2	6	1	7	7	2	9
	Elementary			-			-	-	-	-
	Secondary	3		3	5		5	8	-	8
	Higher Secondary	1		1			-	1	-	1
	<b>Total</b>		<b>9</b>	<b>1</b>	<b>10</b>	<b>57</b>	<b>8</b>	<b>65</b>	<b>66</b>	<b>9</b>
Girls	Primary	5	1	6	59	9	68	64	10	74
	Middle	2		2	4	3	7	6	3	9
	Elementary			-			-	-	-	-
	Secondary	1		1	7		7	8	-	8
	Higher Secondary	2		2			-	2	-	2
	<b>Total</b>		<b>10</b>	<b>1</b>	<b>11</b>	<b>70</b>	<b>12</b>	<b>82</b>	<b>80</b>	<b>13</b>
Mixed	Primary	44	1	45	502	69	571	546	70	616
	Middle	5	2	7	19	7	26	24	9	33
	Elementary			-	1		1	1	-	1
	Secondary	1		1	15		15	16	-	16
	Higher Secondary	1		1	1		1	2	-	2
	<b>Total</b>		<b>51</b>	<b>3</b>	<b>54</b>	<b>538</b>	<b>76</b>	<b>614</b>	<b>589</b>	<b>79</b>
Total	Primary	53	2	55	607	85	692	660	87	747
	Middle	8	3	11	29	11	40	37	14	51
	Elementary	-	-	-	1	-	1	1	-	1
	Secondary	5	-	5	27	-	27	32	-	32
	Higher Secondary	4	-	4	1	-	1	5	-	5
	<b>Grand Total</b>		<b>70</b>	<b>5</b>	<b>75</b>	<b>665</b>	<b>96</b>	<b>761</b>	<b>735</b>	<b>101</b>

Note : Closed = Both Temporary (91) and Permanent (10) Closed Schools included

District : Tando Allahyar		Schools by Medium					Schools by Shift				Number of Branch Schools
School Gender	School Level	Urdu	Sindhi	English	Mixed	Total	Morning	Afternoon	Both	Total	
Boys	Primary	1	54		2	57	57	-	-	57	-
	Middle		9			9	9	-	-	9	-
	Elementary					-				-	-
	Secondary	1	4		3	8	7	-	1	8	-
	Higher Secondary		1			1	1	-	-	1	-
	Total		2	68	-	5	75	74	-	1	75
Girls	Primary	1	70		3	74	72	2	-	74	-
	Middle	1	7		1	9	9	-	-	9	-
	Elementary					-				-	-
	Secondary		5		3	8	8	-	-	8	-
	Higher Secondary				2	2	1	-	1	2	-
	Total		2	82	-	9	93	90	2	1	93
Mixed	Primary	26	585		5	616	610	3	3	616	-
	Middle	4	27		2	33	32	1	-	33	-
	Elementary		1			1	1	-	-	1	-
	Secondary	2	13		1	16	16	-	-	16	-
	Higher Secondary		2			2	2	-	-	2	-
	Total		32	628	-	8	668	661	4	3	668
Total	Primary	28	709	-	10	747	739	5	3	747	-
	Middle	5	43	-	3	51	50	1	-	51	-
	Elementary	-	1	-	-	1	1	-	-	1	-
	Secondary	3	22	-	7	32	31	-	1	32	-
	Higher Secondary	-	3	-	2	5	4	-	1	5	-
Grand Total		36	778	-	22	836	825	6	5	836	-

**Enrolment : Gender, Level and Class Stage wise**
**5**

District : Tando Allahyar	Boys Enrolment Class Stages wise						Girls Enrolment Class Stages wise						Grand Total		
	School Level	Kachi	I to V	VI to VIII	IX to X	XI to XII	Total	Kachi	I to V	VI to VIII	IX to X	XI to XII		Total	
Primary	9,062	22,911	27				32,000	5,218	12,404	52				17,674	49,674
Middle	66	263	1,122				1,451	68	277	1,002				1,347	2,798
Elementary			103				103			40				40	143
Secondary	217	432	5,387	3,654	137		9,827	214	734	1,529	1,397	40		3,914	13,741
Higher Secondary	201	365	951	857	1,248		3,622	208	453	1,446	1,177	1,207		4,491	8,113
Grand Total	9,546	23,971	7,590	4,511	1,385		47,003	5,708	13,868	4,069	2,574	1,247		27,466	74,469

Source: SEMIS Census 2013 - 2014

Sindh Education Management Information System (SEMIS)

**Teachers : Level and Type of Post wise**
**6**

District : Tando Allahya		Teaching Staff by Type of Post									Grand Total
Teacher Gender	School Level	Govt. Regular	Govt. Contract	SMC	NCHD	ESRA / US Aid	UNICEF	Other Donor	Volunteer	Not Provided	
Male	Primary	1,008	3		25	1	1	2	34		1,074
	Middle	98	4								102
	Elementary	4									4
	Secondary	328	8				1		1		338
	Higher Secondary	68	5								73
	Total		1,506	20	-	25	1	2	2	35	-
Female	Primary	229			10		2		19		260
	Middle	44		1							45
	Elementary										-
	Secondary	101							2		103
	Higher Secondary	71	3								74
	Total		445	3	1	10	-	2	-	21	-
Total	Primary	1,237	3	-	35	1	3	2	53	-	1,334
	Middle	142	4	1	-	-	-	-	-	-	147
	Elementary	4	-	-	-	-	-	-	-	-	4
	Secondary	429	8	-	-	-	1	-	3	-	441
	Higher Secondary	139	8	-	-	-	-	-	-	-	147
Grand Total		1,951	23	1	35	1	4	2	56	-	2,073



**Teachers : Gender and Professional Training wise**
**7**

District : Tando Allahyar		Teaching Staff by Professional Training wise							Grand Total
Teacher Gender	School Level	PTC	C.T	B. Ed	M. Ed	Other	Untrained	Not Provided	Total
Male	Primary	587	44	357	48	3	35		1,074
	Middle	9	11	31	13	35	3		102
	Elementary		1	1		2			4
	Secondary	13	19	126	125	44	11		338
	Higher Secondary	4		27	39	3			73
	Total		613	75	542	225	87	49	-
Female	Primary	146	13	83	12	1	5		260
	Middle	5	10	24	1	1	4		45
	Elementary								-
	Secondary	30	5	27	32	8	1		103
	Higher Secondary	8	4	25	34	2	1		74
	Total		189	32	159	79	12	11	-
Total	Primary	733	57	440	60	4	40	-	1,334
	Middle	14	21	55	14	36	7	-	147
	Elementary	-	1	1	-	2	-	-	4
	Secondary	43	24	153	157	52	12	-	441
	Higher Secondary	12	4	52	73	5	1	-	147
Grand Total		802	107	701	304	99	60	-	2,073

District : Tando Allahyar		Schools by Building							Total Schools	Total Number of Classrooms
		Other Ownership	Govt. Ownership				Rental	Shelterless (No Build / No Info)		
			Satisfactory	Repairable	Dangerous	No Info				
School Gender	School Level									
Boys	Primary	-	19	32	4	-	-	2	57	117
	Middle	-	3	3	1	-	-	2	9	21
	Elementary								-	
	Secondary	-	3	4	1	-	-	-	8	76
	Higher Secondary	-	-	1	-	-	-	-	1	35
	Total	-	25	40	6	-	-	4	75	249
Girls	Primary	2	23	32	13	-	-	4	74	156
	Middle	-	-	9	-	-	-	-	9	25
	Elementary								-	
	Secondary	-	3	5	-	-	-	-	8	67
	Higher Secondary	-	1	1	-	-	-	-	2	70
	Total	2	27	47	13	-	-	4	93	318
Mixed	Primary	13	148	322	90	-	2	41	616	1,153
	Middle	-	7	18	6	-	-	2	33	103
	Elementary	-	1	-	-	-	-	-	1	6
	Secondary	-	8	6	2	-	-	-	16	113
	Higher Secondary	-	1	1	-	-	-	-	2	14
	Total	13	165	347	98	-	2	43	668	1,389
Total	Primary	15	190	386	107	-	2	47	747	1,426
	Middle	-	10	30	7	-	-	4	51	149
	Elementary	-	1	-	-	-	-	-	1	6
	Secondary	-	14	15	3	-	-	-	32	256
	Higher Secondary	-	2	3	-	-	-	-	5	119
Grand Total		15	217	434	117	-	2	51	836	1,956

Note : Closed Schools Included

Source: SEMIS Census 2013 - 2014

Sindh Education Management Information System (SEMIS)

District : Tando Allahyar			Schools having Basic Facilities					Schools having	
School Gender	School Level	Schools	Electricity	Toilets	Drinking Water	Boundary Wall	Play Ground	Library	Science Lab
Boys	Primary	57	36	37	25	50	7	-	-
	Middle	9	5	6	4	5	1	-	-
	Elementary								
	Secondary	8	8	7	7	7	3	3	5
	Higher Secondary	1	1	1	1	1	-	-	-
	Total	75	50	51	37	63	11	3	5
Girls	Primary	74	43	54	36	66	13	-	-
	Middle	9	8	8	2	8	2	-	-
	Elementary								
	Secondary	8	8	8	7	8	3	1	1
	Higher Secondary	2	2	2	2	2	2	2	1
	Total	93	61	72	47	84	20	3	2
Mixed	Primary	616	392	409	296	485	112	1	-
	Middle	33	17	18	12	25	2	-	-
	Elementary	1	1	1	1	1	-	-	-
	Secondary	16	15	16	15	14	4	3	5
	Higher Secondary	2	2	2	2	2	1	-	2
	Total	668	427	446	326	527	119	4	7
Total	Primary	747	471	500	357	601	132	1	-
	Middle	51	30	32	18	38	5	-	-
	Elementary	1	1	1	1	1	-	-	-
	Secondary	32	31	31	29	29	10	7	11
	Higher Secondary	5	5	5	5	5	3	2	3
Grand Total		836	538	569	410	674	150	10	14

Without Facilities / No Info	298	267	426	162	686	826	822
------------------------------	-----	-----	-----	-----	-----	-----	-----

Note : Closed Schools Included

Source: SEMIS Census 2013 - 2014

Sindh Education Management Information System (SEMIS)

District : Tando Allahyar			Schools having / Received Facilities of			
School Gender	School Level	Schools	Functional SMC	Free Text Books	Construction Works	Campus Schools
Boys	Primary	57	52	48	3	-
	Middle	9	7	7	-	-
	Elementary					
	Secondary	8	7	8	2	1
	Higher Secondary	1	1	1	1	1
	Total	75	67	64	6	2
Girls	Primary	74	64	62	1	-
	Middle	9	6	6	-	-
	Elementary					
	Secondary	8	7	7	4	4
	Higher Secondary	2	2	2	2	2
	Total	93	79	77	7	6
Mixed	Primary	616	551	498	13	-
	Middle	33	27	21	2	-
	Elementary	1	1	1	-	-
	Secondary	16	16	15	7	2
	Higher Secondary	2	2	2	2	-
	Total	668	597	537	24	2
Total	Primary	747	667	608	17	-
	Middle	51	40	34	2	-
	Elementary	1	1	1	-	-
	Secondary	32	30	30	13	7
	Higher Secondary	5	5	5	5	3
Grand Total		836	743	678	37	10

Without Facilities / No Info

93

158

799

826

SMC = School Management Committee

Note : Closed Schools Included

Source: SEMIS Census 2013 - 2014

Sindh Education Management Information System (SEMIS)

## District : Tando Allahyar

School Gender	School Level	Student Chairs	Student Desks	Student Benches	Teachers Tables	Teachers Chairs	Fans	Computers
Boys	Primary	12	665	686	133	313	253	2
	Middle	56	264	30	20	58	35	-
	Elementary							
	Secondary	8	1,223	45	66	235	279	13
	Higher Secondary	-	572	106	46	125	146	9
	Total		76	2,724	867	265	731	713
Girls	Primary	60	630	756	113	281	234	-
	Middle	-	77	27	9	21	19	-
	Elementary							
	Secondary	50	631	135	83	135	179	5
	Higher Secondary	244	566	181	78	153	124	15
	Total		354	1,904	1,099	283	590	556
Mixed	Primary	320	6,771	5,785	1,085	2,277	2,326	20
	Middle	45	503	217	79	206	240	13
	Elementary	-	140	25	8	20	20	-
	Secondary	120	1,612	187	128	476	387	13
	Higher Secondary	-	850	-	-	90	98	32
	Total		485	9,876	6,214	1,300	3,069	3,071
Total	Primary	392	8,066	7,227	1,331	2,871	2,813	22
	Middle	101	844	274	108	285	294	13
	Elementary	-	140	25	8	20	20	-
	Secondary	178	3,466	367	277	846	845	31
	Higher Secondary	244	1,988	287	124	368	368	56
Grand Total		915	14,504	8,180	1,848	4,390	4,340	122

District : Tando Allahyar	No. of Schools				Enrolment			Teachers			School Status	
	Taluka Name	Boys	Girls	Mixed	Total	Boys	Girls	Total	Male	Female	Total	Functional
Tando Allah Yar	25	32	201	258	20,008	12,609	32,617	737	308	1,045	237	21
Jhando Mari	18	36	233	287	13,258	8,295	21,553	427	98	525	239	48
Chamber	32	25	234	291	13,737	6,562	20,299	427	76	503	259	32
District Total	75	93	668	836	47,003	27,466	74,469	1,591	482	2,073	735	101

Source: SEMIS Census 2013 - 2014

Sindh Education Management Information System (SEMIS)