

SINDH Education Management Information System (SEMIS)

# District Education Profile

## SUJAWAL

### 2013 - 14



## REFORM SUPPORT UNIT

Education and Literacy Department

Government of Sindh, Karachi

## TABLE OF CONTENTS

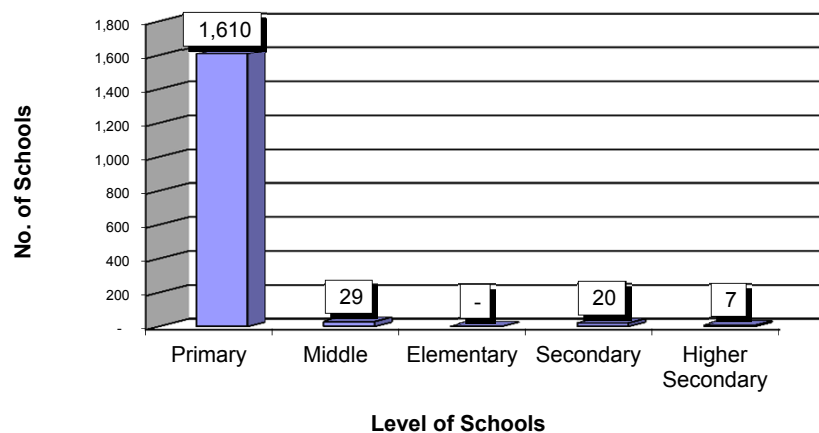
### District Sujawal

TOPICS		Page No
Graph	- Basic Education Summary	1
Summary	- Schools, Enrolment and Teachers by Gender and level wise.	2
Schools	- Gender, Level and Status wise.	3
	- Medium and Shift wise.	4
Enrolment	- Gender, Level and Classes stage wise.	5
Teachers	- Gender, Level and Type of Post wise	6
	- Gender, Level and Professional Training wise.	7
Buildings	- School Buildings Status Gender and Level wise.	8
Facilities	- Schools having Basic Facilities.	9
	- Schools having Advance Facilities.	10
	- Classroom Facilities Gender and level wise.	11
Taluka Summary	- Number of Schools, Enrolment , Teachers and School status	12

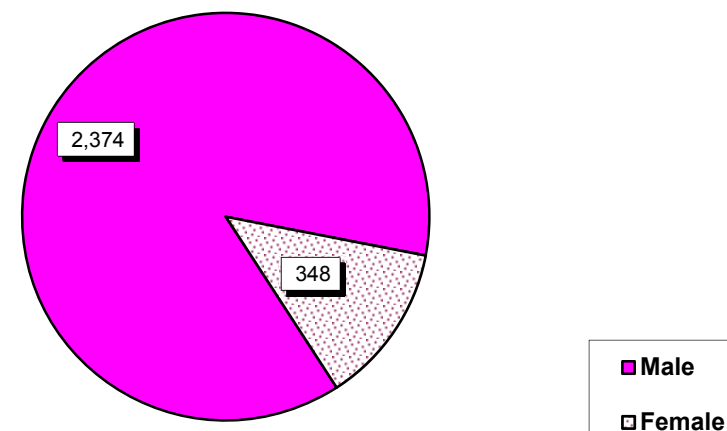
Total Schools : 1,666

Total Teachers : 2,722

Number of Schools - By Level

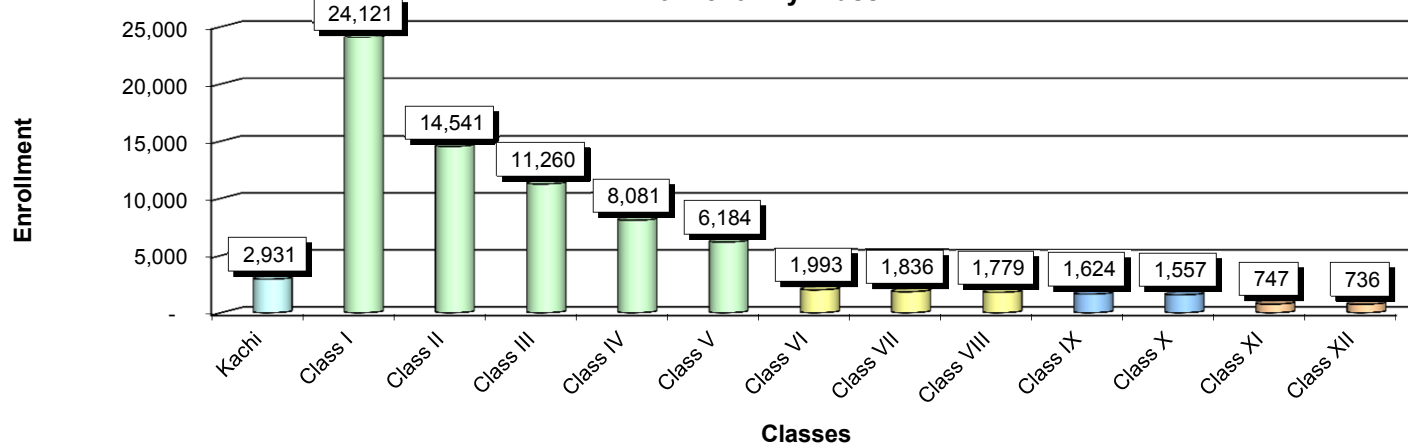


Teachers - By Gender



Total Enrollment : 77,390

Enrolment - By Class



Basic Ratio ---- Students per Teachers : 28

Students per School : 46

Students per Classroom : 34

Teachers per School : 2

District : Sujawal		No. of Schools	Enrolment			Teachers			Student per Teacher Ratio
School Gender	School Level	Total	Boys	Girls	Total	Male	Female	Total	
Boys	Primary	354	12,524	5,092	17,616	598		598	29
	Middle	4	105	60	165	16		16	10
	Elementary				-			-	-
	Secondary	13	2,488	279	2,767	140		140	20
	Higher Secondary	4	2,564	346	2,910	88		88	33
	Total	375	17,681	5,777	23,458	842	-	842	28
Girls	Primary	176	46	8,355	8,401	3	211	214	39
	Middle	12	-	812	812		49	49	17
	Elementary				-			-	-
	Secondary	3	-	837	837	1	38	39	21
	Higher Secondary	2	-	1,065	1,065		23	23	46
	Total	193	46	11,069	11,115	4	321	325	34
Mixed	Primary	1,080	27,435	12,908	40,343	1,404	27	1,431	28
	Middle	13	379	98	477	61		61	8
	Elementary				-			-	-
	Secondary	4	1,054	113	1,167	46		46	25
	Higher Secondary	1	784	46	830	17		17	49
	Total	1,098	29,652	13,165	42,817	1,528	27	1,555	28
Total	Primary	1,610	40,005	26,355	66,360	2,005	238	2,243	30
	Middle	29	484	970	1,454	77	49	126	12
	Elementary	-	-	-	-	-	-	-	-
	Secondary	20	3,542	1,229	4,771	187	38	225	21
	Higher Secondary	7	3,348	1,457	4,805	105	23	128	38
Grand Total		1,666	47,379	30,011	77,390	2,374	348	2,722	28

**Schools : Gender, Level, Location and Status wise**
**3**

District : Sujawal		Urban Area			Rural Area			Total Schools		
School Gender	School Level	Functional	Closed	Total	Functional	Closed	Total	Functional	Closed	Total
Boys	Primary	4		4	277	73	350	281	73	354
	Middle			-	4		4	4	-	4
	Elementary			-			-	-	-	-
	Secondary	2		2	11		11	13	-	13
	Higher Secondary			-	4		4	4	-	4
	Total	6	-	6	296	73	369	302	73	375
Girls	Primary	2	1	3	91	82	173	93	83	176
	Middle	1		1	11		11	12	-	12
	Elementary			-			-	-	-	-
	Secondary	1		1	2		2	3	-	3
	Higher Secondary			-	2		2	2	-	2
	Total	4	1	5	106	82	188	110	83	193
Mixed	Primary	11	11	22	833	225	1,058	844	236	1,080
	Middle		1	1	12		12	12	1	13
	Elementary			-			-	-	-	-
	Secondary			-	4		4	4	-	4
	Higher Secondary			-	1		1	1	-	1
	Total	11	12	23	850	225	1,075	861	237	1,098
Total	Primary	17	12	29	1,201	380	1,581	1,218	392	1,610
	Middle	1	1	2	27	-	27	28	1	29
	Elementary	-	-	-	-	-	-	-	-	-
	Secondary	3	-	3	17	-	17	20	-	20
	Higher Secondary	-	-	-	7	-	7	7	-	7
	Grand Total	21	13	34	1,252	380	1,632	1,273	393	1,666

Note : Closed = Both Temporary (350) and Permanent (43) Closed Schools included

District : Sujawal		Schools by Medium					Schools by Shift				Number of Branch Schools
School Gender	School Level	Urdu	Sindhi	English	Mixed	Total	Morning	Afternoon	Both	Total	
Boys	Primary	352		1	1	354	354	-	-	354	-
	Middle	4				4	4	-	-	4	-
	Elementary					-				-	-
	Secondary	12			1	13	13	-	-	13	-
	Higher Secondary	4				4	4	-	-	4	-
	Total	-	372	1	2	375	375	-	-	375	-
Girls	Primary	174			2	176	176	-	-	176	-
	Middle	11		1		12	12	-	-	12	-
	Elementary					-				-	-
	Secondary	1			2	3	3	-	-	3	-
	Higher Secondary	2				2	2	-	-	2	-
	Total	-	188	1	4	193	193	-	-	193	-
Mixed	Primary	1,072		2	6	1,080	1,080	-	-	1,080	-
	Middle	13				13	13	-	-	13	-
	Elementary					-				-	-
	Secondary	4				4	4	-	-	4	-
	Higher Secondary				1	1	1	-	-	1	-
	Total	-	1,089	2	7	1,098	1,098	-	-	1,098	-
Total	Primary	-	1,598	3	9	1,610	1,610	-	-	1,610	-
	Middle	-	28	1	-	29	29	-	-	29	-
	Elementary	-	-	-	-	-	-	-	-	-	-
	Secondary	-	17	-	3	20	20	-	-	20	-
	Higher Secondary	-	6	-	1	7	7	-	-	7	-
Grand Total		-	1,649	4	13	1,666	1,666	-	-	1,666	-

**Enrolment : Gender, Level and Class Stage wise**
**5**

District : Sujawal	Boys Enrolment Class Stages wise						Girls Enrolment Class Stages wise						Grand Total
School Level	Kachi	I to V	VI to VIII	IX to X	XI to XII	Total	Kachi	I to V	VI to VIII	IX to X	XI to XII	Total	
Primary	1,554	38,446	5			40,005	1,345	24,953	57			26,355	66,360
Middle	7	214	263			484	25	574	371			970	1,454
Elementary						0						0	0
Secondary			2,222	1,320		3,542			729	500		1,229	4,771
Higher Secondary			1,360	932	1,056	3,348			601	429	427	1,457	4,805
Grand Total	1,561	38,660	3,850	2,252	1,056	47,379	1,370	25,527	1,758	929	427	30,011	77,390

**Teachers : Level and Type of Post wise**
**6**

District : Sujawal		Teaching Staff by Type of Post									Grand Total
Teacher Gender	School Level	Govt. Regular	Govt. Contract	SMC	NCHD	ESRA / US Aid	UNICEF	Other Donor	Volunteer	Not Provided	
Male	Primary	1,972	33								2,005
	Middle	74	3								77
	Elementary										-
	Secondary	186	1								187
	Higher Secondary	104	1								105
	Total	2,336	38	-	-	-	-	-	-	-	2,374
Female	Primary	232	6								238
	Middle	42	7								49
	Elementary										-
	Secondary	38									38
	Higher Secondary	23									23
	Total	335	13	-	-	-	-	-	-	-	348
Total	Primary	2,204	39	-	-	-	-	-	-	-	2,243
	Middle	116	10	-	-	-	-	-	-	-	126
	Elementary	-	-	-	-	-	-	-	-	-	-
	Secondary	224	1	-	-	-	-	-	-	-	225
	Higher Secondary	127	1	-	-	-	-	-	-	-	128
Grand Total		2,671	51	-	-	-	-	-	-	-	2,722

**Teachers : Gender and Professional Training wise**
**7**

District : Sujawal		Teaching Staff by Professional Training wise							Grand Total
Teacher Gender	School Level	PTC	C.T	B. Ed	M. Ed	Other	Untrained	Not Provided	
Male	Primary	1,675	49	224	32		13	12	2,005
	Middle	9	8	21	13	20	4	2	77
	Elementary								-
	Secondary	1	10	64	85	25	1	1	187
	Higher Secondary		3	21	61	16	4		105
	Total	1,685	70	330	191	61	22	15	2,374
Female	Primary	170	8	55	2		2	1	238
	Middle	16	2	14	4	13			49
	Elementary								-
	Secondary		1	8	22	4	2	1	38
	Higher Secondary		1	11	8	3			23
	Total	186	12	88	36	20	4	2	348
Total	Primary	1,845	57	279	34	-	15	13	2,243
	Middle	25	10	35	17	33	4	2	126
	Elementary	-	-	-	-	-	-	-	-
	Secondary	1	11	72	107	29	3	2	225
	Higher Secondary	-	4	32	69	19	4	-	128
Grand Total		1,871	82	418	227	81	26	17	2,722

**Schools Building Facilities : Gender and Level wise**
**8**

District : Sujawal		Schools by Building						Total Schools	Total Number of Classrooms	
		Other Ownership	Govt. Ownership				Rental			Shelterless (No Build / No Info)
School Gender	School Level		Satisfactory	Repairable	Dangerous	No Info				
Boys	Primary	1	93	154	55	-	-	51	354	491
	Middle	-	-	3	-	-	-	1	4	11
	Elementary								-	
	Secondary	-	-	8	5	-	-	-	13	68
	Higher Secondary	-	-	4	-	-	-	-	4	27
	Total	1	93	169	60	-	-	52	375	597
Girls	Primary	4	35	62	23	-	-	52	176	245
	Middle	-	2	6	2	-	-	2	12	48
	Elementary								-	
	Secondary	-	-	1	2	-	-	-	3	17
	Higher Secondary	-	-	2	-	-	-	-	2	14
	Total	4	37	71	27	-	-	54	193	324
Mixed	Primary	18	196	476	177	-	9	204	1,080	1,278
	Middle	-	3	5	5	-	-	-	13	45
	Elementary								-	
	Secondary	-	-	1	3	-	-	-	4	22
	Higher Secondary	-	-	1	-	-	-	-	1	10
	Total	18	199	483	185	-	9	204	1,098	1,355
Total	Primary	23	324	692	255	-	9	307	1,610	2,014
	Middle	-	5	14	7	-	-	3	29	104
	Elementary	-	-	-	-	-	-	-	-	-
	Secondary	-	-	10	10	-	-	-	20	107
	Higher Secondary	-	-	7	-	-	-	-	7	51
Grand Total		23	329	723	272	-	9	310	1,666	2,276

Note : Closed Schools Included

Source: SEMIS Census 2013 - 2014

Sindh Education Management Information System (SEMIS)

District : Sujawal			Schools having Basic Facilities					Schools having	
School Gender	School Level	Schools	Electricity	Toilets	Drinking Water	Boundary Wall	Play Ground	Library	Science Lab
Boys	Primary	354	44	118	71	108	46	2	-
	Middle	4	-	2	-	3	-	-	-
	Elementary								
	Secondary	13	8	10	7	12	3	-	3
	Higher Secondary	4	4	3	2	3	3	3	3
	Total	375	56	133	80	126	52	5	6
Girls	Primary	176	42	55	14	83	33	-	-
	Middle	12	2	5	4	8	4	1	-
	Elementary								
	Secondary	3	2	2	1	3	2	1	2
	Higher Secondary	2	2	2	2	2	2	-	1
	Total	193	48	64	21	96	41	2	3
Mixed	Primary	1,080	100	271	140	250	231	-	-
	Middle	13	1	8	-	11	5	1	1
	Elementary								
	Secondary	4	1	2	1	4	2	1	1
	Higher Secondary	1	1	1	1	1	1	-	-
	Total	1,098	103	282	142	266	239	2	2
Total	Primary	1,610	186	444	225	441	310	2	-
	Middle	29	3	15	4	22	9	2	1
	Elementary	-	-	-	-	-	-	-	-
	Secondary	20	11	14	9	19	7	2	6
	Higher Secondary	7	7	6	5	6	6	3	4
Grand Total		1,666	207	479	243	488	332	9	11

Without Facilities / No Info	1,459	1,187	1,423	1,178	1,334	1,657	1,655
------------------------------	-------	-------	-------	-------	-------	-------	-------

Note : Closed Schools Included

Source: SEMIS Census 2013 - 2014

Sindh Education Management Information System (SEMIS)

District : Sujawal			Schools having / Received Facilities of			
School Gender	School Level	Schools	Functional SMC	Free Text Books	Construction Works	Campus Schools
Boys	Primary	354	269	290	11	-
	Middle	4	2	2	-	1
	Elementary					
	Secondary	13	12	13	2	-
	Higher Secondary	4	4	4	1	-
	Total	375	287	309	14	1
Girls	Primary	176	101	92	30	-
	Middle	12	4	9	4	5
	Elementary					
	Secondary	3	3	3	-	-
	Higher Secondary	2	2	2	-	-
	Total	193	110	106	34	5
Mixed	Primary	1,080	875	861	34	-
	Middle	13	11	11	-	1
	Elementary					
	Secondary	4	4	4	1	-
	Higher Secondary	1	1	1	-	-
	Total	1,098	891	877	35	1
Total	Primary	1,610	1,245	1,243	75	-
	Middle	29	17	22	4	7
	Elementary	-	-	-	-	-
	Secondary	20	19	20	3	-
	Higher Secondary	7	7	7	1	-
	Grand Total	1,666	1,288	1,292	83	7
Without Facilities / No Info			378	374	1,583	1,659

SMC = School Management Committee

Source: SEMIS Census 2013 - 2014

Note : Closed Schools Included

Sindh Education Management Information System (SEMIS)

## District : Sujawal

School Gender	School Level	Student Chairs	Student Desks	Student Benches	Teachers Tables	Teachers Chairs	Fans	Computers
Boys	Primary	301	1,371	2,208	368	832	121	6
	Middle	3	63	13	6	13	-	-
	Elementary							
	Secondary	15	700	2	53	153	121	47
	Higher Secondary	85	702	-	65	154	183	56
	Total	404	2,836	2,223	492	1,152	425	109
Girls	Primary	1,139	947	798	153	324	66	3
	Middle	86	161	87	29	58	25	-
	Elementary							
	Secondary	30	260	-	80	63	25	18
	Higher Secondary	25	120	102	21	46	14	16
	Total	1,280	1,488	987	283	491	130	37
Mixed	Primary	793	2,823	5,665	816	1,960	205	14
	Middle	58	270	114	21	43	15	-
	Elementary							
	Secondary	-	363	-	52	81	26	21
	Higher Secondary	-	150	-	20	40	35	16
	Total	851	3,606	5,779	909	2,124	281	51
Total	Primary	2,233	5,141	8,671	1,337	3,116	392	23
	Middle	147	494	214	56	114	40	-
	Elementary	-	-	-	-	-	-	-
	Secondary	45	1,323	2	185	297	172	86
	Higher Secondary	110	972	102	106	240	232	88
Grand Total		2,535	7,930	8,989	1,684	3,767	836	197

District : Sujawal		No. of Schools				Enrolment			Teachers			School Status	
Taluka Name		Boys	Girls	Mixed	Total	Boys	Girls	Total	Male	Female	Total	Functional	Closed
Jati		61	37	334	432	10,744	6,358	17,102	560	58	618	322	110
Kharo Chann		3	3	13	19	120	187	307	7		7	7	12
Mirpur Bithoro		26	82	473	581	14,350	9,498	23,848	733	138	871	416	165
Shah Bundar		73	20	128	221	6,263	3,437	9,700	310	30	340	171	50
Sujawal		212	51	150	413	15,902	10,531	26,433	764	122	886	357	56
District Total		375	193	1,098	1,666	47,379	30,011	77,390	2,374	348	2,722	1,273	393

Source: SEMIS Census 2013 - 2014

Sindh Education Management Information System (SEMIS)