

SINDH Education Management Information System (SEMIS)

District Education Profile

N. FERoze

2013 - 14



REFORM SUPPORT UNIT

Education and Literacy Department

Government of Sindh, Karachi

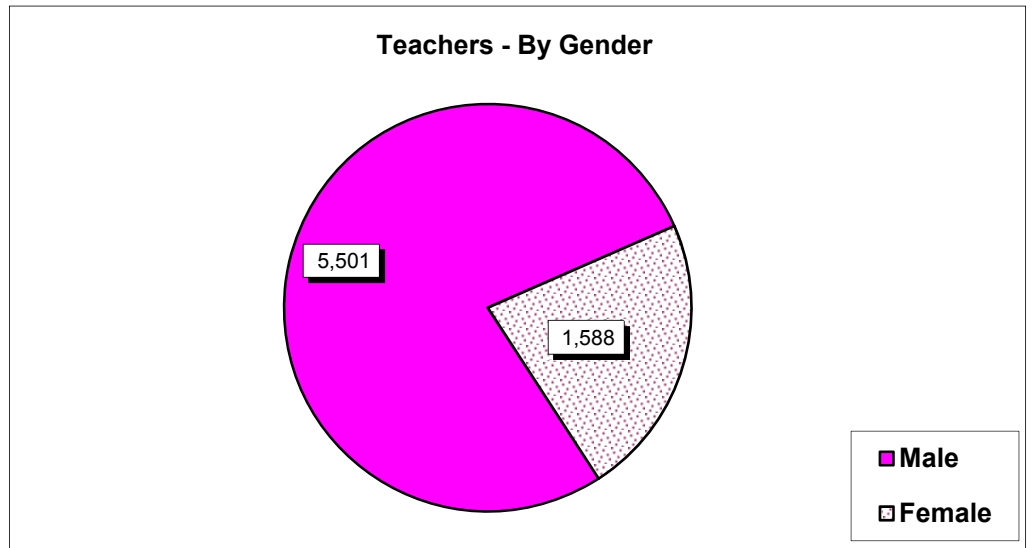
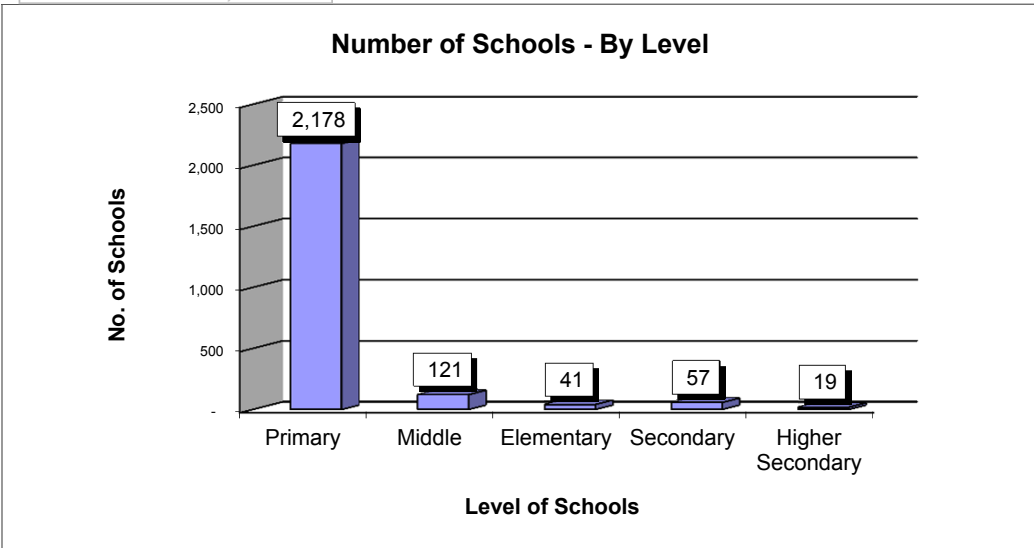
TABLE OF CONTENTS

District Naushahro Feroze

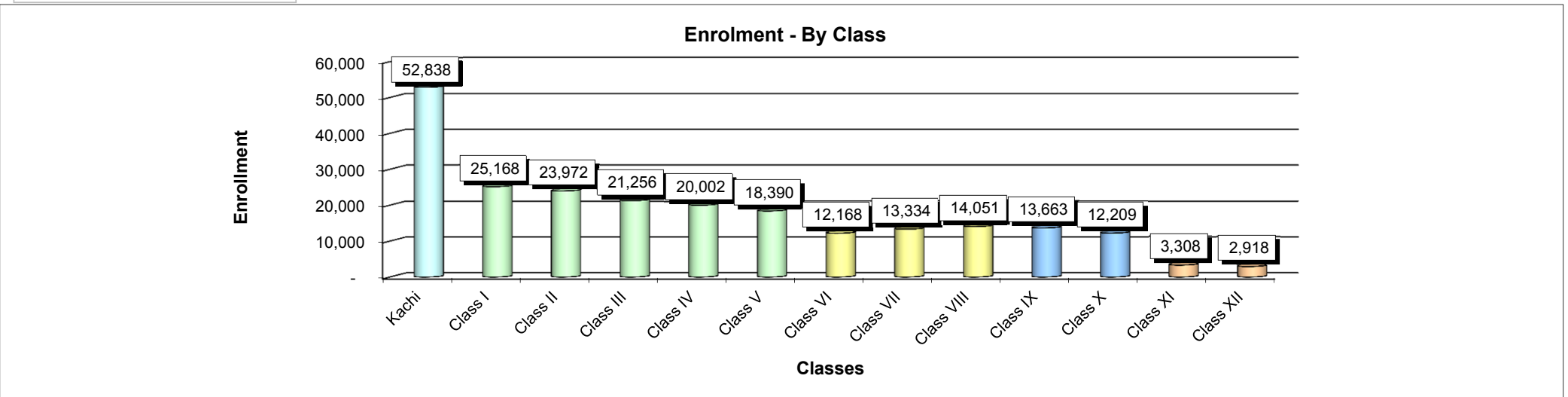
TOPICS		Page No
Graph	- Basic Education Summary	1
Summary	- Schools, Enrolment and Teachers by Gender and level wise.	2
Schools	- Gender, Level and Status wise.	3
	- Medium and Shift wise.	4
Enrolment	- Gender, Level and Classes stage wise.	5
Teachers	- Gender, Level and Type of Post wise	6
	- Gender, Level and Professional Training wise.	7
Buildings	- School Buildings Status Gender and Level wise.	8
Facilities	- Schools having Basic Facilities.	9
	- Schools having Advance Facilities.	10
	- Classroom Facilities Gender and level wise.	11
Taluka Summary	- Number of Schools, Enrolment , Teachers and School status	12

Total Schools : 2,416

Total Teachers : 7,089



Total Enrollment : 233,277



Basic Ratio ---- Students per Teachers : 33

Students per School : 97

Students per Classroom : 44

Teachers per School : 3

District: Naushahro Feroze		No. of Schools	Enrolment			Teachers			Student per Teacher Ratio
School Gender	School Level	Total	Boys	Girls	Total	Male	Female	Total	
Boys	Primary	325	17,604	5,614	23,218	702	9	711	33
	Middle	14	1,031	173	1,204	69		69	17
	Elementary	3	598	91	689	26	1	27	26
	Secondary	17	12,718	521	13,239	412	1	413	32
	Higher Secondary	4	5,163	-	5,163	107		107	48
	Total		363	37,114	6,399	43,513	1,316	11	1,327
Girls	Primary	262	1,395	12,472	13,867	5	679	684	20
	Middle	46	2	2,594	2,596	2	159	161	16
	Elementary	5	-	1,161	1,161	1	21	22	53
	Secondary	10	445	5,853	6,298	1	173	174	36
	Higher Secondary	7	217	8,103	8,320	14	144	158	53
	Total		330	2,059	30,183	32,242	23	1,176	1,199
Mixed	Primary	1,591	73,731	45,739	119,470	3,222	383	3,605	33
	Middle	61	3,199	2,410	5,609	212	11	223	25
	Elementary	33	4,593	2,562	7,155	167	3	170	42
	Secondary	30	10,280	3,337	13,617	325	2	327	42
	Higher Secondary	8	10,243	1,428	11,671	236	2	238	49
	Total		1,723	102,046	55,476	157,522	4,162	401	4,563
Total	Primary	2,178	92,730	63,825	156,555	3,929	1,071	5,000	31
	Middle	121	4,232	5,177	9,409	283	170	453	21
	Elementary	41	5,191	3,814	9,005	194	25	219	41
	Secondary	57	23,443	9,711	33,154	738	176	914	36
	Higher Secondary	19	15,623	9,531	25,154	357	146	503	50
Grand Total		2,416	141,219	92,058	233,277	5,501	1,588	7,089	33

Schools : Gender, Level, Location and Status wise
3

District: Naushahro Feroze		Urban Area			Rural Area			Total Schools		
School Gender	School Level	Functional	Closed	Total	Functional	Closed	Total	Functional	Closed	Total
Boys	Primary	15	4	19	254	52	306	269	56	325
	Middle	1	1	2	11	1	12	12	2	14
	Elementary	1		1	2		2	3	-	3
	Secondary	7		7	10		10	17	-	17
	Higher Secondary	1		1	3		3	4	-	4
	Total		25	5	30	280	53	333	305	58
Girls	Primary	27	4	31	183	48	231	210	52	262
	Middle	3	2	5	37	4	41	40	6	46
	Elementary	2		2	3		3	5	-	5
	Secondary	6		6	4		4	10	-	10
	Higher Secondary	3		3	4		4	7	-	7
	Total		41	6	47	231	52	283	272	58
Mixed	Primary	85	9	94	1,420	77	1,497	1,505	86	1,591
	Middle	1	2	3	52	6	58	53	8	61
	Elementary	2		2	31		31	33	-	33
	Secondary			-	30		30	30	-	30
	Higher Secondary			-	8		8	8	-	8
	Total		88	11	99	1,541	83	1,624	1,629	94
Total	Primary	127	17	144	1,857	177	2,034	1,984	194	2,178
	Middle	5	5	10	100	11	111	105	16	121
	Elementary	5	-	5	36	-	36	41	-	41
	Secondary	13	-	13	44	-	44	57	-	57
	Higher Secondary	4	-	4	15	-	15	19	-	19
Grand Total		154	22	176	2,052	188	2,240	2,206	210	2,416

Note : Closed = Both Temporary (107) and Permanent (103) Closed Schools included

District: Naushahro Feroze		Schools by Medium					Schools by Shift				Number of Branch Schools
School Gender	School Level	Urdu	Sindhi	English	Mixed	Total	Morning	Afternoon	Both	Total	
Boys	Primary	11	312		2	325	324	1	-	325	-
	Middle	1	13			14	14	-	-	14	-
	Elementary		3			3	3	-	-	3	-
	Secondary	2	15			17	17	-	-	17	-
	Higher Secondary		3		1	4	4	-	-	4	-
	Total		14	346	-	3	363	362	1	-	363
Girls	Primary	11	244		7	262	262	-	-	262	-
	Middle		45		1	46	45	1	-	46	-
	Elementary		2		3	5	5	-	-	5	-
	Secondary	1	4	1	4	10	9	1	-	10	-
	Higher Secondary		2		5	7	7	-	-	7	-
	Total		12	297	1	20	330	328	2	-	330
Mixed	Primary	39	1,515		37	1,591	1,587	2	2	1,591	1
	Middle	1	59		1	61	61	-	-	61	6
	Elementary	3	27		3	33	33	-	-	33	1
	Secondary		26		4	30	30	-	-	30	-
	Higher Secondary		7		1	8	6	-	2	8	-
	Total		43	1,634	-	46	1,723	1,717	2	4	1,723
Total	Primary	61	2,071	-	46	2,178	2,173	3	2	2,178	1
	Middle	2	117	-	2	121	120	1	-	121	6
	Elementary	3	32	-	6	41	41	-	-	41	1
	Secondary	3	45	1	8	57	56	1	-	57	-
	Higher Secondary	-	12	-	7	19	17	-	2	19	-
Grand Total		69	2,277	1	69	2,416	2,407	5	4	2,416	8

District: Naushahro Feroze	Boys Enrolment Class Stages wise						Girls Enrolment Class Stages wise						Grand Total		
	School Level	Kachi	I to V	VI to VIII	IX to X	XI to XII	Total	Kachi	I to V	VI to VIII	IX to X	XI to XII		Total	
Primary	29,815	62,831	84				92,730	21,421	42,321	83				63,825	156,555
Middle	118	319	3,697	98			4,232	79	100	4,871	127			5,177	9,409
Elementary	936	1,909	1,948	398			5,191	469	1,308	1,822	215			3,814	9,005
Secondary			12,655	10,788			23,443			4,856	4,855			9,711	33,154
Higher Secondary			6,439	5,387	3,797		15,623			3,098	4,004	2,429		9,531	25,154
Grand Total	30,869	65,059	24,823	16,671	3,797		141,219	21,969	43,729	14,730	9,201	2,429		92,058	233,277

Teachers : Level and Type of Post wise
6

District: Naushahro Fer		Teaching Staff by Type of Post									Grand Total
Teacher Gender	School Level	Govt. Regular	Govt. Contract	SMC	NCHD	ESRA / US Aid	UNICEF	Other Donor	Volunteer	Not Provided	
Male	Primary	3,699	62	1	157		2	5	3		3,929
	Middle	275	7					1			283
	Elementary	191	1		2						194
	Secondary	732	6								738
	Higher Secondary	356		1							357
	Total	5,253	76	2	159	-	2	6	3	-	5,501
Female	Primary	977	19		73		1		1		1,071
	Middle	161	4		3			2			170
	Elementary	22		1	1				1		25
	Secondary	176									176
	Higher Secondary	146									146
	Total	1,482	23	1	77	-	1	2	2	-	1,588
Total	Primary	4,676	81	1	230	-	3	5	4	-	5,000
	Middle	436	11	-	3	-	-	3	-	-	453
	Elementary	213	1	1	3	-	-	-	1	-	219
	Secondary	908	6	-	-	-	-	-	-	-	914
	Higher Secondary	502	-	1	-	-	-	-	-	-	503
Grand Total		6,735	99	3	236	-	3	8	5	-	7,089

Teachers : Gender and Professional Training wise
7

District: Naushahro Fero		Teaching Staff by Professional Training wise							Grand Total
Teacher Gender	School Level	PTC	C.T	B. Ed	M. Ed	Other	Untrained	Not Provided	Total
Male	Primary	1,619	287	1,360	508	7	33	115	3,929
	Middle	23	13	97	100	44	2	4	283
	Elementary	49	8	81	43	7	1	5	194
	Secondary	5	18	126	493	79	10	7	738
	Higher Secondary	1	5	55	260	31	1	4	357
	Total		1,697	331	1,719	1,404	168	47	135
Female	Primary	461	67	308	182	2	10	41	1,071
	Middle	7	17	35	86	17	3	5	170
	Elementary	4	2	4	13	1		1	25
	Secondary	1	3	15	135	20	2		176
	Higher Secondary			11	123	12			146
	Total		473	89	373	539	52	15	47
Total	Primary	2,080	354	1,668	690	9	43	156	5,000
	Middle	30	30	132	186	61	5	9	453
	Elementary	53	10	85	56	8	1	6	219
	Secondary	6	21	141	628	99	12	7	914
	Higher Secondary	1	5	66	383	43	1	4	503
Grand Total		2,170	420	2,092	1,943	220	62	182	7,089

District: Naushahro Feroze		Schools by Building							Total Schools	Total Number of Classrooms
		Other Ownership	Govt. Ownership				Rental	Shelterless (No Build / No Info)		
			Satisfactory	Repairable	Dangerous	No Info				
School Gender	School Level									
Boys	Primary	14	90	117	30	-	-	74	325	653
	Middle	1	4	3	4	-	-	2	14	39
	Elementary	-	1	2	-	-	-	-	3	20
	Secondary	-	1	13	3	-	-	-	17	189
	Higher Secondary	-	1	1	2	-	-	-	4	58
	Total		15	97	136	39	-	-	76	363
Girls	Primary	13	39	136	29	2	4	39	262	545
	Middle	3	10	23	5	-	-	5	46	127
	Elementary	-	-	1	2	1	-	1	5	25
	Secondary	-	-	8	2	-	-	-	10	85
	Higher Secondary	-	-	6	1	-	-	-	7	100
	Total		16	49	174	39	3	4	45	330
Mixed	Primary	86	437	576	163	-	11	318	1,591	2,857
	Middle	3	13	33	6	-	-	6	61	184
	Elementary	2	5	17	5	1	-	3	33	132
	Secondary	-	7	19	4	-	-	-	30	183
	Higher Secondary	-	-	7	1	-	-	-	8	108
	Total		91	462	652	179	1	11	327	1,723
Total	Primary	113	566	829	222	2	15	431	2,178	4,055
	Middle	7	27	59	15	-	-	13	121	350
	Elementary	2	6	20	7	2	-	4	41	177
	Secondary	-	8	40	9	-	-	-	57	457
	Higher Secondary	-	1	14	4	-	-	-	19	266
Grand Total		122	608	962	257	4	15	448	2,416	5,305

Note : Closed Schools Included

Source: SEMIS Census 2013 - 2014

Sindh Education Management Information System (SEMIS)

District: Naushahro Feroze			Schools having Basic Facilities					Schools having	
School Gender	School Level	Schools	Electricity	Toilets	Drinking Water	Boundary Wall	Play Ground	Library	Science Lab
Boys	Primary	325	177	191	247	199	86	-	-
	Middle	14	10	9	11	12	3	-	-
	Elementary	3	2	3	3	3	1	-	-
	Secondary	17	15	15	15	16	3	8	7
	Higher Secondary	4	4	3	4	4	2	1	3
	Total	363	208	221	280	234	95	9	10
Girls	Primary	262	141	173	176	204	101	1	-
	Middle	46	31	34	37	38	22	-	-
	Elementary	5	3	3	3	3	2	-	-
	Secondary	10	10	10	10	10	5	3	2
	Higher Secondary	7	7	5	7	7	3	3	4
	Total	330	192	225	233	262	133	7	6
Mixed	Primary	1,591	833	893	1,342	900	425	-	-
	Middle	61	38	41	46	47	15	1	-
	Elementary	33	24	29	29	23	10	1	-
	Secondary	30	27	25	30	29	11	10	7
	Higher Secondary	8	8	7	7	7	4	4	6
	Total	1,723	930	995	1,454	1,006	465	16	13
Total	Primary	2,178	1,151	1,257	1,765	1,303	612	1	-
	Middle	121	79	84	94	97	40	1	-
	Elementary	41	29	35	35	29	13	1	-
	Secondary	57	52	50	55	55	19	21	16
	Higher Secondary	19	19	15	18	18	9	8	13
Grand Total		2,416	1,330	1,441	1,967	1,502	693	32	29
Without Facilities / No Info			1,086	975	449	914	1,723	2,384	2,387

Note : Closed Schools Included

Source: SEMIS Census 2013 - 2014

Sindh Education Management Information System (SEMIS)

District: Naushahro Feroze			Schools having / Received Facilities of			
School Gender	School Level	Schools	Functional SMC	Free Text Books	Construction Works	Campus Schools
Boys	Primary	325	276	262	56	-
	Middle	14	12	9	1	-
	Elementary	3	3	3	1	-
	Secondary	17	17	15	6	-
	Higher Secondary	4	4	4	-	-
	Total	363	312	293	64	-
Girls	Primary	262	206	199	22	-
	Middle	46	39	37	5	-
	Elementary	5	5	3	-	-
	Secondary	10	10	10	3	-
	Higher Secondary	7	7	4	1	-
	Total	330	267	253	31	-
Mixed	Primary	1,591	1,494	1,449	310	-
	Middle	61	52	52	11	-
	Elementary	33	33	30	5	-
	Secondary	30	30	27	8	-
	Higher Secondary	8	8	7	2	-
	Total	1,723	1,617	1,565	336	-
Total	Primary	2,178	1,976	1,910	388	-
	Middle	121	103	98	17	-
	Elementary	41	41	36	6	-
	Secondary	57	57	52	17	-
	Higher Secondary	19	19	15	3	-
Grand Total		2,416	2,196	2,111	431	-

Without Facilities / No Info	220	305	1,985	2,416
------------------------------	-----	-----	-------	-------

SMC = School Management Committee

Note : Closed Schools Included

Source: SEMIS Census 2013 - 2014

Sindh Education Management Information System (SEMIS)

District: Naushahro Feroze

School Gender	School Level	Student Chairs	Student Desks	Student Benches	Teachers Tables	Teachers Chairs	Fans	Computers
Boys	Primary	160	3,135	2,422	628	1,430	1,179	2
	Middle	93	422	16	37	118	103	-
	Elementary	-	217	32	26	62	46	1
	Secondary	1,670	2,005	481	151	676	697	89
	Higher Secondary	430	959	6	63	226	154	19
	Total	2,353	6,738	2,957	905	2,512	2,179	111
Girls	Primary	246	3,591	1,605	488	1,139	783	2
	Middle	158	1,334	41	110	327	275	-
	Elementary	25	287	17	27	50	79	-
	Secondary	781	1,182	-	87	254	254	33
	Higher Secondary	1,055	1,067	48	116	493	365	111
	Total	2,265	7,461	1,711	828	2,263	1,756	146
Mixed	Primary	543	16,827	13,262	3,007	7,339	5,645	30
	Middle	148	2,067	239	162	491	404	2
	Elementary	111	1,291	371	135	379	271	5
	Secondary	877	3,072	61	239	900	755	6
	Higher Secondary	963	2,069	71	111	382	396	74
	Total	2,642	25,326	14,004	3,654	9,491	7,471	117
Total	Primary	949	23,553	17,289	4,123	9,908	7,607	34
	Middle	399	3,823	296	309	936	782	2
	Elementary	136	1,795	420	188	491	396	6
	Secondary	3,328	6,259	542	477	1,830	1,706	128
	Higher Secondary	2,448	4,095	125	290	1,101	915	204
Grand Total		7,260	39,525	18,672	5,387	14,266	11,406	374

District: Naushahro Feroz Taluka Name	No. of Schools				Enrolment			Teachers			School Status	
	Boys	Girls	Mixed	Total	Boys	Girls	Total	Male	Female	Total	Functional	Closed
Bhirya	51	64	293	408	28,158	17,344	45,502	944	281	1,225	380	28
Kandiaro	51	69	362	482	34,178	19,815	53,993	1,378	315	1,693	454	28
Moro	182	87	370	639	32,319	20,824	53,143	1,339	436	1,775	567	72
Naushero Feroz	55	60	456	571	27,220	19,923	47,143	1,177	319	1,496	505	66
Mehrabpur	24	50	242	316	19,344	14,152	33,496	663	237	900	300	16
District Total	363	330	1,723	2,416	141,219	92,058	233,277	5,501	1,588	7,089	2,206	210

Source: SEMIS Census 2013 - 2014

Sindh Education Management Information System (SEMIS)