

SINDH Education Management Information System (SEMIS)

# District Education Profile

## LARKANA

### 2013 - 14



**REFORM SUPPORT UNIT**

Education and Literacy Department

Government of Sindh, Karachi

## TABLE OF CONTENTS

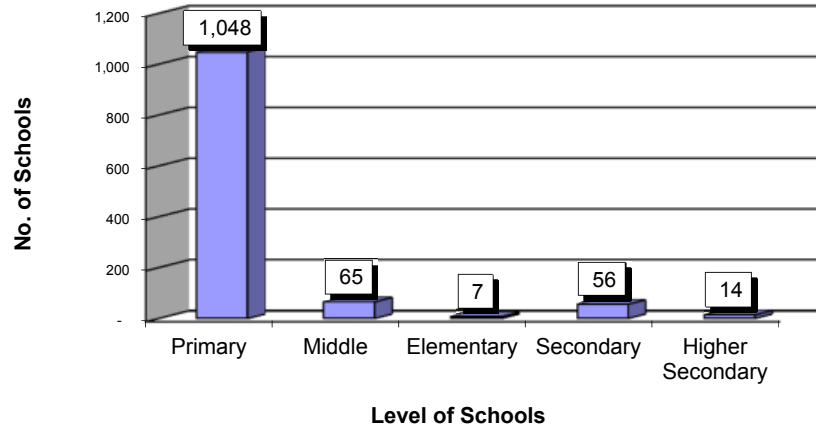
### District Larkana

TOPICS		Page No
Graph	- Basic Education Summary	1
Summary	- Schools, Enrolment and Teachers by Gender and level wise.	2
Schools	- Gender, Level and Status wise.	3
	- Medium and Shift wise.	4
Enrolment	- Gender, Level and Classes stage wise.	5
Teachers	- Gender, Level and Type of Post wise	6
	- Gender, Level and Professional Training wise.	7
Buildings	- School Buildings Status Gender and Level wise.	8
Facilities	- Schools having Basic Facilities.	9
	- Schools having Advance Facilities.	10
	- Classroom Facilities Gender and level wise.	11
Taluka Summary	- Number of Schools, Enrolment , Teachers and School status	12

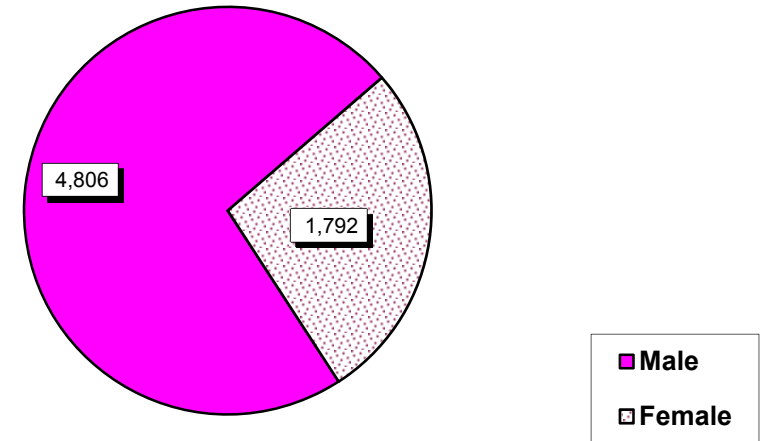
Total Schools : 1,190

Total Teachers : 6,598

Number of Schools - By Level

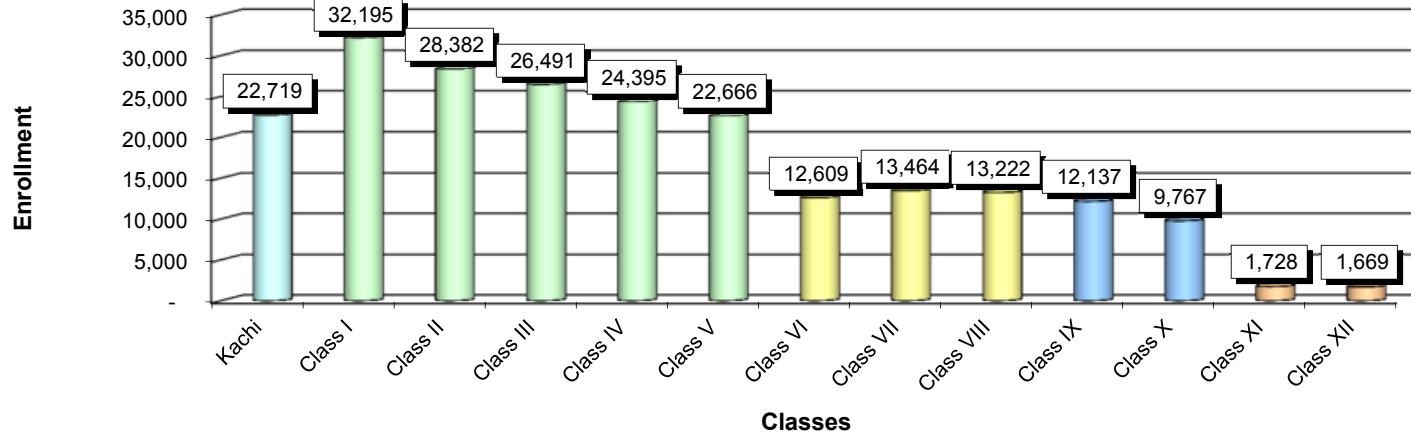


Teachers - By Gender



Total Enrollment : 221,444

Enrolment - By Class



Basic Ratio ---- Students per Teachers : 34

Students per School : 186

Students per Classroom : 57

Teachers per School : 6

District : Larkana		No. of Schools	Enrolment			Teachers			Student per Teacher Ratio
School Gender	School Level	Total	Boys	Girls	Total	Male	Female	Total	
Boys	Primary	179	16,971	4,523	21,494	634		634	34
	Middle	11	1,384	649	2,033	68		68	30
	Elementary	1	114	-	114	2		2	57
	Secondary	15	14,023	99	14,122	456	1	457	31
	Higher Secondary	4	9,719	-	9,719	319		319	30
	Total		210	42,211	5,271	47,482	1,479	1	1,480
Girls	Primary	206	2,150	24,755	26,905	20	1,062	1,082	25
	Middle	23	126	2,997	3,123	2	115	117	27
	Elementary	1	5	56	61		2	2	31
	Secondary	15	48	9,867	9,915		284	284	35
	Higher Secondary	6	110	9,960	10,070	4	206	210	48
	Total		251	2,439	47,635	50,074	26	1,669	1,695
Mixed	Primary	663	64,222	31,498	95,720	2,646	45	2,691	36
	Middle	31	2,946	1,648	4,594	126		126	36
	Elementary	5	1,388	749	2,137	34	21	55	39
	Secondary	26	12,446	4,037	16,483	389	56	445	37
	Higher Secondary	4	4,373	581	4,954	106		106	47
	Total		729	85,375	38,513	123,888	3,301	122	3,423
Total	Primary	1,048	83,343	60,776	144,119	3,300	1,107	4,407	33
	Middle	65	4,456	5,294	9,750	196	115	311	31
	Elementary	7	1,507	805	2,312	36	23	59	39
	Secondary	56	26,517	14,003	40,520	845	341	1,186	34
	Higher Secondary	14	14,202	10,541	24,743	429	206	635	39
Grand Total		1,190	130,025	91,419	221,444	4,806	1,792	6,598	34

**Schools : Gender, Level, Location and Status wise**
**3**

District : Larkana		Urban Area			Rural Area			Total Schools		
School Gender	School Level	Functional	Closed	Total	Functional	Closed	Total	Functional	Closed	Total
Boys	Primary	12		12	166	1	167	178	1	179
	Middle	2		2	5	4	9	7	4	11
	Elementary	1		1			-	1	-	1
	Secondary	7		7	8		8	15	-	15
	Higher Secondary	3		3	1		1	4	-	4
	<b>Total</b>		<b>25</b>	<b>-</b>	<b>25</b>	<b>180</b>	<b>5</b>	<b>185</b>	<b>205</b>	<b>5</b>
Girls	Primary	33		33	167	6	173	200	6	206
	Middle	6		6	13	4	17	19	4	23
	Elementary			-	1		1	1	-	1
	Secondary	7		7	8		8	15	-	15
	Higher Secondary	3		3	3		3	6	-	6
	<b>Total</b>		<b>49</b>	<b>-</b>	<b>49</b>	<b>192</b>	<b>10</b>	<b>202</b>	<b>241</b>	<b>10</b>
Mixed	Primary	55		55	607	1	608	662	1	663
	Middle	1		1	29	1	30	30	1	31
	Elementary	1		1	4		4	5	-	5
	Secondary	3		3	23		23	26	-	26
	Higher Secondary	1		1	3		3	4	-	4
	<b>Total</b>		<b>61</b>	<b>-</b>	<b>61</b>	<b>666</b>	<b>2</b>	<b>668</b>	<b>727</b>	<b>2</b>
<b>Total</b>	Primary	100	-	100	940	8	948	1,040	8	1,048
	Middle	9	-	9	47	9	56	56	9	65
	Elementary	2	-	2	5	-	5	7	-	7
	Secondary	17	-	17	39	-	39	56	-	56
	Higher Secondary	7	-	7	7	-	7	14	-	14
<b>Grand Total</b>		<b>135</b>	<b>-</b>	<b>135</b>	<b>1,038</b>	<b>17</b>	<b>1,055</b>	<b>1,173</b>	<b>17</b>	<b>1,190</b>

Note : Closed = Both Temporary (11) and Permanent (06) Closed Schools included

District : Larkana		Schools by Medium					Schools by Shift				Number of Branch Schools	
School Gender	School Level	Urdu	Sindhi	English	Mixed	Total	Morning	Afternoon	Both	Total		
Boys	Primary	179				179	177	1	1	179	-	
	Middle	11				11	10	1	-	11	-	
	Elementary	1				1	1	-	-	1	-	
	Secondary	14			1	15	14	-	1	15	-	
	Higher Secondary	3			1	4	4	-	-	4	-	
	Total		-	208	-	2	210	206	2	2	210	-
Girls	Primary	1	205			206	196	10	-	206	-	
	Middle	1	22			23	19	4	-	23	3	
	Elementary		1			1	1	-	-	1	-	
	Secondary		13			1	1	12	3	15	-	
	Higher Secondary		6			6	6	-	-	6	-	
	Total		2	247	1	1	251	234	17	-	251	3
Mixed	Primary	2	658			3	663	659	2	2	663	-
	Middle		31				31	30	-	1	31	1
	Elementary		4			1	5	5	-	-	5	-
	Secondary		24			1	1	26	-	-	26	-
	Higher Secondary		3			1	4	4	-	-	4	-
	Total		2	720	1	6	729	724	2	3	729	1
Total	Primary	3	1,042	-	3	1,048	1,032	13	3	1,048	-	
	Middle	1	64	-	-	65	59	5	1	65	4	
	Elementary	-	6	-	1	7	7	-	-	7	-	
	Secondary	-	51	2	3	56	52	3	1	56	-	
	Higher Secondary	-	12	-	2	14	14	-	-	14	-	
Grand Total		4	1,175	2	9	1,190	1,164	21	5	1,190	4	

**Enrolment : Gender, Level and Class Stage wise**
**5**

District : Larkana	Boys Enrolment Class Stages wise						Girls Enrolment Class Stages wise						Grand Total	
	School Level	Kachi	I to V	VI to VIII	IX to X	XI to XII	Total	Kachi	I to V	VI to VIII	IX to X	XI to XII		Total
Primary	11,190	72,153					83,343	9,427	51,349				60,776	144,119
Middle	275	1,953	2,228				4,456	169	1,587	3,538			5,294	9,750
Elementary	294	933	242	38			1,507	172	473	160			805	2,312
Secondary	679	3,374	14,081	8,383			26,517	479	1,963	6,980	4,581		14,003	40,520
Higher Secondary	15	95	7,230	5,318	1,544		14,202	19	249	4,836	3,584	1,853	10,541	24,743
Grand Total	12,453	78,508	23,781	13,739	1,544		130,025	10,266	55,621	15,514	8,165	1,853	91,419	221,444

Source: SEMIS Census 2013 - 2014

Sindh Education Management Information System (SEMIS)

**Teachers : Level and Type of Post wise**
**6**

District : Larkana		Teaching Staff by Type of Post									Grand
Teacher Gender	School Level	Govt. Regular	Govt. Contract	SMC	NCHD	ESRA / US Aid	UNICEF	Other Donor	Volunteer	Not Provided	Total
Male	Primary	3,117	167		14				2		3,300
	Middle	171	25								196
	Elementary	30	6								36
	Secondary	794	51								845
	Higher Secondary	403	26								429
	Total		4,515	275	-	14	-	-	-	2	-
Female	Primary	1,024	58	4	11			10			1,107
	Middle	94	18					1	2		115
	Elementary	20	3								23
	Secondary	323	18								341
	Higher Secondary	195	11								206
	Total		1,656	108	4	11	-	-	11	2	-
Total	Primary	4,141	225	4	25	-	-	10	2	-	4,407
	Middle	265	43	-	-	-	-	1	2	-	311
	Elementary	50	9	-	-	-	-	-	-	-	59
	Secondary	1,117	69	-	-	-	-	-	-	-	1,186
	Higher Secondary	598	37	-	-	-	-	-	-	-	635
Grand Total		6,171	383	4	25	-	-	11	4	-	6,598



**Teachers : Gender and Professional Training wise**
**7**

District : Larkana		Teaching Staff by Professional Training wise							Grand Total
Teacher Gender	School Level	PTC	C.T	B. Ed	M. Ed	Other	Untrained	Not Provided	Total
Male	Primary	1,387	112	1,455	209	10	127		3,300
	Middle	44	5	77	38	24	8		196
	Elementary	9		20	4	3			36
	Secondary	47	15	268	412	77	26		845
	Higher Secondary		4	98	263	56	7	1	429
	Total		1,487	136	1,918	926	170	168	1
Female	Primary	480	58	407	117	1	44		1,107
	Middle	19	6	50	24	12	4		115
	Elementary	4		12	7				23
	Secondary	12	9	116	175	21	8		341
	Higher Secondary	6	3	66	123	5	3		206
	Total		521	76	651	446	39	59	-
Total	Primary	1,867	170	1,862	326	11	171	-	4,407
	Middle	63	11	127	62	36	12	-	311
	Elementary	13	-	32	11	3	-	-	59
	Secondary	59	24	384	587	98	34	-	1,186
	Higher Secondary	6	7	164	386	61	10	1	635
Grand Total		2,008	212	2,569	1,372	209	227	1	6,598

District : Larkana		Schools by Building							Total Schools	Total Number of Classrooms
		Other Ownership	Govt. Ownership				Rental	Shelterless (No Build / No Info)		
			Satisfactory	Repairable	Dangerous	No Info				
School Gender	School Level									
Boys	Primary	3	68	57	36	-	-	15	179	450
	Middle	-	6	3	-	-	-	2	11	47
	Elementary	-	-	1	-	-	-	-	1	4
	Secondary	-	6	8	1	-	-	-	15	148
	Higher Secondary	-	1	3	-	-	-	-	4	109
	Total		3	81	72	37	-	-	17	210
Girls	Primary	1	74	96	32	-	-	3	206	600
	Middle	-	10	8	3	1	-	1	23	71
	Elementary	-	-	1	-	-	-	-	1	2
	Secondary	-	7	7	1	-	-	-	15	117
	Higher Secondary	-	4	2	-	-	-	-	6	93
	Total		1	95	114	36	1	-	4	251
Mixed	Primary	10	224	275	95	-	-	59	663	1,878
	Middle	1	10	16	2	-	-	2	31	117
	Elementary	-	4	1	-	-	-	-	5	37
	Secondary	-	10	12	4	-	-	-	26	193
	Higher Secondary	-	2	2	-	-	-	-	4	43
	Total		11	250	306	101	-	-	61	729
Total	Primary	14	366	428	163	-	-	77	1,048	2,928
	Middle	1	26	27	5	1	-	5	65	235
	Elementary	-	4	3	-	-	-	-	7	43
	Secondary	-	23	27	6	-	-	-	56	458
	Higher Secondary	-	7	7	-	-	-	-	14	245
Grand Total		15	426	492	174	1	-	82	1,190	3,909

Note : Closed Schools Included

Source: SEMIS Census 2013 - 2014

Sindh Education Management Information System (SEMIS)

**Schools with Basic Facilities : Gender and Level wise**
**9**

District : Larkana			Schools having Basic Facilities					Schools having	
School Gender	School Level	Schools	Electricity	Toilets	Drinking Water	Boundary Wall	Play Ground	Library	Science Lab
Boys	Primary	179	132	132	148	159	6	-	-
	Middle	11	8	8	9	8	1	-	-
	Elementary	1	1	1	1	1	-	-	-
	Secondary	15	15	15	15	15	3	8	11
	Higher Secondary	4	4	4	4	4	4	3	4
	Total	210	160	160	177	187	14	11	15
Girls	Primary	206	153	159	157	198	15	-	-
	Middle	23	16	11	18	21	-	-	-
	Elementary	1	1	1	1	1	-	-	-
	Secondary	15	15	15	15	15	6	2	5
	Higher Secondary	6	6	6	6	6	3	-	3
	Total	251	191	192	197	241	24	2	8
Mixed	Primary	663	476	506	535	559	17	-	-
	Middle	31	25	26	23	29	4	1	1
	Elementary	5	5	5	5	5	1	-	-
	Secondary	26	23	26	24	24	8	3	5
	Higher Secondary	4	4	4	4	4	2	1	3
	Total	729	533	567	591	621	32	5	9
Total	Primary	1,048	761	797	840	916	38	-	-
	Middle	65	49	45	50	58	5	1	1
	Elementary	7	7	7	7	7	1	-	-
	Secondary	56	53	56	54	54	17	13	21
	Higher Secondary	14	14	14	14	14	9	4	10
Grand Total		1,190	884	919	965	1,049	70	18	32

Without Facilities / No Info

306

271

225

141

1,120

1,172

1,158

Note : Closed Schools Included

Source: SEMIS Census 2013 - 2014

Sindh Education Management Information System (SEMIS)

District : Larkana			Schools having / Received Facilities of			
School Gender	School Level	Schools	Functional SMC	Free Text Books	Construction Works	Campus Schools
Boys	Primary	179	176	176	19	11
	Middle	11	7	8	1	1
	Elementary	1	1	-	-	-
	Secondary	15	15	15	10	3
	Higher Secondary	4	4	4	4	-
	Total	210	203	203	34	15
Girls	Primary	206	188	184	18	19
	Middle	23	20	19	6	3
	Elementary	1	1	1	-	1
	Secondary	15	15	15	10	5
	Higher Secondary	6	6	6	5	1
	Total	251	230	225	39	29
Mixed	Primary	663	648	644	82	34
	Middle	31	28	29	5	5
	Elementary	5	5	4	2	3
	Secondary	26	26	25	19	11
	Higher Secondary	4	4	4	4	-
	Total	729	711	706	112	53
Total	Primary	1,048	1,012	1,004	119	64
	Middle	65	55	56	12	9
	Elementary	7	7	5	2	4
	Secondary	56	56	55	39	19
	Higher Secondary	14	14	14	13	1
Grand Total		1,190	1,144	1,134	185	97

Without Facilities / No Info

46

56

1,005

1,093

SMC = School Management Committee

Note : Closed Schools Included

Source: SEMIS Census 2013 - 2014

Sindh Education Management Information System (SEMIS)

## District : Larkana

School Gender	School Level	Student Chairs	Student Desks	Student Benches	Teachers Tables	Teachers Chairs	Fans	Computers
Boys	Primary	79	755	2,872	456	1,098	762	2
	Middle	14	227	139	46	104	130	-
	Elementary	-	54	-	6	15	21	-
	Secondary	701	3,035	238	262	943	750	47
	Higher Secondary	621	3,093	-	174	583	645	59
	Total	1,415	7,164	3,249	944	2,743	2,308	108
Girls	Primary	289	2,347	3,643	572	1,511	1,128	2
	Middle	54	686	89	78	201	108	-
	Elementary	-	-	10	2	3	-	-
	Secondary	1,271	2,278	287	246	632	557	26
	Higher Secondary	1,432	3,098	105	217	949	515	45
	Total	3,046	8,409	4,134	1,115	3,296	2,308	73
Mixed	Primary	93	3,696	14,057	1,984	4,668	4,021	12
	Middle	38	1,018	266	116	358	271	-
	Elementary	60	191	168	45	107	107	-
	Secondary	1,020	3,000	675	307	874	932	33
	Higher Secondary	369	821	143	52	235	292	3
	Total	1,580	8,726	15,309	2,504	6,242	5,623	48
Total	Primary	461	6,798	20,572	3,012	7,277	5,911	16
	Middle	106	1,931	494	240	663	509	-
	Elementary	60	245	178	53	125	128	-
	Secondary	2,992	8,313	1,200	815	2,449	2,239	106
	Higher Secondary	2,422	7,012	248	443	1,767	1,452	107
Grand Total		6,041	24,299	22,692	4,563	12,281	10,239	229

District : Larkana		No. of Schools				Enrolment			Teachers			School Status	
Taluka Name	Boys	Girls	Mixed	Total	Boys	Girls	Total	Male	Female	Total	Functional	Closed	
Dokri	28	40	131	199	20,561	15,837	36,398	817	224	1,041	195	4	
Larkana	64	89	228	381	52,514	38,810	91,324	1,942	997	2,939	377	4	
Rato Dero	32	54	247	333	36,155	23,134	59,289	1,252	345	1,597	331	2	
Bakrani	86	68	123	277	20,795	13,638	34,433	795	226	1,021	270	7	
<b>District Total</b>	<b>210</b>	<b>251</b>	<b>729</b>	<b>1,190</b>	<b>130,025</b>	<b>91,419</b>	<b>221,444</b>	<b>4,806</b>	<b>1,792</b>	<b>6,598</b>	<b>1,173</b>	<b>17</b>	

Source: SEMIS Census 2013 - 2014

Sindh Education Management Information System (SEMIS)