

SINDH Education Management Information System (SEMIS)



**District Education Profile**  
**KASHMORE**  
**2013 - 14**



**REFORM SUPPORT UNIT**

Education and Literacy Department

Government of Sindh, Karachi

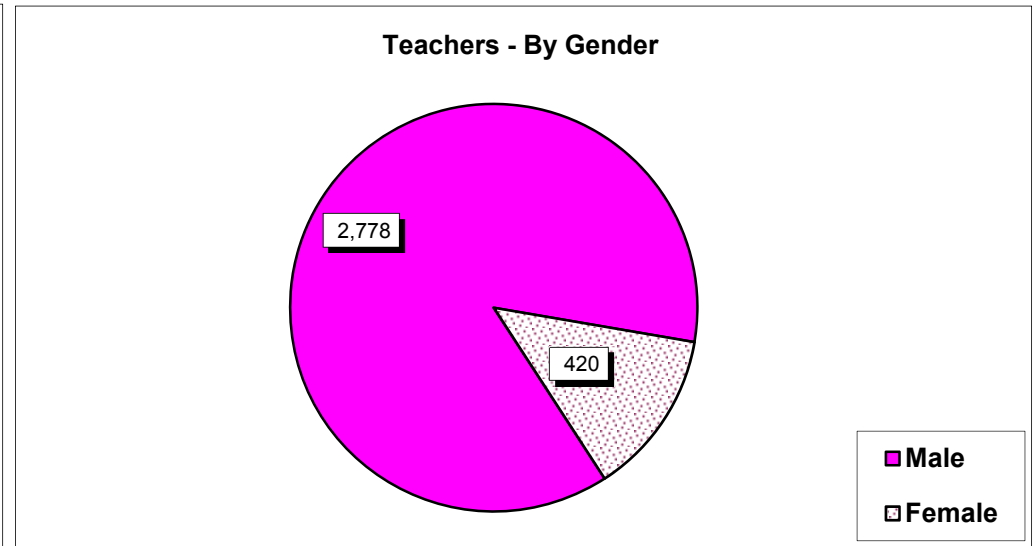
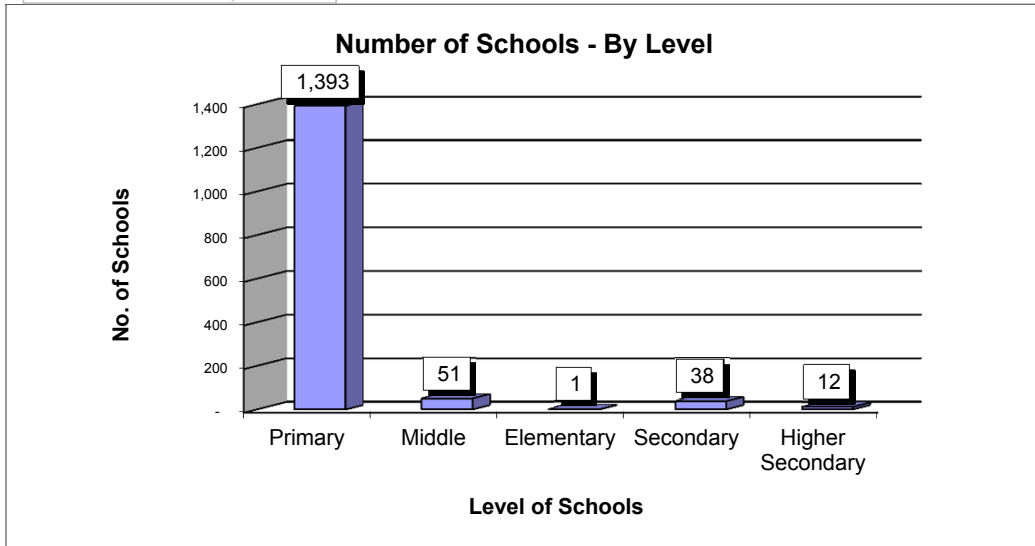
## TABLE OF CONTENTS

### District Kashmir

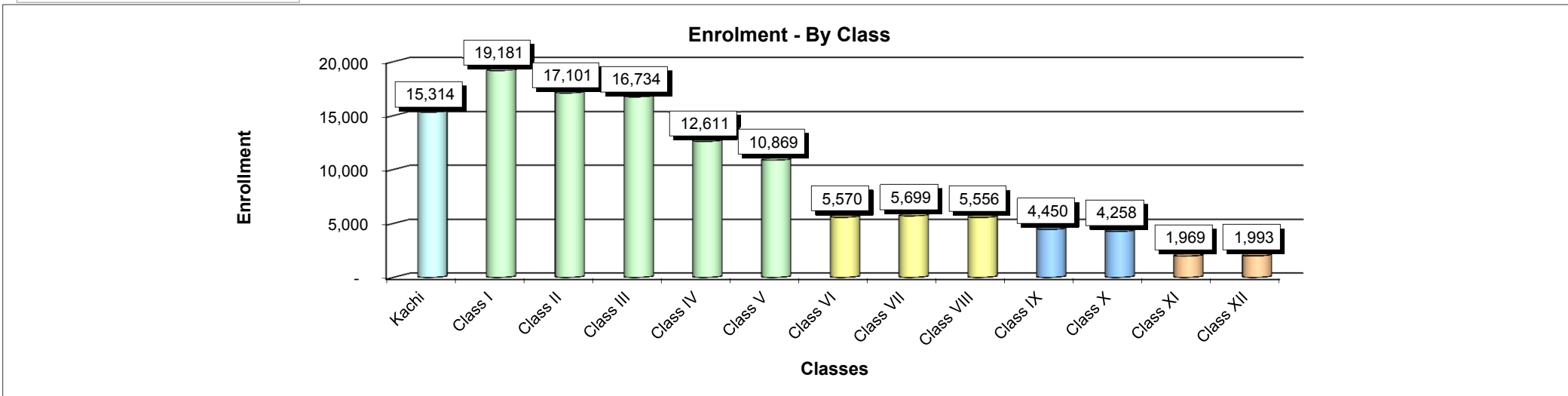
TOPICS		Page No
Graph	- Basic Education Summary	1
Summary	- Schools, Enrolment and Teachers by Gender and level wise.	2
Schools	- Gender, Level and Status wise.	3
	- Medium and Shift wise.	4
Enrolment	- Gender, Level and Classes stage wise.	5
Teachers	- Gender, Level and Type of Post wise	6
	- Gender, Level and Professional Training wise.	7
Buildings	- School Buildings Status Gender and Level wise.	8
Facilities	- Schools having Basic Facilities.	9
	- Schools having Advance Facilities.	10
	- Classroom Facilities Gender and level wise.	11
Taluka Summary	- Number of Schools, Enrolment , Teachers and School status	12

Total Schools : 1,495

Total Teachers : 3,198



Total Enrollment : 121,305



Basic Ratio ---- Students per Teachers : 38

Students per School : 81

Students per Classroom : 60

Teachers per School : 2

District : Kashmore		No. of Schools	Enrolment			Teachers			Student per Teacher Ratio
School Gender	School Level	Total	Boys	Girls	Total	Male	Female	Total	
Boys	Primary	525	21,529	5,603	27,132	636	6	642	42
	Middle	18	956	337	1,293	76	2	78	17
	Elementary	1	30	-	30	2	-	2	15
	Secondary	19	7,637	2,589	10,226	310	-	310	33
	Higher Secondary	8	9,016	1,304	10,320	266	-	266	39
	Total		571	39,168	9,833	49,001	1,290	8	1,298
Girls	Primary	194	132	7,887	8,019	1	226	227	35
	Middle	13	-	1,358	1,358	-	28	28	49
	Elementary				-			-	-
	Secondary	8	-	2,262	2,262	1	83	84	27
	Higher Secondary	2	-	1,550	1,550	-	43	43	36
	Total		217	132	13,057	13,189	2	380	382
Mixed	Primary	674	35,704	12,718	48,422	1,173	20	1,193	41
	Middle	20	2,159	1,480	3,639	87	3	90	40
	Elementary				-			-	-
	Secondary	11	3,455	1,116	4,571	167	9	176	26
	Higher Secondary	2	2,071	412	2,483	59	-	59	42
	Total		707	43,389	15,726	59,115	1,486	32	1,518
Total	Primary	1,393	57,365	26,208	83,573	1,810	252	2,062	41
	Middle	51	3,115	3,175	6,290	163	33	196	32
	Elementary	1	30	-	30	2	-	2	15
	Secondary	38	11,092	5,967	17,059	478	92	570	30
	Higher Secondary	12	11,087	3,266	14,353	325	43	368	39
Grand Total		1,495	82,689	38,616	121,305	2,778	420	3,198	38

**Schools : Gender, Level, Location and Status wise**
**3**

District : Kashmore		Urban Area			Rural Area			Total Schools		
School Gender	School Level	Functional	Closed	Total	Functional	Closed	Total	Functional	Closed	Total
Boys	Primary	27	20	47	317	161	478	344	181	525
	Middle	1	1	2	16		16	17	1	18
	Elementary	1		1			-	1	-	1
	Secondary	2		2	17		17	19	-	19
	Higher Secondary	3		3	5		5	8	-	8
	Total		34	21	55	355	161	516	389	182
Girls	Primary	20	9	29	109	56	165	129	65	194
	Middle	4		4	8	1	9	12	1	13
	Elementary			-			-	-	-	-
	Secondary	6		6	2		2	8	-	8
	Higher Secondary	1		1	1		1	2	-	2
	Total		31	9	40	120	57	177	151	66
Mixed	Primary	30	1	31	602	41	643	632	42	674
	Middle	1		1	18	1	19	19	1	20
	Elementary			-			-	-	-	-
	Secondary	1		1	10		10	11	-	11
	Higher Secondary	1		1	1		1	2	-	2
	Total		33	1	34	631	42	673	664	43
Total	Primary	77	30	107	1,028	258	1,286	1,105	288	1,393
	Middle	6	1	7	42	2	44	48	3	51
	Elementary	1	-	1	-	-	-	1	-	1
	Secondary	9	-	9	29	-	29	38	-	38
	Higher Secondary	5	-	5	7	-	7	12	-	12
	Grand Total		98	31	129	1,106	260	1,366	1,204	291

Note : Closed = Both Temporary (287) and Permanent (4) Closed Schools included

District : Kashmore		Schools by Medium					Schools by Shift				Number of Branch Schools
School Gender	School Level	Urdu	Sindhi	English	Mixed	Total	Morning	Afternoon	Both	Total	
Boys	Primary	525				525	525	-	-	525	-
	Middle	18				18	18	-	-	18	-
	Elementary	1				1	1	-	-	1	-
	Secondary	18			1	19	19	-	-	19	-
	Higher Secondary	4			4	8	8	-	-	8	-
	Total		-	566	-	5	571	571	-	-	571
Girls	Primary	194				194	194	-	-	194	-
	Middle	13				13	13	-	-	13	-
	Elementary					-				-	-
	Secondary	4			4	8	8	-	-	8	-
	Higher Secondary	2				2	2	-	-	2	-
	Total		-	213	-	4	217	217	-	-	217
Mixed	Primary	671			3	674	673	-	1	674	-
	Middle	20				20	20	-	-	20	-
	Elementary					-				-	-
	Secondary	11				11	11	-	-	11	-
	Higher Secondary				2	2	2	-	-	2	-
	Total		-	702	-	5	707	706	-	1	707
Total	Primary	-	1,390	-	3	1,393	1,392	-	1	1,393	-
	Middle	-	51	-	-	51	51	-	-	51	-
	Elementary	-	1	-	-	1	1	-	-	1	-
	Secondary	-	33	-	5	38	38	-	-	38	-
	Higher Secondary	-	6	-	6	12	12	-	-	12	-
Grand Total		-	1,481	-	14	1,495	1,494	-	1	1,495	-

**Enrolment : Gender, Level and Class Stage wise**
**5**

District : Kashmore	Boys Enrolment Class Stages wise						Girls Enrolment Class Stages wise						Grand Total	
	School Level	Kachi	I to V	VI to VIII	IX to X	XI to XII	Total	Kachi	I to V	VI to VIII	IX to X	XI to XII		Total
Primary	9,168	48,197					57,365	4,750	21,458				26,208	83,573
Middle	311	1,183	1,621				3,115	227	517	2,431			3,175	6,290
Elementary			30				30						0	30
Secondary	443	2,731	4,902	3,016			11,092	160	1,430	2,938	1,439		5,967	17,059
Higher Secondary	55	462	3,947	3,514	3,109		11,087	200	518	956	739	853	3,266	14,353
Grand Total	9,977	52,573	10,500	6,530	3,109		82,689	5,337	23,923	6,325	2,178	853	38,616	121,305

Source: SEMIS Census 2013 - 2014

Sindh Education Management Information System (SEMIS)

**Teachers : Level and Type of Post wise**
**6**

District : Kashmir		Teaching Staff by Type of Post									Grand
Teacher Gender	School Level	Govt. Regular	Govt. Contract	SMC	NCHD	ESRA / US Aid	UNICEF	Other Donor	Volunteer	Not Provided	Total
Male	Primary	1,716	72		13				9		1,810
	Middle	156	6		1						163
	Elementary	2									2
	Secondary	467	11								478
	Higher Secondary	316	9								325
	Total		2,657	98	-	14	-	-	-	9	-
Female	Primary	232	13	2	4				1		252
	Middle	31	2								33
	Elementary										-
	Secondary	90	2								92
	Higher Secondary	43									43
	Total		396	17	2	4	-	-	-	1	-
Total	Primary	1,948	85	2	17	-	-	-	10	-	2,062
	Middle	187	8	-	1	-	-	-	-	-	196
	Elementary	2	-	-	-	-	-	-	-	-	2
	Secondary	557	13	-	-	-	-	-	-	-	570
	Higher Secondary	359	9	-	-	-	-	-	-	-	368
Grand Total		3,053	115	2	18	-	-	-	10	-	3,198



**Teachers : Gender and Professional Training wise**
**7**

District : Kashmir		Teaching Staff by Professional Training wise							Grand Total
Teacher Gender	School Level	PTC	C.T	B. Ed	M. Ed	Other	Untrained	Not Provided	Total
Male	Primary	706	99	866	132		7		1,810
	Middle	16	13	60	48	25	1		163
	Elementary				1		1		2
	Secondary	35	22	169	181	57	14		478
	Higher Secondary	1	11	72	191	41	9		325
	Total		758	145	1,167	553	123	32	-
Female	Primary	136	18	80	14	2	2		252
	Middle	12	5	4	3	9			33
	Elementary								-
	Secondary	19	9	30	28	4	2		92
	Higher Secondary	15	1	18	8	1			43
	Total		182	33	132	53	16	4	-
Total	Primary	842	117	946	146	2	9	-	2,062
	Middle	28	18	64	51	34	1	-	196
	Elementary	-	-	-	1	-	1	-	2
	Secondary	54	31	199	209	61	16	-	570
	Higher Secondary	16	12	90	199	42	9	-	368
Grand Total		940	178	1,299	606	139	36	-	3,198

**Schools Building Facilities : Gender and Level wise**
**8**

District : Kashmore		Schools by Building							Total Schools	Total Number of Classrooms
		Other Ownership	Govt. Ownership				Rental	Shelterless (No Build / No Info)		
			Satisfactory	Repairable	Dangerous	No Info				
School Gender	School Level									
Boys	Primary	1	62	170	36	-	-	256	525	510
	Middle	-	4	8	4	-	-	2	18	51
	Elementary	-	-	-	1	-	-	-	1	3
	Secondary	-	1	14	4	-	-	-	19	154
	Higher Secondary	-	1	6	1	-	-	-	8	144
	Total		1	68	198	46	-	-	258	571
Girls	Primary	-	24	59	15	1	1	94	194	201
	Middle	-	-	10	2	-	-	1	13	31
	Elementary	-	-	-	-	-	-	-	-	-
	Secondary	-	-	7	1	-	-	-	8	47
	Higher Secondary	-	-	2	-	-	-	-	2	6
	Total		-	24	78	18	1	1	95	217
Mixed	Primary	2	75	229	65	-	-	303	674	728
	Middle	-	4	11	3	-	-	2	20	58
	Elementary	-	-	-	-	-	-	-	-	-
	Secondary	-	-	9	2	-	-	-	11	78
	Higher Secondary	-	-	2	-	-	-	-	2	24
	Total		2	79	251	70	-	-	305	707
Total	Primary	3	161	458	116	1	1	653	1,393	1,439
	Middle	-	8	29	9	-	-	5	51	140
	Elementary	-	-	-	1	-	-	-	1	3
	Secondary	-	1	30	7	-	-	-	38	279
	Higher Secondary	-	1	10	1	-	-	-	12	174
Grand Total		3	171	527	134	1	1	658	1,495	2,035

Note : Closed Schools Included

Source: SEMIS Census 2013 - 2014

Sindh Education Management Information System (SEMIS)

District : Kashmore			Schools having Basic Facilities					Schools having	
School Gender	School Level	Schools	Electricity	Toilets	Drinking Water	Boundary Wall	Play Ground	Library	Science Lab
Boys	Primary	525	165	121	185	153	120	1	1
	Middle	18	4	8	7	10	4	-	-
	Elementary	1	-	-	-	1	-	-	-
	Secondary	19	8	14	16	17	13	1	4
	Higher Secondary	8	7	6	8	7	5	1	6
	Total	571	184	149	216	188	142	3	11
Girls	Primary	194	31	40	53	61	28	-	-
	Middle	13	2	5	7	8	5	1	-
	Elementary								
	Secondary	8	5	4	7	8	4	1	1
	Higher Secondary	2	1	1	1	1	2	1	1
	Total	217	39	50	68	78	39	3	2
Mixed	Primary	674	106	184	330	264	266	-	-
	Middle	20	5	14	11	13	12	-	-
	Elementary								
	Secondary	11	5	10	11	8	5	1	1
	Higher Secondary	2	2	2	2	2	-	-	2
	Total	707	118	210	354	287	283	1	3
Total	Primary	1,393	302	345	568	478	414	1	1
	Middle	51	11	27	25	31	21	1	-
	Elementary	1	-	-	-	1	-	-	-
	Secondary	38	18	28	34	33	22	3	6
	Higher Secondary	12	10	9	11	10	7	2	9
Grand Total		1,495	341	409	638	553	464	7	16

Without Facilities / No Info	1,154	1,086	857	942	1,031	1,488	1,479
------------------------------	-------	-------	-----	-----	-------	-------	-------

Note : Closed Schools Included

Source: SEMIS Census 2013 - 2014

Sindh Education Management Information System (SEMIS)

District : Kashmir			Schools having / Received Facilities of			
School Gender	School Level	Schools	Functional SMC	Free Text Books	Construction Works	Campus Schools
Boys	Primary	525	272	490	9	1
	Middle	18	11	17	1	1
	Elementary	1	1	-	-	-
	Secondary	19	17	17	2	5
	Higher Secondary	8	8	8	-	4
	Total	571	309	532	12	11
Girls	Primary	194	104	186	8	-
	Middle	13	5	13	-	-
	Elementary					
	Secondary	8	7	8	-	4
	Higher Secondary	2	1	2	-	1
	Total	217	117	209	8	5
Mixed	Primary	674	549	629	18	1
	Middle	20	17	19	1	1
	Elementary					
	Secondary	11	11	11	1	6
	Higher Secondary	2	2	2	-	1
	Total	707	579	661	20	9
Total	Primary	1,393	925	1,305	35	2
	Middle	51	33	49	2	2
	Elementary	1	1	-	-	-
	Secondary	38	35	36	3	15
	Higher Secondary	12	11	12	-	6
Grand Total		1,495	1,005	1,402	40	25

Without Facilities / No Info	490	93	1,455	1,470
------------------------------	-----	----	-------	-------

SMC = School Management Committee

Note : Closed Schools Included

Source: SEMIS Census 2013 - 2014

Sindh Education Management Information System (SEMIS)

## District : Kashmore

School Gender	School Level	Student Chairs	Student Desks	Student Benches	Teachers Tables	Teachers Chairs	Fans	Computers
Boys	Primary	1,243	1,496	2,015	275	743	303	-
	Middle	66	107	58	21	105	25	-
	Elementary	-	28	7	6	6	30	-
	Secondary	504	1,239	257	69	357	184	57
	Higher Secondary	575	1,215	99	172	2,419	388	122
	Total	2,388	4,085	2,436	543	3,630	930	179
Girls	Primary	372	617	511	97	253	56	6
	Middle	-	88	39	16	48	22	-
	Elementary	-	-	-	-	-	-	-
	Secondary	8	478	170	43	121	107	-
	Higher Secondary	-	54	46	27	55	39	15
	Total	380	1,237	766	183	477	224	21
Mixed	Primary	2,108	2,486	3,964	503	1,359	427	-
	Middle	228	375	145	47	135	45	-
	Elementary	-	-	-	-	-	-	-
	Secondary	365	616	258	60	216	144	9
	Higher Secondary	591	305	-	32	90	130	33
	Total	3,292	3,782	4,367	642	1,800	746	42
Total	Primary	3,723	4,599	6,490	875	2,355	786	6
	Middle	294	570	242	84	288	92	-
	Elementary	-	28	7	6	6	30	-
	Secondary	877	2,333	685	172	694	435	66
	Higher Secondary	1,166	1,574	145	231	2,564	557	170
	Grand Total	6,060	9,104	7,569	1,368	5,907	1,900	242

District : Kashmore	No. of Schools				Enrolment			Teachers			School Status	
	Town Name	Boys	Girls	Mixed	Total	Boys	Girls	Total	Male	Female	Total	Functional
Kandhkot	104	55	171	330	26,218	12,011	38,229	909	169	1,078	284	46
Kashmore	227	73	237	537	28,409	11,585	39,994	898	133	1,031	439	98
Tangwani	240	89	299	628	28,062	15,020	43,082	971	118	1,089	481	147
District Total	571	217	707	1,495	82,689	38,616	121,305	2,778	420	3,198	1,204	291

Source: SEMIS Census 2013 - 2014

Sindh Education Management Information System (SEMIS)