

SINDH Education Management Information System (SEMIS)



District Education Profile
KARACHI SOUTH
2013 - 14



REFORM SUPPORT UNIT

Education and Literacy Department

Government of Sindh, Karachi

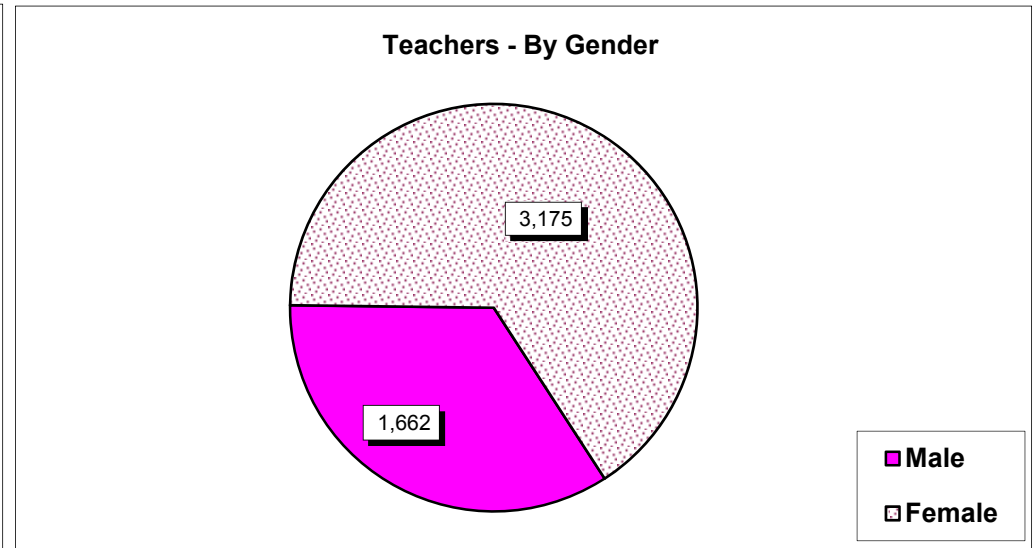
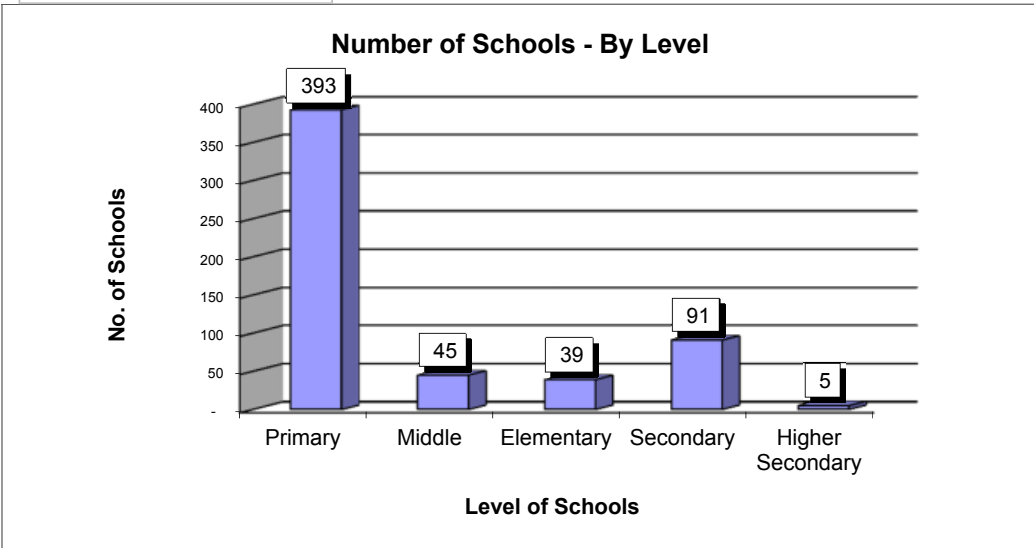
TABLE OF CONTENTS

District Karachi South

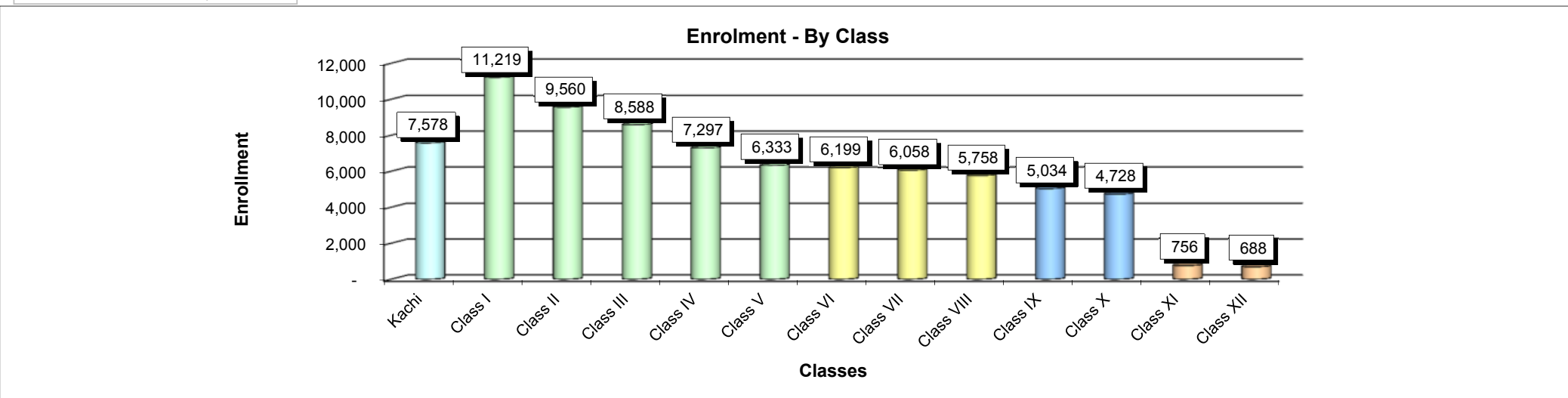
TOPICS		Page No
Graph	- Basic Education Summary	1
Summary	- Schools, Enrolment and Teachers by Gender and level wise.	2
Schools	- Gender, Level and Status wise.	3
	- Medium and Shift wise.	4
Enrolment	- Gender, Level and Classes stage wise.	5
Teachers	- Gender, Level and Type of Post wise	6
	- Gender, Level and Professional Training wise.	7
Buildings	- School Buildings Status Gender and Level wise.	8
Facilities	- Schools having Basic Facilities.	9
	- Schools having Advance Facilities.	10
	- Classroom Facilities Gender and level wise.	11
Town Summary	- Number of Schools, Enrolment , Teachers and School status	12

Total Schools : 573

Total Teachers : 4,837



Total Enrollment : 79,796



Basic Ratio ---- Students per Teachers : 16

Students per School : 139

Students per Classroom : 22

Teachers per School : 8

District : Karachi South		No. of Schools	Enrolment			Teachers			Student per Teacher Ratio
School Gender	School Level	Total	Boys	Girls	Total	Male	Female	Total	
Boys	Primary	218	10,636	4,485	15,121	426	516	942	16
	Middle	30	1,228	114	1,342	110	66	176	8
	Elementary	17	1,575	590	2,165	54	66	120	18
	Secondary	47	10,028	2,535	12,563	644	454	1,098	11
	Higher Secondary	4	3,039	883	3,922	106	111	217	18
	Total		316	26,506	8,607	35,113	1,340	1,213	2,553
Girls	Primary	90	1,407	9,358	10,765	22	531	553	19
	Middle	11	-	1,065	1,065	3	62	65	16
	Elementary	17	110	3,082	3,192	2	151	153	21
	Secondary	39	3,322	16,309	19,631	48	929	977	20
	Higher Secondary	1	-	511	511		24	24	21
	Total		158	4,839	30,325	35,164	75	1,697	1,772
Mixed	Primary	85	3,467	3,068	6,535	159	212	371	18
	Middle	4	159	72	231	13	7	20	12
	Elementary	5	456	569	1,025	15	15	30	34
	Secondary	5	842	886	1,728	60	31	91	19
	Higher Secondary				-			-	-
	Total		99	4,924	4,595	9,519	247	265	512
Total	Primary	393	15,510	16,911	32,421	607	1,259	1,866	17
	Middle	45	1,387	1,251	2,638	126	135	261	10
	Elementary	39	2,141	4,241	6,382	71	232	303	21
	Secondary	91	14,192	19,730	33,922	752	1,414	2,166	16
	Higher Secondary	5	3,039	1,394	4,433	106	135	241	18
Grand Total		573	36,269	43,527	79,796	1,662	3,175	4,837	16

Schools : Gender, Level, Location and Status wise
3

District : Karachi South		Urban Area			Rural Area			Total Schools		
School Gender	School Level	Functional	Closed	Total	Functional	Closed	Total	Functional	Closed	Total
Boys	Primary	149	33	182	33	3	36	182	36	218
	Middle	22	4	26	4		4	26	4	30
	Elementary	16		16	1		1	17	-	17
	Secondary	42	2	44	3		3	45	2	47
	Higher Secondary	4		4			-	4	-	4
	Total		233	39	272	41	3	44	274	42
Girls	Primary	77	2	79	9	2	11	86	4	90
	Middle	11		11			-	11	-	11
	Elementary	16	1	17			-	16	1	17
	Secondary	36	1	37	2		2	38	1	39
	Higher Secondary	1		1			-	1	-	1
	Total		141	4	145	11	2	13	152	6
Mixed	Primary	69	5	74	11		11	80	5	85
	Middle	4		4			-	4	-	4
	Elementary	4		4	1		1	5	-	5
	Secondary	4		4	1		1	5	-	5
	Higher Secondary			-			-	-	-	-
	Total		81	5	86	13	-	13	94	5
Total	Primary	295	40	335	53	5	58	348	45	393
	Middle	37	4	41	4	-	4	41	4	45
	Elementary	36	1	37	2	-	2	38	1	39
	Secondary	82	3	85	6	-	6	88	3	91
	Higher Secondary	5	-	5	-	-	-	5	-	5
	Grand Total		455	48	503	65	5	70	520	53

Note : Closed = Both Temporary (11) and Permanent (42) Closed Schools included

District : Karachi South		Schools by Medium					Schools by Shift				Number of Branch Schools
School Gender	School Level	Urdu	Sindhi	English	Mixed	Total	Morning	Afternoon	Both	Total	
Boys	Primary	164	17	1	36	218	145	73	-	218	5
	Middle	26			4	30	11	19	-	30	-
	Elementary	17				17	8	9	-	17	-
	Secondary	38	2		7	47	27	10	10	47	-
	Higher Secondary	2			2	4	1	-	3	4	-
	Total		247	19	1	49	316	192	111	13	316
Girls	Primary	80	6		4	90	79	11	-	90	-
	Middle	11				11	10	1	-	11	-
	Elementary	16			1	17	17	-	-	17	-
	Secondary	33			6	39	30	2	7	39	-
	Higher Secondary	1				1	1	-	-	1	-
	Total		141	6	-	11	158	137	14	7	158
Mixed	Primary	71	9		5	85	64	21	-	85	2
	Middle	4				4	1	3	-	4	-
	Elementary	5				5	2	3	-	5	-
	Secondary	5				5	4	-	1	5	-
	Higher Secondary					-				-	-
	Total		85	9	-	5	99	71	27	1	99
Total	Primary	315	32	1	45	393	288	105	-	393	7
	Middle	41	-	-	4	45	22	23	-	45	-
	Elementary	38	-	-	1	39	27	12	-	39	-
	Secondary	76	2	-	13	91	61	12	18	91	-
	Higher Secondary	3	-	-	2	5	2	-	3	5	-
Grand Total		473	34	1	65	573	400	152	21	573	7

District : Karachi South	Boys Enrolment Class Stages wise						Girls Enrolment Class Stages wise						Grand Total		
	School Level	Kachi	I to V	VI to VIII	IX to X	XI to XII	Total	Kachi	I to V	VI to VIII	IX to X	XI to XII		Total	
Primary	2,356	13,100	54				15,510	2,415	14,345	151				16,911	32,421
Middle		34	1,353				1,387		32	1,219				1,251	2,638
Elementary	274	1,382	485				2,141	558	2,355	1,328				4,241	6,382
Secondary	752	5,433	4,565	3,442			14,192	1,014	5,429	7,811	5,476			19,730	33,922
Higher Secondary	139	472	592	546	1,290		3,039	70	415	457	298	154		1,394	4,433
Grand Total	3,521	20,421	7,049	3,988	1,290		36,269	4,057	22,576	10,966	5,774	154		43,527	79,796

Teachers : Level and Type of Post wise
6

District : Karachi South		Teaching Staff by Type of Post									Grand Total
Teacher Gender	School Level	Govt. Regular	Govt. Contract	SMC	NCHD	ESRA / US Aid	UNICEF	Other Donor	Volunteer	Not Provided	
Male	Primary	577	20					1	5	4	607
	Middle	120	3						3		126
	Elementary	64	6							1	71
	Secondary	671	57					2		22	752
	Higher Secondary	98	8								106
	Total		1,530	94	-	-	-	-	3	8	27
Female	Primary	1,188	42					12	6	11	1,259
	Middle	131	3							1	135
	Elementary	211	19							2	232
	Secondary	1,334	44	2				8		26	1,414
	Higher Secondary	123	12								135
	Total		2,987	120	2	-	-	-	20	6	-
Total	Primary	1,765	62	-	-	-	-	13	11	15	1,866
	Middle	251	6	-	-	-	-	-	3	1	261
	Elementary	275	25	-	-	-	-	-	-	3	303
	Secondary	2,005	101	2	-	-	-	10	-	48	2,166
	Higher Secondary	221	20	-	-	-	-	-	-	-	241
Grand Total		4,517	214	2	-	-	-	23	14	67	4,837

Teachers : Gender and Professional Training wise
7

District : Karachi South		Teaching Staff by Professional Training wise							Grand Total
Teacher Gender	School Level	PTC	C.T	B. Ed	M. Ed	Other	Untrained	Not Provided	Total
Male	Primary	315	111	107	18	6	40	10	607
	Middle	14	34	28	11	22	14	3	126
	Elementary	34	11	13	2	2	9		71
	Secondary	127	112	257	78	82	76	20	752
	Higher Secondary	13	11	32	14	8	25	3	106
	Total		503	279	437	123	120	164	36
Female	Primary	800	162	196	35	1	43	22	1,259
	Middle	22	31	51	22	5	3	1	135
	Elementary	100	42	60	8	3	13	6	232
	Secondary	333	186	576	170	34	93	22	1,414
	Higher Secondary	30	18	52	22	2	11		135
	Total		1,285	439	935	257	45	163	51
Total	Primary	1,115	273	303	53	7	83	32	1,866
	Middle	36	65	79	33	27	17	4	261
	Elementary	134	53	73	10	5	22	6	303
	Secondary	460	298	833	248	116	169	42	2,166
	Higher Secondary	43	29	84	36	10	36	3	241
Grand Total		1,788	718	1,372	380	165	327	87	4,837

Schools Building Facilities : Gender and Level wise
8

District : Karachi South		Schools by Building							Total Schools	Total Number of Classrooms
		Other Ownership	Govt. Ownership				Rental	Shelterless (No Build / No Info)		
			Satisfactory	Repairable	Dangerous	No Info				
School Gender	School Level									
Boys	Primary	28	52	87	15	30	5	1	218	885
	Middle	4	5	14	4	3	-	-	30	129
	Elementary	1	10	6	-	-	-	-	17	96
	Secondary	1	28	16	-	-	2	-	47	658
	Higher Secondary	-	3	1	-	-	-	-	4	118
	Total		34	98	124	19	33	7	1	316
Girls	Primary	1	41	29	12	3	4	-	90	464
	Middle	-	3	6	-	-	2	-	11	52
	Elementary	2	8	4	2	1	-	-	17	115
	Secondary	1	22	13	2	-	1	-	39	672
	Higher Secondary	-	1	-	-	-	-	-	1	10
	Total		4	75	52	16	4	7	-	158
Mixed	Primary	9	27	33	12	4	-	-	85	337
	Middle	-	1	3	-	-	-	-	4	18
	Elementary	-	4	1	-	-	-	-	5	36
	Secondary	1	2	2	-	-	-	-	5	52
	Higher Secondary	-	-	-	-	-	-	-	-	-
	Total		10	34	39	12	4	-	-	99
Total	Primary	38	120	149	39	37	9	1	393	1,686
	Middle	4	9	23	4	3	2	-	45	199
	Elementary	3	22	11	2	1	-	-	39	247
	Secondary	3	52	31	2	-	3	-	91	1,382
	Higher Secondary	-	4	1	-	-	-	-	5	128
Grand Total		48	207	215	47	41	14	1	573	3,642

Note : Closed Schools Included

Source: SEMIS Census 2013 - 2014

Sindh Education Management Information System (SEMIS)

District : Karachi South			Schools having Basic Facilities					Schools having	
School Gender	School Level	Schools	Electricity	Toilets	Drinking Water	Boundary Wall	Play Ground	Library	Science Lab
Boys	Primary	218	205	173	120	173	37	1	1
	Middle	30	29	25	21	27	6	-	-
	Elementary	17	17	14	14	14	5	-	-
	Secondary	47	47	47	35	42	15	8	25
	Higher Secondary	4	4	4	3	2	3	1	3
	Total	316	302	263	193	258	66	10	29
Girls	Primary	90	89	86	57	74	23	4	-
	Middle	11	11	11	8	10	5	-	-
	Elementary	17	16	17	15	16	5	-	-
	Secondary	39	38	38	31	35	16	12	23
	Higher Secondary	1	1	1	-	-	-	-	1
	Total	158	155	153	111	135	49	16	24
Mixed	Primary	85	82	74	45	74	6	-	-
	Middle	4	4	4	4	4	-	-	-
	Elementary	5	5	5	5	5	1	-	-
	Secondary	5	5	5	2	5	2	2	3
	Higher Secondary								
	Total	99	96	88	56	88	9	2	3
Total	Primary	393	376	333	222	321	66	5	1
	Middle	45	44	40	33	41	11	-	-
	Elementary	39	38	36	34	35	11	-	-
	Secondary	91	90	90	68	82	33	22	51
	Higher Secondary	5	5	5	3	2	3	1	4
Grand Total		573	553	504	360	481	124	28	56

Without Facilities / No Info

20

69

213

92

449

545

517

Note : Closed Schools Included

Source: SEMIS Census 2013 - 2014

Sindh Education Management Information System (SEMIS)

District : Karachi South			Schools having / Received Facilities of			
School Gender	School Level	Schools	Functional SMC	Free Text Books	Construction Works	Campus Schools
Boys	Primary	218	168	148	60	-
	Middle	30	24	19	8	-
	Elementary	17	16	13	5	-
	Secondary	47	43	35	13	22
	Higher Secondary	4	4	3	2	3
	Total	316	255	218	88	25
Girls	Primary	90	84	68	19	-
	Middle	11	11	10	2	-
	Elementary	17	16	15	3	-
	Secondary	39	38	30	15	14
	Higher Secondary	1	1	1	-	-
	Total	158	150	124	39	14
Mixed	Primary	85	73	68	7	-
	Middle	4	4	3	1	-
	Elementary	5	5	3	1	-
	Secondary	5	5	5	2	1
	Higher Secondary					
	Total	99	87	79	11	1
Total	Primary	393	325	284	86	-
	Middle	45	39	32	11	-
	Elementary	39	37	31	9	-
	Secondary	91	86	70	30	37
	Higher Secondary	5	5	4	2	3
	Grand Total	573	492	421	138	40

Without Facilities / No Info	81	152	435	533
------------------------------	----	-----	-----	-----

SMC = School Management Committee

Note : Closed Schools Included

Source: SEMIS Census 2013 - 2014

Sindh Education Management Information System (SEMIS)

District : Karachi South

School Gender	School Level	Student Chairs	Student Desks	Student Benches	Teachers Tables	Teachers Chairs	Fans	Computers
Boys	Primary	1,065	7,946	586	582	1,339	1,202	20
	Middle	11	1,348	120	77	216	178	2
	Elementary	196	1,377	28	120	231	187	-
	Secondary	550	8,458	357	655	1,542	1,535	78
	Higher Secondary	174	1,893	4	161	345	374	50
	Total	1,996	21,022	1,095	1,595	3,673	3,476	150
Girls	Primary	999	6,043	328	371	853	817	9
	Middle	-	782	-	47	120	106	10
	Elementary	150	1,793	-	112	242	260	-
	Secondary	917	10,597	132	634	1,347	2,033	143
	Higher Secondary	30	300	-	2	10	20	1
	Total	2,096	19,515	460	1,166	2,572	3,236	163
Mixed	Primary	385	3,287	370	265	585	480	1
	Middle	-	79	113	14	33	10	-
	Elementary	-	426	-	22	30	62	12
	Secondary	-	597	-	29	157	31	-
	Higher Secondary	-	-	-	-	-	-	-
	Total	385	4,389	483	330	805	583	13
Total	Primary	2,449	17,276	1,284	1,218	2,777	2,499	30
	Middle	11	2,209	233	138	369	294	12
	Elementary	346	3,596	28	254	503	509	12
	Secondary	1,467	19,652	489	1,318	3,046	3,599	221
	Higher Secondary	204	2,193	4	163	355	394	51
	Grand Total	4,477	44,926	2,038	3,091	7,050	7,295	326

District : Karachi South	No. of Schools				Enrolment			Teachers			School Status	
	Town Name	Boys	Girls	Mixed	Total	Boys	Girls	Total	Male	Female	Total	Functional
Kemari Town	90	30	59	179	9,125	9,667	18,792	426	372	798	161	18
Lyari Town	110	57	10	177	14,387	18,206	32,593	558	1,138	1,696	162	15
Saddar Town	116	71	30	217	12,757	15,654	28,411	678	1,665	2,343	197	20
District Total	316	158	99	573	36,269	43,527	79,796	1,662	3,175	4,837	520	53

Source: SEMIS Census 2013 - 2014

Sindh Education Management Information System (SEMIS)

SINDH Education Management Information System (SEMIS)



District Education Profile
KARACHI MALIR
2013 - 14



REFORM SUPPORT UNIT

Education and Literacy Department

Government of Sindh, Karachi

TABLE OF CONTENTS

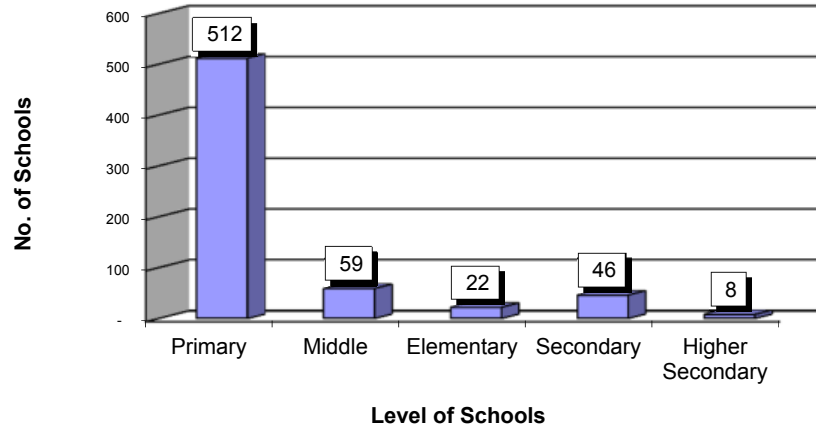
District Karachi Malir

TOPICS		Page No
Graph	- Basic Education Summary	1
Summary	- Schools, Enrolment and Teachers by Gender and level wise.	2
Schools	- Gender, Level and Status wise.	3
	- Medium and Shift wise.	4
Enrolment	- Gender, Level and Classes stage wise.	5
Teachers	- Gender, Level and Type of Post wise	6
	- Gender, Level and Professional Training wise.	7
Buildings	- School Buildings Status Gender and Level wise.	8
Facilities	- Schools having Basic Facilities.	9
	- Schools having Advance Facilities.	10
	- Classroom Facilities Gender and level wise.	11
Taluka Summary	- Number of Schools, Enrolment , Teachers and School status	12

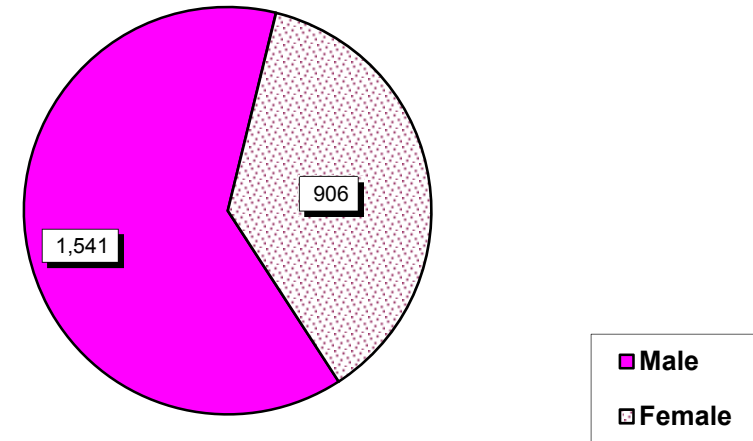
Total Schools : 647

Total Teachers : 2,447

Number of Schools - By Level

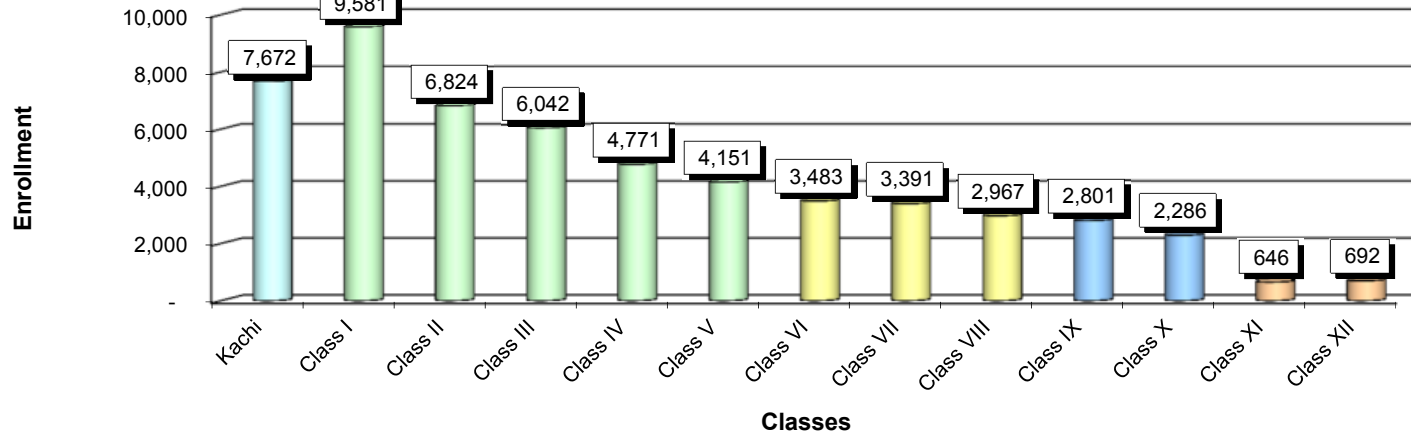


Teachers - By Gender



Total Enrollment : 55,307

Enrolment - By Class



Basic Ratio ---- Students per Teachers : 23

Students per School : 85

Students per Classroom : 27

Teachers per School : 4

District : Karachi Malir		No. of Schools	Enrolment			Teachers			Student per Teacher Ratio
School Gender	School Level	Total	Boys	Girls	Total	Male	Female	Total	
Boys	Primary	253	11,257	6,701	17,958	551	129	680	26
	Middle	16	440	133	573	62	3	65	9
	Elementary	16	2,420	1,410	3,830	100	45	145	26
	Secondary	20	3,981	1,911	5,892	210	91	301	20
	Higher Secondary	2	615	185	800	30	5	35	23
	Total	307	18,713	10,340	29,053	953	273	1,226	24
Girls	Primary	64	769	4,118	4,887	16	193	209	23
	Middle	38	28	1,303	1,331	8	111	119	11
	Elementary	4	1	377	378	1	15	16	24
	Secondary	15	403	1,856	2,259	46	127	173	13
	Higher Secondary	2	-	609	609	2	30	32	19
	Total	123	1,201	8,263	9,464	73	476	549	17
Mixed	Primary	195	6,297	5,063	11,360	318	103	421	27
	Middle	5	193	136	329	14	8	22	15
	Elementary	2	342	292	634	14	5	19	33
	Secondary	11	1,057	839	1,896	102	27	129	15
	Higher Secondary	4	1,969	602	2,571	67	14	81	32
	Total	217	9,858	6,932	16,790	515	157	672	25
Total	Primary	512	18,323	15,882	34,205	885	425	1,310	26
	Middle	59	661	1,572	2,233	84	122	206	11
	Elementary	22	2,763	2,079	4,842	115	65	180	27
	Secondary	46	5,441	4,606	10,047	358	245	603	17
	Higher Secondary	8	2,584	1,396	3,980	99	49	148	27
Grand Total		647	29,772	25,535	55,307	1,541	906	2,447	23

Schools : Gender, Level, Location and Status wise
3

District : Karachi Malir		Urban Area			Rural Area			Total Schools		
School Gender	School Level	Functional	Closed	Total	Functional	Closed	Total	Functional	Closed	Total
Boys	Primary	33	1	34	196	23	219	229	24	253
	Middle	2	1	3	12	1	13	14	2	16
	Elementary	4		4	12		12	16	-	16
	Secondary	5		5	14	1	15	19	1	20
	Higher Secondary			-	2		2	2	-	2
	Total		44	2	46	236	25	261	280	27
Girls	Primary	7	1	8	53	3	56	60	4	64
	Middle	5	2	7	30	1	31	35	3	38
	Elementary	1		1	2	1	3	3	1	4
	Secondary	5		5	10		10	15	-	15
	Higher Secondary			-	2		2	2	-	2
	Total		18	3	21	97	5	102	115	8
Mixed	Primary	16		16	162	17	179	178	17	195
	Middle	2		2	3		3	5	-	5
	Elementary			-	2		2	2	-	2
	Secondary	3		3	8		8	11	-	11
	Higher Secondary			-	4		4	4	-	4
	Total		21	-	21	179	17	196	200	17
Total	Primary	56	2	58	411	43	454	467	45	512
	Middle	9	3	12	45	2	47	54	5	59
	Elementary	5	-	5	16	1	17	21	1	22
	Secondary	13	-	13	32	1	33	45	1	46
	Higher Secondary	-	-	-	8	-	8	8	-	8
Grand Total		83	5	88	512	47	559	595	52	647

Note : Closed = Both Temporary (12) and Permanent (40) Closed Schools included

District : Karachi Malir		Schools by Medium					Schools by Shift				Number of Branch Schools
School Gender	School Level	Urdu	Sindhi	English	Mixed	Total	Morning	Afternoon	Both	Total	
Boys	Primary	45	182		26	253	244	7	2	253	-
	Middle	2	13		1	16	14	2	-	16	-
	Elementary	3	13			16	16	-	-	16	-
	Secondary	8	10		2	20	17	2	1	20	-
	Higher Secondary	1			1	2	1	1	-	2	-
	Total		59	218	-	30	307	292	12	3	307
Girls	Primary	17	43		4	64	61	3	-	64	-
	Middle	10	25		3	38	37	1	-	38	-
	Elementary	2	1		1	4	3	1	-	4	-
	Secondary	7	8			15	14	-	1	15	-
	Higher Secondary		2			2	2	-	-	2	-
	Total		36	79	-	8	123	117	5	1	123
Mixed	Primary	19	159		17	195	192	2	1	195	3
	Middle	2	3			5	4	1	-	5	-
	Elementary		2			2	2	-	-	2	-
	Secondary	1	10			11	10	-	1	11	-
	Higher Secondary		3		1	4	4	-	-	4	-
	Total		22	177	-	18	217	212	3	2	217
Total	Primary	81	384	-	47	512	497	12	3	512	3
	Middle	14	41	-	4	59	55	4	-	59	-
	Elementary	5	16	-	1	22	21	1	-	22	-
	Secondary	16	28	-	2	46	41	2	3	46	-
	Higher Secondary	1	5	-	2	8	7	1	-	8	-
Grand Total		117	474	-	56	647	621	20	6	647	3

Enrolment : Gender, Level and Class Stage wise
5

District : Karachi Malir	Boys Enrolment Class Stages wise						Girls Enrolment Class Stages wise						Grand Total		
	School Level	Kachi	I to V	VI to VIII	IX to X	XI to XII	Total	Kachi	I to V	VI to VIII	IX to X	XI to XII		Total	
Primary	3,844	14,452	27				18,323	3,143	12,552	187				15,882	34,205
Middle			632	29			661			1,568	4			1,572	2,233
Elementary	242	1,649	872				2,763	181	982	858	58			2,079	4,842
Secondary	150	688	2,627	1,964	12		5,441	74	734	2,077	1,699	22		4,606	10,047
Higher Secondary	31	154	721	859	819		2,584	7	158	272	474	485		1,396	3,980
Grand Total	4,267	16,943	4,879	2,852	831		29,772	3,405	14,426	4,962	2,235	507		25,535	55,307

Source: SEMIS Census 2013 - 2014

Sindh Education Management Information System (SEMIS)

Teachers : Level and Type of Post wise
6

District : Karachi Malir		Teaching Staff by Type of Post									Grand
Teacher Gender	School Level	Govt. Regular	Govt. Contract	SMC	NCHD	ESRA / US Aid	UNICEF	Other Donor	Volunteer	Not Provided	Total
Male	Primary	814	55		3			2		11	885
	Middle	75	4					2		3	84
	Elementary	101	14								115
	Secondary	330	22							6	358
	Higher Secondary	93	3							3	99
	Total		1,413	98	-	3	-	-	4	-	23
Female	Primary	350	30	1	12			10	1	21	425
	Middle	110	9							3	122
	Elementary	53	12								65
	Secondary	219	16	2				3		5	245
	Higher Secondary	44	2							3	49
	Total		776	69	3	12	-	-	13	1	-
Total	Primary	1,164	85	1	15	-	-	12	1	32	1,310
	Middle	185	13	-	-	-	-	2	-	6	206
	Elementary	154	26	-	-	-	-	-	-	-	180
	Secondary	549	38	2	-	-	-	3	-	11	603
	Higher Secondary	137	5	-	-	-	-	-	-	6	148
Grand Total		2,189	167	3	15	-	-	17	1	55	2,447

Teachers : Gender and Professional Training wise
7

District : Karachi Malir		Teaching Staff by Professional Training wise							Grand Total
Teacher Gender	School Level	PTC	C.T	B. Ed	M. Ed	Other	Untrained	Not Provided	Total
Male	Primary	448	233	118	26	2	37	21	885
	Middle	1	26	21	9	17	3	7	84
	Elementary	43	35	27	2		7	1	115
	Secondary	26	56	135	54	54	18	15	358
	Higher Secondary	6	11	40	28	5	7	2	99
	Total		524	361	341	119	78	72	46
Female	Primary	204	82	71	14		30	24	425
	Middle	2	43	53	15	3	4	2	122
	Elementary	23	12	20	4		6		65
	Secondary	19	33	111	52	5	8	17	245
	Higher Secondary	3		26	14	1	3	2	49
	Total		251	170	281	99	9	51	45
Total	Primary	652	315	189	40	2	67	45	1,310
	Middle	3	69	74	24	20	7	9	206
	Elementary	66	47	47	6	-	13	1	180
	Secondary	45	89	246	106	59	26	32	603
	Higher Secondary	9	11	66	42	6	10	4	148
Grand Total		775	531	622	218	87	123	91	2,447

District : Karachi Malir		Schools by Building							Total Schools	Total Number of Classrooms
		Other Ownership	Govt. Ownership				Rental	Shelterless (No Build / No Info)		
			Satisfactory	Repairable	Dangerous	No Info				
School Gender	School Level									
Boys	Primary	10	63	117	32	21	2	8	253	663
	Middle	-	6	7	1	2	-	-	16	51
	Elementary	-	3	8	1	-	4	-	16	112
	Secondary	1	9	6	3	1	-	-	20	154
	Higher Secondary	-	2	-	-	-	-	-	2	25
	Total		11	83	138	37	24	6	8	307
Girls	Primary	5	19	30	6	4	-	-	64	181
	Middle	8	8	17	2	3	-	-	38	109
	Elementary	-	2	1	-	1	-	-	4	12
	Secondary	2	8	5	-	-	-	-	15	74
	Higher Secondary	-	-	1	1	-	-	-	2	25
	Total		15	37	54	9	8	-	-	123
Mixed	Primary	10	46	97	20	16	-	6	195	452
	Middle	-	2	2	1	-	-	-	5	19
	Elementary	-	-	2	-	-	-	-	2	15
	Secondary	-	5	6	-	-	-	-	11	100
	Higher Secondary	-	1	3	-	-	-	-	4	71
	Total		10	54	110	21	16	-	6	217
Total	Primary	25	128	244	58	41	2	14	512	1,296
	Middle	8	16	26	4	5	-	-	59	179
	Elementary	-	5	11	1	1	4	-	22	139
	Secondary	3	22	17	3	1	-	-	46	328
	Higher Secondary	-	3	4	1	-	-	-	8	121
Grand Total		36	174	302	67	48	6	14	647	2,063

Note : Closed Schools Included

Source: SEMIS Census 2013 - 2014

Sindh Education Management Information System (SEMIS)

District : Karachi Malir			Schools having Basic Facilities					Schools having	
School Gender	School Level	Schools	Electricity	Toilets	Drinking Water	Boundary Wall	Play Ground	Library	Science Lab
Boys	Primary	253	234	186	109	195	66	2	-
	Middle	16	14	14	6	15	7	2	-
	Elementary	16	16	16	15	15	7	1	-
	Secondary	20	20	20	15	18	3	3	15
	Higher Secondary	2	2	2	2	2	1	2	2
	Total	307	286	238	147	245	84	10	17
Girls	Primary	64	61	52	30	57	5	-	-
	Middle	38	37	38	18	34	-	1	-
	Elementary	4	4	3	4	4	-	-	1
	Secondary	15	15	15	14	15	8	-	5
	Higher Secondary	2	2	2	2	2	1	2	2
	Total	123	119	110	68	112	14	3	8
Mixed	Primary	195	186	152	77	156	14	-	-
	Middle	5	5	4	4	5	3	3	1
	Elementary	2	2	2	2	2	-	-	-
	Secondary	11	11	11	5	10	5	6	8
	Higher Secondary	4	4	4	4	4	3	3	4
	Total	217	208	173	92	177	25	12	13
Total	Primary	512	481	390	216	408	85	2	-
	Middle	59	56	56	28	54	10	6	1
	Elementary	22	22	21	21	21	7	1	1
	Secondary	46	46	46	34	43	16	9	28
	Higher Secondary	8	8	8	8	8	5	7	8
Grand Total		647	613	521	307	534	123	25	38

Without Facilities / No Info

34

126

340

113

524

622

609

Note : Closed Schools Included

Source: SEMIS Census 2013 - 2014

Sindh Education Management Information System (SEMIS)

District : Karachi Malir			Schools having / Received Facilities of			
School Gender	School Level	Schools	Functional SMC	Free Text Books	Construction Works	Campus Schools
Boys	Primary	253	209	213	48	-
	Middle	16	13	11	5	-
	Elementary	16	16	14	4	-
	Secondary	20	18	16	5	4
	Higher Secondary	2	2	2	2	-
	Total	307	258	256	64	4
Girls	Primary	64	52	46	9	-
	Middle	38	33	27	8	-
	Elementary	4	3	2	1	-
	Secondary	15	15	12	3	1
	Higher Secondary	2	2	1	-	-
	Total	123	105	88	21	1
Mixed	Primary	195	161	151	26	-
	Middle	5	5	4	2	-
	Elementary	2	2	2	1	-
	Secondary	11	11	10	3	3
	Higher Secondary	4	4	3	-	2
	Total	217	183	170	32	5
Total	Primary	512	422	410	83	-
	Middle	59	51	42	15	-
	Elementary	22	21	18	6	-
	Secondary	46	44	38	11	8
	Higher Secondary	8	8	6	2	2
Grand Total		647	546	514	117	10

Without Facilities / No Info	101	133	530	637
------------------------------	-----	-----	-----	-----

SMC = School Management Committee

Note : Closed Schools Included

Source: SEMIS Census 2013 - 2014

Sindh Education Management Information System (SEMIS)

District : Karachi Malir

School Gender	School Level	Student Chairs	Student Desks	Student Benches	Teachers Tables	Teachers Chairs	Fans	Computers
Boys	Primary	486	5,073	905	636	1,176	682	1
	Middle	10	511	-	44	126	93	-
	Elementary	69	1,110	50	103	194	108	1
	Secondary	182	2,016	57	179	496	297	42
	Higher Secondary	-	285	-	28	45	49	2
	Total	747	8,995	1,012	990	2,037	1,229	46
Girls	Primary	129	1,970	192	172	322	202	-
	Middle	78	823	16	105	252	130	3
	Elementary	12	249	-	11	30	29	3
	Secondary	450	1,305	17	93	217	223	29
	Higher Secondary	40	345	-	23	57	135	32
	Total	709	4,692	225	404	878	719	67
Mixed	Primary	1,131	3,563	1,066	477	815	438	6
	Middle	43	257	112	25	40	61	25
	Elementary	-	211	-	18	24	40	-
	Secondary	297	1,069	-	141	260	126	19
	Higher Secondary	504	1,057	4	91	169	223	29
	Total	1,975	6,157	1,182	752	1,308	888	79
Total	Primary	1,746	10,606	2,163	1,285	2,313	1,322	7
	Middle	131	1,591	128	174	418	284	28
	Elementary	81	1,570	50	132	248	177	4
	Secondary	929	4,390	74	413	973	646	90
	Higher Secondary	544	1,687	4	142	271	407	63
Grand Total		3,431	19,844	2,419	2,146	4,223	2,836	192

District : Karachi Malir	No. of Schools				Enrolment			Teachers			School Status	
	Town Name	Boys	Girls	Mixed	Total	Boys	Girls	Total	Male	Female	Total	Functional
Bin Qasim Town	108	36	45	189	12,481	10,923	23,404	568	426	994	184	5
Gadap Town	199	87	172	458	17,291	14,612	31,903	973	480	1,453	411	47
District Total	307	123	217	647	29,772	25,535	55,307	1,541	906	2,447	595	52

Source: SEMIS Census 2013 - 2014

Sindh Education Management Information System (SEMIS)

SINDH Education Management Information System (SEMIS)



District Education Profile
KARACHI KORANGI
2013 - 14



REFORM SUPPORT UNIT

Education and Literacy Department

Government of Sindh, Karachi

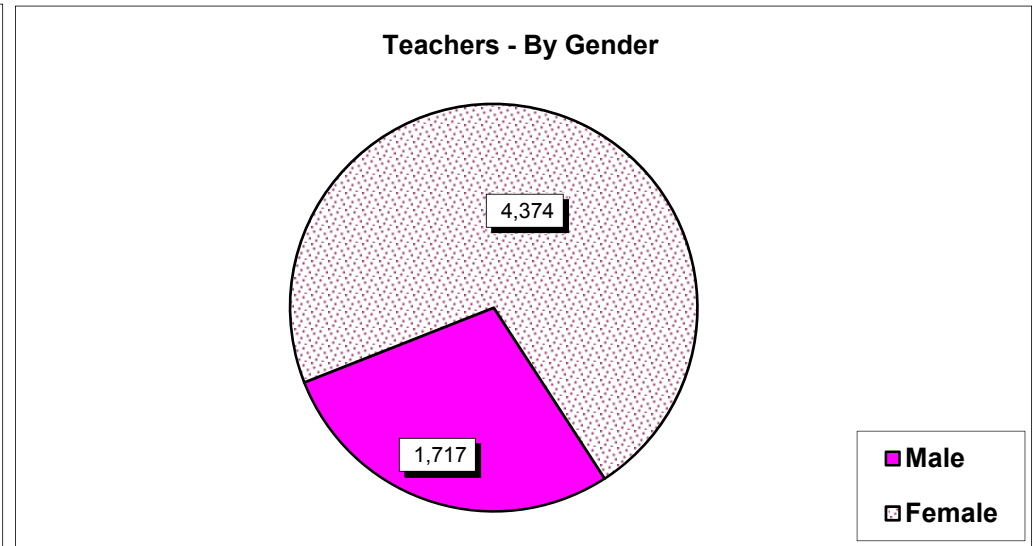
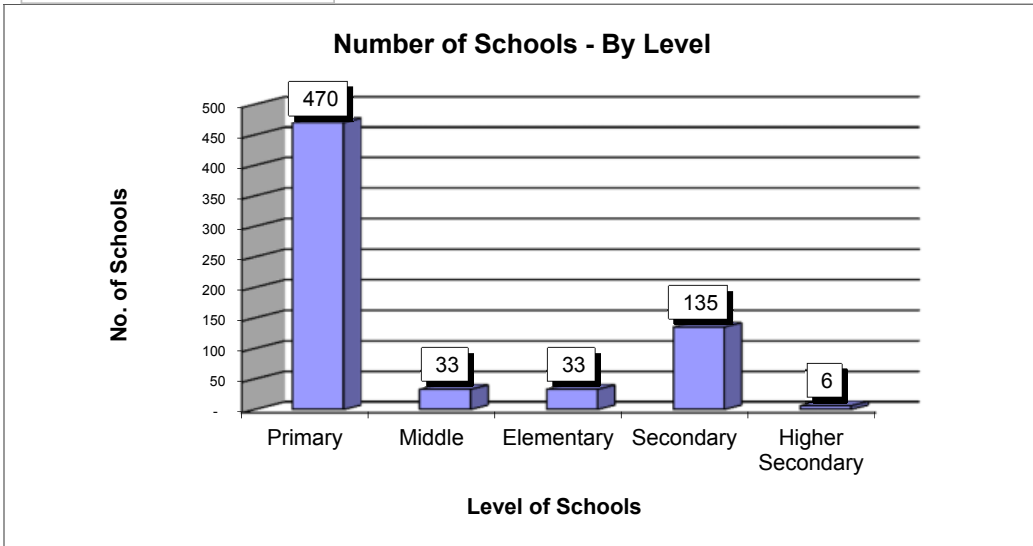
TABLE OF CONTENTS

District Karachi Korangi

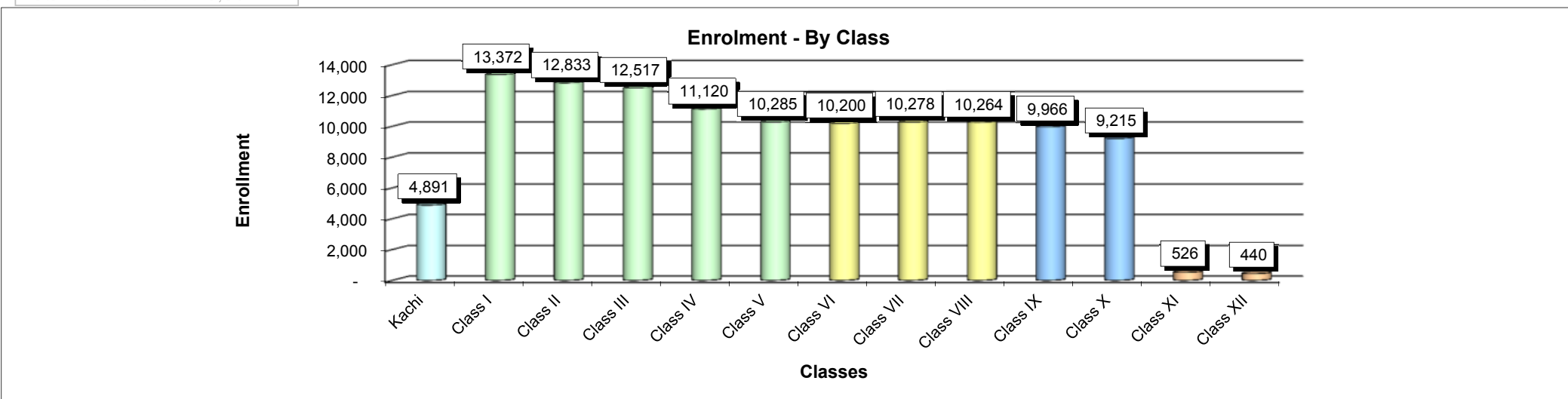
TOPICS		Page No
Graph	- Basic Education Summary	1
Summary	- Schools, Enrolment and Teachers by Gender and level wise.	2
Schools	- Gender, Level and Status wise.	3
	- Medium and Shift wise.	4
Enrolment	- Gender, Level and Classes stage wise.	5
Teachers	- Gender, Level and Type of Post wise	6
	- Gender, Level and Professional Training wise.	7
Buildings	- School Buildings Status Gender and Level wise.	8
Facilities	- Schools having Basic Facilities.	9
	- Schools having Advance Facilities.	10
	- Classroom Facilities Gender and level wise.	11
Taluka Summary	- Number of Schools, Enrolment , Teachers and School status	12

Total Schools : 677

Total Teachers : 6,091



Total Enrollment : 115,907



Basic Ratio ---- Students per Teachers : 19

Students per School : 171

Students per Classroom : 29

Teachers per School : 9

District : Karachi Korangi		No. of Schools	Enrolment			Teachers			Student per Teacher Ratio
School Gender	School Level	Total	Boys	Girls	Total	Male	Female	Total	
Boys	Primary	178	14,222	5,496	19,718	359	661	1,020	19
	Middle	11	611	58	669	52	26	78	9
	Elementary	10	782	372	1,154	23	49	72	16
	Secondary	65	13,499	2,241	15,740	603	624	1,227	13
	Higher Secondary	4	1,833	-	1,833	75	33	108	17
	Total		268	30,947	8,167	39,114	1,112	1,393	2,505
Girls	Primary	107	1,201	14,620	15,821	41	690	731	22
	Middle	11	45	809	854	4	60	64	13
	Elementary	18	235	3,540	3,775	6	161	167	23
	Secondary	62	1,120	25,439	26,559	55	1,018	1,073	25
	Higher Secondary	2	-	1,385	1,385	1	69	70	20
	Total		200	2,601	45,793	48,394	107	1,998	2,105
Mixed	Primary	185	11,961	12,237	24,198	355	879	1,234	20
	Middle	11	361	304	665	48	16	64	10
	Elementary	5	362	816	1,178	5	42	47	25
	Secondary	8	1,098	1,260	2,358	90	46	136	17
	Higher Secondary				-			-	-
	Total		209	13,782	14,617	28,399	498	983	1,481
Total	Primary	470	27,384	32,353	59,737	755	2,230	2,985	20
	Middle	33	1,017	1,171	2,188	104	102	206	11
	Elementary	33	1,379	4,728	6,107	34	252	286	21
	Secondary	135	15,717	28,940	44,657	748	1,688	2,436	18
	Higher Secondary	6	1,833	1,385	3,218	76	102	178	18
Grand Total		677	47,330	68,577	115,907	1,717	4,374	6,091	19

Schools : Gender, Level, Location and Status wise
3

District : Karachi Korangi		Urban Area			Rural Area			Total Schools		
School Gender	School Level	Functional	Closed	Total	Functional	Closed	Total	Functional	Closed	Total
Boys	Primary	167	10	177	1	-	1	168	10	178
	Middle	11	-	11	-	-	-	11	-	11
	Elementary	9	-	9	1	-	1	10	-	10
	Secondary	64	1	65	-	-	-	64	1	65
	Higher Secondary	4	-	4	-	-	-	4	-	4
	Total		255	11	266	2	-	2	257	11
Girls	Primary	103	1	104	3	-	3	106	1	107
	Middle	11	-	11	-	-	-	11	-	11
	Elementary	17	-	17	1	-	1	18	-	18
	Secondary	62	-	62	-	-	-	62	-	62
	Higher Secondary	2	-	2	-	-	-	2	-	2
	Total		195	1	196	4	-	4	199	1
Mixed	Primary	175	2	177	8	-	8	183	2	185
	Middle	11	-	11	-	-	-	11	-	11
	Elementary	5	-	5	-	-	-	5	-	5
	Secondary	8	-	8	-	-	-	8	-	8
	Higher Secondary	-	-	-	-	-	-	-	-	-
	Total		199	2	201	8	-	8	207	2
Total	Primary	445	13	458	12	-	12	457	13	470
	Middle	33	-	33	-	-	-	33	-	33
	Elementary	31	-	31	2	-	2	33	-	33
	Secondary	134	1	135	-	-	-	134	1	135
	Higher Secondary	6	-	6	-	-	-	6	-	6
Grand Total		649	14	663	14	-	14	663	14	677

Note : Closed = Both Temporary (04) and Permanent (10) Closed Schools included

District : Karachi Korangi		Schools by Medium					Schools by Shift				Number of Branch Schools
School Gender	School Level	Urdu	Sindhi	English	Mixed	Total	Morning	Afternoon	Both	Total	
Boys	Primary	157	11		10	178	95	80	3	178	-
	Middle	9	2			11	7	4	-	11	-
	Elementary	9	1			10	4	6	-	10	-
	Secondary	62	2		1	65	35	25	5	65	1
	Higher Secondary	4				4	2	2	-	4	-
	Total		241	16	-	11	268	143	117	8	268
Girls	Primary	103	2	1	1	107	85	19	3	107	-
	Middle	10	1			11	10	1	-	11	-
	Elementary	18				18	18	-	-	18	-
	Secondary	62				62	48	9	5	62	-
	Higher Secondary	2				2	2	-	-	2	-
	Total		195	3	1	1	200	163	29	8	200
Mixed	Primary	162	19	1	3	185	145	36	4	185	-
	Middle	6	5			11	7	3	1	11	-
	Elementary	5				5	4	1	-	5	-
	Secondary	5	2		1	8	4	2	2	8	-
	Higher Secondary					-				-	-
	Total		178	26	1	4	209	160	42	7	209
Total	Primary	422	32	2	14	470	325	135	10	470	-
	Middle	25	8	-	-	33	24	8	1	33	-
	Elementary	32	1	-	-	33	26	7	-	33	-
	Secondary	129	4	-	2	135	87	36	12	135	1
	Higher Secondary	6	-	-	-	6	4	2	-	6	-
Grand Total		614	45	2	16	677	466	188	23	677	1

Enrolment : Gender, Level and Class Stage wise
5

District : Karachi Korangi	Boys Enrolment Class Stages wise						Girls Enrolment Class Stages wise						Grand Total	
	School Level	Kachi	I to V	VI to VIII	IX to X	XI to XII	Total	Kachi	I to V	VI to VIII	IX to X	XI to XII		Total
Primary	1,938	25,346	100				27,384	2,582	29,771				32,353	59,737
Middle			995	22			1,017			1,171			1,171	2,188
Elementary	83	1,004	292				1,379	188	2,042	2,278	220		4,728	6,107
Secondary	62	1,135	8,033	6,487			15,717	38	829	16,599	11,474		28,940	44,657
Higher Secondary			767	622	444		1,833			507	356	522	1,385	3,218
Grand Total	2,083	27,485	10,187	7,131	444		47,330	2,808	32,642	20,555	12,050	522	68,577	115,907

Teachers : Level and Type of Post wise
6

District : Karachi Koran		Teaching Staff by Type of Post									Grand Total
Teacher Gender	School Level	Govt. Regular	Govt. Contract	SMC	NCHD	ESRA / US Aid	UNICEF	Other Donor	Volunteer	Not Provided	
Male	Primary	722	22					1		10	755
	Middle	101	3								104
	Elementary	28	2					1		3	34
	Secondary	696	29							23	748
	Higher Secondary	76									76
	Total		1,623	56	-	-	-	-	2	-	36
Female	Primary	2,161	48			1		3		17	2,230
	Middle	100	1							1	102
	Elementary	241	5					4		2	252
	Secondary	1,572	73	1						42	1,688
	Higher Secondary	102									102
	Total		4,176	127	1	1	-	-	7	-	-
Total	Primary	2,883	70	-	1	-	-	4	-	27	2,985
	Middle	201	4	-	-	-	-	-	-	1	206
	Elementary	269	7	-	-	-	-	5	-	5	286
	Secondary	2,268	102	1	-	-	-	-	-	65	2,436
	Higher Secondary	178	-	-	-	-	-	-	-	-	178
Grand Total		5,799	183	1	1	-	-	9	-	98	6,091

District : Karachi Korang		Teaching Staff by Professional Training wise							Grand Total
Teacher Gender	School Level	PTC	C.T	B. Ed	M. Ed	Other	Untrained	Not Provided	Total
Male	Primary	382	159	110	20	6	47	31	755
	Middle	7	26	33	8	23	2	5	104
	Elementary	14	7	5		3	2	3	34
	Secondary	21	116	294	107	120	34	56	748
	Higher Secondary		4	31	18	16	6	1	76
	Total		424	312	473	153	168	91	96
Female	Primary	1,275	386	420	71	3	42	33	2,230
	Middle	10	26	45	10	8		3	102
	Elementary	130	38	57	13	3	7	4	252
	Secondary	61	213	993	279	77	37	28	1,688
	Higher Secondary		5	48	40	6		3	102
	Total		1,476	668	1,563	413	97	86	71
Total	Primary	1,657	545	530	91	9	89	64	2,985
	Middle	17	52	78	18	31	2	8	206
	Elementary	144	45	62	13	6	9	7	286
	Secondary	82	329	1,287	386	197	71	84	2,436
	Higher Secondary	-	9	79	58	22	6	4	178
Grand Total		1,900	980	2,036	566	265	177	167	6,091

Schools Building Facilities : Gender and Level wise
8

District : Karachi Korangi		Schools by Building							Total Schools	Total Number of Classrooms
		Other Ownership	Govt. Ownership				Rental	Shelterless (No Build / No Info)		
			Satisfactory	Repairable	Dangerous	No Info				
School Gender	School Level									
Boys	Primary	20	52	76	21	9	-	-	178	837
	Middle	-	2	7	1	-	1	-	11	43
	Elementary	-	3	5	2	-	-	-	10	53
	Secondary	-	29	32	3	1	-	-	65	534
	Higher Secondary	-	-	4	-	-	-	-	4	52
	Total		20	86	124	27	10	1	-	268
Girls	Primary	1	35	51	19	1	-	-	107	575
	Middle	-	5	4	2	-	-	-	11	42
	Elementary	-	3	14	1	-	-	-	18	123
	Secondary	2	23	30	6	-	1	-	62	649
	Higher Secondary	-	1	1	-	-	-	-	2	47
	Total		3	67	100	28	1	1	-	200
Mixed	Primary	21	42	96	25	1	-	-	185	891
	Middle	-	5	4	2	-	-	-	11	40
	Elementary	-	1	3	1	-	-	-	5	40
	Secondary	-	1	5	1	1	-	-	8	57
	Higher Secondary	-	-	-	-	-	-	-	-	-
	Total		21	49	108	29	2	-	-	209
Total	Primary	42	129	223	65	11	-	-	470	2,303
	Middle	-	12	15	5	-	1	-	33	125
	Elementary	-	7	22	4	-	-	-	33	216
	Secondary	2	53	67	10	2	1	-	135	1,240
	Higher Secondary	-	1	5	-	-	-	-	6	99
Grand Total		44	202	332	84	13	2	-	677	3,983

Note : Closed Schools Included

Source: SEMIS Census 2013 - 2014

Sindh Education Management Information System (SEMIS)

District : Karachi Korangi			Schools having Basic Facilities					Schools having	
School Gender	School Level	Schools	Electricity	Toilets	Drinking Water	Boundary Wall	Play Ground	Library	Science Lab
Boys	Primary	178	173	159	128	167	94	4	2
	Middle	11	11	10	7	10	6	1	-
	Elementary	10	10	10	8	10	4	-	1
	Secondary	65	64	61	49	64	39	13	53
	Higher Secondary	4	4	4	3	4	1	3	3
	Total	268	262	244	195	255	144	21	59
Girls	Primary	107	106	103	89	100	55	4	-
	Middle	11	11	10	6	11	5	-	-
	Elementary	18	18	18	14	18	12	2	1
	Secondary	62	62	60	46	60	37	7	38
	Higher Secondary	2	2	2	2	2	1	1	1
	Total	200	199	193	157	191	110	14	40
Mixed	Primary	185	185	161	105	170	60	2	1
	Middle	11	11	10	5	9	3	-	-
	Elementary	5	5	5	2	5	1	-	-
	Secondary	8	8	8	3	8	3	-	4
	Higher Secondary								
	Total	209	209	184	115	192	67	2	5
Total	Primary	470	464	423	322	437	209	10	3
	Middle	33	33	30	18	30	14	1	-
	Elementary	33	33	33	24	33	17	2	2
	Secondary	135	134	129	98	132	79	20	95
	Higher Secondary	6	6	6	5	6	2	4	4
Grand Total		677	670	621	467	638	321	37	104
Without Facilities / No Info			7	56	210	39	356	640	573

Note : Closed Schools Included

Source: SEMIS Census 2013 - 2014

Sindh Education Management Information System (SEMIS)

District : Karachi Korangi			Schools having / Received Facilities of			
School Gender	School Level	Schools	Functional SMC	Free Text Books	Construction Works	Campus Schools
Boys	Primary	178	158	150	38	-
	Middle	11	10	10	2	-
	Elementary	10	10	10	3	-
	Secondary	65	63	59	20	3
	Higher Secondary	4	3	4	-	-
	Total	268	244	233	63	3
Girls	Primary	107	104	101	19	-
	Middle	11	10	8	3	-
	Elementary	18	18	15	3	-
	Secondary	62	62	60	22	3
	Higher Secondary	2	2	1	-	-
	Total	200	196	185	47	3
Mixed	Primary	185	180	164	32	-
	Middle	11	11	10	1	-
	Elementary	5	5	4	-	-
	Secondary	8	8	7	2	2
	Higher Secondary					
	Total	209	204	185	35	2
Total	Primary	470	442	415	89	-
	Middle	33	31	28	6	-
	Elementary	33	33	29	6	-
	Secondary	135	133	126	44	8
	Higher Secondary	6	5	5	-	-
	Grand Total	677	644	603	145	8

Without Facilities / No Info	33	74	532	669
------------------------------	----	----	-----	-----

SMC = School Management Committee

Note : Closed Schools Included

Source: SEMIS Census 2013 - 2014

Sindh Education Management Information System (SEMIS)

District : Karachi Korangi

School Gender	School Level	Student Chairs	Student Desks	Student Benches	Teachers Tables	Teachers Chairs	Fans	Computers
Boys	Primary	412	10,698	386	670	1,619	975	24
	Middle	-	297	11	26	96	42	2
	Elementary	-	849	-	48	93	82	2
	Secondary	781	8,315	30	364	1,545	1,098	154
	Higher Secondary	60	811	230	-	118	32	-
	Total		1,253	20,970	657	1,108	3,471	2,229
Girls	Primary	621	6,536	153	461	1,102	686	5
	Middle	-	405	62	30	93	64	-
	Elementary	50	1,450	50	97	223	143	-
	Secondary	327	11,634	150	428	1,306	1,012	124
	Higher Secondary	-	414	-	42	88	110	31
	Total		998	20,439	415	1,058	2,812	2,015
Mixed	Primary	1,050	10,071	610	828	1,728	972	27
	Middle	-	246	7	28	113	56	-
	Elementary	-	322	-	20	42	22	3
	Secondary	-	903	2	49	130	94	10
	Higher Secondary							
	Total		1,050	11,542	619	925	2,013	1,144
Total	Primary	2,083	27,305	1,149	1,959	4,449	2,633	56
	Middle	-	948	80	84	302	162	2
	Elementary	50	2,621	50	165	358	247	5
	Secondary	1,108	20,852	182	841	2,981	2,204	288
	Higher Secondary	60	1,225	230	42	206	142	31
	Grand Total		3,301	52,951	1,691	3,091	8,296	5,388

District : Karachi Korangi	No. of Schools				Enrolment			Teachers			School Status	
	Town Name	Boys	Girls	Mixed	Total	Boys	Girls	Total	Male	Female	Total	Functional
Shah Faisal Town	41	34	63	138	8,512	11,980	20,492	287	1,069	1,356	137	1
Landhi Town	78	59	65	202	12,466	17,530	29,996	416	971	1,387	194	8
Korangi Town	72	47	33	152	15,048	23,230	38,278	470	885	1,355	151	1
Malir Town	77	60	48	185	11,304	15,837	27,141	544	1,449	1,993	181	4
District Total	268	200	209	677	47,330	68,577	115,907	1,717	4,374	6,091	663	14

Source: SEMIS Census 2013 - 2014

Sindh Education Management Information System (SEMIS)

SINDH Education Management Information System (SEMIS)



District Education Profile
KARACHI EAST
2013 - 14



REFORM SUPPORT UNIT

Education and Literacy Department

Government of Sindh, Karachi

TABLE OF CONTENTS

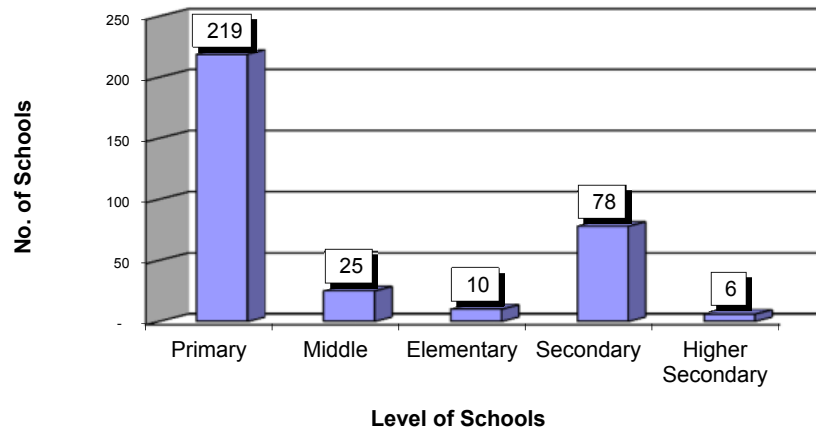
District Karachi East

TOPICS		Page No
Graph	- Basic Education Summary	1
Summary	- Schools, Enrolment and Teachers by Gender and level wise.	2
Schools	- Gender, Level and Status wise.	3
	- Medium and Shift wise.	4
Enrolment	- Gender, Level and Classes stage wise.	5
Teachers	- Gender, Level and Type of Post wise	6
	- Gender, Level and Professional Training wise.	7
Buildings	- School Buildings Status Gender and Level wise.	8
Facilities	- Schools having Basic Facilities.	9
	- Schools having Advance Facilities.	10
	- Classroom Facilities Gender and level wise.	11
Town Summary	- Number of Schools, Enrolment , Teachers and School status	12

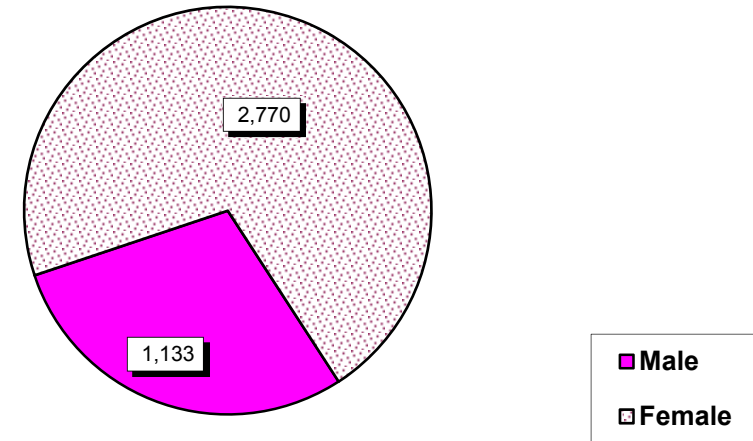
Total Schools : 338

Total Teachers : 3,903

Number of Schools - By Level

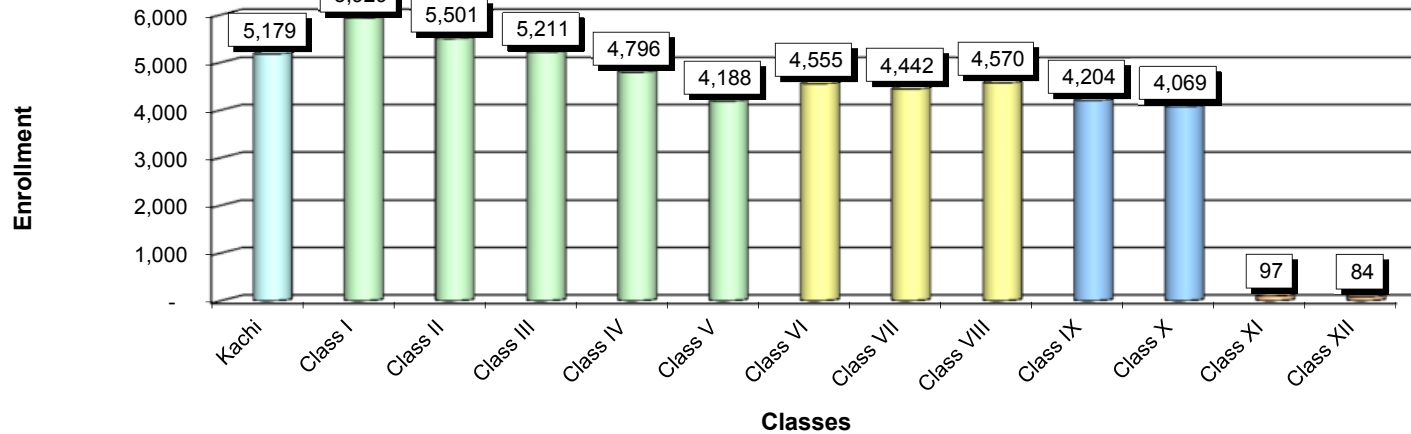


Teachers - By Gender



Total Enrollment : 52,825

Enrolment - By Class



Basic Ratio ---- Students per Teachers : 14

Students per School : 156

Students per Classroom : 24

Teachers per School : 12

District : Karachi East		No. of Schools	Enrolment			Teachers			Student per Teacher Ratio
School Gender	School Level	Total	Boys	Girls	Total	Male	Female	Total	
Boys	Primary	93	5,920	3,049	8,969	247	359	606	15
	Middle	16	711	53	764	60	59	119	6
	Elementary	5	452	132	584	17	15	32	18
	Secondary	39	7,450	1,061	8,511	411	493	904	9
	Higher Secondary	1	107	6	113	19	26	45	3
	Total		154	14,640	4,301	18,941	754	952	1,706
Girls	Primary	47	1,426	6,997	8,423	7	409	416	20
	Middle	5	-	492	492		43	43	11
	Elementary	5	-	877	877	1	37	38	23
	Secondary	36	137	11,015	11,152	31	711	742	15
	Higher Secondary	5	576	1,713	2,289	25	166	191	12
	Total		98	2,139	21,094	23,233	64	1,366	1,430
Mixed	Primary	79	4,938	4,702	9,640	259	382	641	15
	Middle	4	94	64	158	32	7	39	4
	Elementary				-			-	-
	Secondary	3	345	508	853	24	63	87	10
	Higher Secondary				-			-	-
	Total		86	5,377	5,274	10,651	315	452	767
Total	Primary	219	12,284	14,748	27,032	513	1,150	1,663	16
	Middle	25	805	609	1,414	92	109	201	7
	Elementary	10	452	1,009	1,461	18	52	70	21
	Secondary	78	7,932	12,584	20,516	466	1,267	1,733	12
	Higher Secondary	6	683	1,719	2,402	44	192	236	10
Grand Total		338	22,156	30,669	52,825	1,133	2,770	3,903	14

Schools : Gender, Level, Location and Status wise
3

District : Karachi East		Urban Area			Rural Area			Total Schools		
School Gender	School Level	Functional	Closed	Total	Functional	Closed	Total	Functional	Closed	Total
Boys	Primary	83	7	90	3		3	86	7	93
	Middle	13	2	15	1		1	14	2	16
	Elementary	5		5			-	5	-	5
	Secondary	39		39			-	39	-	39
	Higher Secondary	1		1			-	1	-	1
	Total		141	9	150	4	-	4	145	9
Girls	Primary	42	3	45	2		2	44	3	47
	Middle	4		4	1		1	5	-	5
	Elementary	5		5			-	5	-	5
	Secondary	34		34	2		2	36	-	36
	Higher Secondary	5		5			-	5	-	5
	Total		90	3	93	5	-	5	95	3
Mixed	Primary	67	3	70	8	1	9	75	4	79
	Middle	3		3	1		1	4	-	4
	Elementary			-			-	-	-	-
	Secondary	3		3			-	3	-	3
	Higher Secondary			-			-	-	-	-
	Total		73	3	76	9	1	10	82	4
Total	Primary	192	13	205	13	1	14	205	14	219
	Middle	20	2	22	3	-	3	23	2	25
	Elementary	10	-	10	-	-	-	10	-	10
	Secondary	76	-	76	2	-	2	78	-	78
	Higher Secondary	6	-	6	-	-	-	6	-	6
	Grand Total		304	15	319	18	1	19	322	16

Note : Closed = Both Temporary (05) and Permanent (11) Closed Schools included

District : Karachi East		Schools by Medium					Schools by Shift				Number of Branch Schools
School Gender	School Level	Urdu	Sindhi	English	Mixed	Total	Morning	Afternoon	Both	Total	
Boys	Primary	75	9	2	7	93	44	48	1	93	-
	Middle	12	2		2	16	7	9	-	16	-
	Elementary	4	1			5	1	4	-	5	-
	Secondary	33	2	2	2	39	27	9	3	39	-
	Higher Secondary				1	1	1	-	-	1	-
	Total		124	14	4	12	154	80	70	4	154
Girls	Primary	41	3		3	47	37	10	-	47	-
	Middle	4	1			5	5	-	-	5	-
	Elementary	5				5	5	-	-	5	-
	Secondary	31	1	2	2	36	26	8	2	36	-
	Higher Secondary	5				5	4	-	1	5	-
	Total		86	5	2	5	98	77	18	3	98
Mixed	Primary	67	4	3	5	79	55	23	1	79	1
	Middle	3	1			4	1	3	-	4	-
	Elementary					-				-	-
	Secondary	3				3	1	1	1	3	-
	Higher Secondary					-				-	-
	Total		73	5	3	5	86	57	27	2	86
Total	Primary	183	16	5	15	219	136	81	2	219	1
	Middle	19	4	-	2	25	13	12	-	25	-
	Elementary	9	1	-	-	10	6	4	-	10	-
	Secondary	67	3	4	4	78	54	18	6	78	-
	Higher Secondary	5	-	-	1	6	5	-	1	6	-
Grand Total		283	24	9	22	338	214	115	9	338	1

Enrolment : Gender, Level and Class Stage wise
5

District : Karachi East	Boys Enrolment Class Stages wise						Girls Enrolment Class Stages wise						Grand Total	
	School Level	Kachi	I to V	VI to VIII	IX to X	XI to XII	Total	Kachi	I to V	VI to VIII	IX to X	XI to XII		Total
Primary	1,808	10,432	44				12,284	2,519	12,166	63			14,748	27,032
Middle			805				805			580	29		609	1,414
Elementary	75	283	94				452	107	513	389			1,009	1,461
Secondary	293	907	3,670	3,062			7,932	275	815	6,999	4,495		12,584	20,516
Higher Secondary	47	235	162	195	44		683	55	274	761	492	137	1,719	2,402
Grand Total	2,223	11,857	4,775	3,257	44		22,156	2,956	13,768	8,792	5,016	137	30,669	52,825

Source: SEMIS Census 2013 - 2014

Sindh Education Management Information System (SEMIS)

Teachers : Level and Type of Post wise
6

District : Karachi East		Teaching Staff by Type of Post									Grand Total
Teacher Gender	School Level	Govt. Regular	Govt. Contract	SMC	NCHD	ESRA / US Aid	UNICEF	Other Donor	Volunteer	Not Provided	
Male	Primary	462	16							35	513
	Middle	82	6							4	92
	Elementary	17								1	18
	Secondary	456	2							8	466
	Higher Secondary	44									44
	Total		1,061	24	-	-	-	-	-	-	48
Female	Primary	1,121	8					5		16	1,150
	Middle	102	3	1						3	109
	Elementary	51								1	52
	Secondary	1,184	25					5		53	1,267
	Higher Secondary	170								22	192
	Total		2,628	36	1	-	-	-	10	-	-
Total	Primary	1,583	24	-	-	-	-	5	-	51	1,663
	Middle	184	9	1	-	-	-	-	-	7	201
	Elementary	68	-	-	-	-	-	-	-	2	70
	Secondary	1,640	27	-	-	-	-	5	-	61	1,733
	Higher Secondary	214	-	-	-	-	-	-	-	22	236
Grand Total		3,689	60	1	-	-	-	10	-	143	3,903

District : Karachi East		Teaching Staff by Professional Training wise							Grand Total
Teacher Gender	School Level	PTC	C.T	B. Ed	M. Ed	Other	Untrained	Not Provided	Total
Male	Primary	187	111	92	22	1	57	43	513
	Middle	2	10	32	7	20	15	6	92
	Elementary	7	5	2	1		3		18
	Secondary	29	58	154	62	110	33	20	466
	Higher Secondary	8	4	14	5	11	2		44
	Total		233	188	294	97	142	110	69
Female	Primary	623	179	241	47	4	27	29	1,150
	Middle	4	19	47	24	9	2	4	109
	Elementary	16	7	18	6		2	3	52
	Secondary	76	136	691	215	69	43	37	1,267
	Higher Secondary	30	20	92	33	9	4	4	192
	Total		749	361	1,089	325	91	78	77
Total	Primary	810	290	333	69	5	84	72	1,663
	Middle	6	29	79	31	29	17	10	201
	Elementary	23	12	20	7	-	5	3	70
	Secondary	105	194	845	277	179	76	57	1,733
	Higher Secondary	38	24	106	38	20	6	4	236
Grand Total		982	549	1,383	422	233	188	146	3,903

Schools Building Facilities : Gender and Level wise
8

District : Karachi East		Schools by Building							Total Schools	Total Number of Classrooms
		Other Ownership	Govt. Ownership				Rental	Shelterless (No Build / No Info)		
			Satisfactory	Repairable	Dangerous	No Info				
School Gender	School Level									
Boys	Primary	5	35	34	5	8	2	4	93	463
	Middle	1	6	6	-	1	2	-	16	62
	Elementary	-	4	1	-	-	-	-	5	32
	Secondary	-	17	18	4	-	-	-	39	414
	Higher Secondary	-	-	1	-	-	-	-	1	12
	Total		6	62	60	9	9	4	4	154
Girls	Primary	1	16	25	1	3	1	-	47	270
	Middle	-	2	3	-	-	-	-	5	18
	Elementary	-	4	1	-	-	-	-	5	38
	Secondary	1	23	10	2	-	-	-	36	375
	Higher Secondary	-	2	3	-	-	-	-	5	91
	Total		2	47	42	3	3	1	-	98
Mixed	Primary	4	34	29	4	4	3	1	79	378
	Middle	-	2	-	2	-	-	-	4	13
	Elementary	-	-	-	-	-	-	-	-	-
	Secondary	-	-	1	2	-	-	-	3	37
	Higher Secondary	-	-	-	-	-	-	-	-	-
	Total		4	36	30	8	4	3	1	86
Total	Primary	10	85	88	10	15	6	5	219	1,111
	Middle	1	10	9	2	1	2	-	25	93
	Elementary	-	8	2	-	-	-	-	10	70
	Secondary	1	40	29	8	-	-	-	78	826
	Higher Secondary	-	2	4	-	-	-	-	6	103
Grand Total		12	145	132	20	16	8	5	338	2,203

Note : Closed Schools Included

Source: SEMIS Census 2013 - 2014

Sindh Education Management Information System (SEMIS)

District : Karachi East			Schools having Basic Facilities					Schools having	
School Gender	School Level	Schools	Electricity	Toilets	Drinking Water	Boundary Wall	Play Ground	Library	Science Lab
Boys	Primary	93	92	86	63	69	30	1	1
	Middle	16	14	14	10	11	5	-	-
	Elementary	5	5	5	4	5	3	-	-
	Secondary	39	39	37	35	36	19	10	31
	Higher Secondary	1	1	1	1	1	1	1	1
	Total	154	151	143	113	122	58	12	33
Girls	Primary	47	47	45	42	41	5	2	-
	Middle	5	5	5	4	4	3	-	-
	Elementary	5	5	5	4	5	5	-	-
	Secondary	36	36	36	30	35	21	8	29
	Higher Secondary	5	5	5	5	5	3	2	4
	Total	98	98	96	85	90	37	12	33
Mixed	Primary	79	79	71	61	59	24	1	-
	Middle	4	4	4	4	2	-	-	-
	Elementary								
	Secondary	3	3	3	3	3	2	2	3
	Higher Secondary								
	Total	86	86	78	68	64	26	3	3
Total	Primary	219	218	202	166	169	59	4	1
	Middle	25	23	23	18	17	8	-	-
	Elementary	10	10	10	8	10	8	-	-
	Secondary	78	78	76	68	74	42	20	63
	Higher Secondary	6	6	6	6	6	4	3	5
Grand Total		338	335	317	266	276	121	27	69
Without Facilities / No Info			3	21	72	62	217	311	269

Note : Closed Schools Included

Source: SEMIS Census 2013 - 2014

Sindh Education Management Information System (SEMIS)

District : Karachi East			Schools having / Received Facilities of			
School Gender	School Level	Schools	Functional SMC	Free Text Books	Construction Works	Campus Schools
Boys	Primary	93	77	78	10	-
	Middle	16	13	14	2	-
	Elementary	5	4	4	-	-
	Secondary	39	37	36	11	6
	Higher Secondary	1	1	1	1	-
	Total	154	132	133	24	6
Girls	Primary	47	44	41	2	-
	Middle	5	5	5	1	-
	Elementary	5	5	4	-	-
	Secondary	36	36	34	6	3
	Higher Secondary	5	4	4	2	2
	Total	98	94	88	11	5
Mixed	Primary	79	71	71	10	-
	Middle	4	4	4	2	-
	Elementary					
	Secondary	3	3	3	2	1
	Higher Secondary					
	Total	86	78	78	14	1
Total	Primary	219	192	190	22	-
	Middle	25	22	23	5	-
	Elementary	10	9	8	-	-
	Secondary	78	76	73	19	10
	Higher Secondary	6	5	5	3	2
	Grand Total	338	304	299	49	12

Without Facilities / No Info	34	39	289	326
------------------------------	----	----	-----	-----

SMC = School Management Committee

Note : Closed Schools Included

Source: SEMIS Census 2013 - 2014

Sindh Education Management Information System (SEMIS)

District : Karachi East

School Gender	School Level	Student Chairs	Student Desks	Student Benches	Teachers Tables	Teachers Chairs	Fans	Computers
Boys	Primary	224	4,852	432	309	789	681	16
	Middle	18	561	-	27	131	63	-
	Elementary	-	338	45	22	35	51	-
	Secondary	366	6,006	182	278	1,136	674	62
	Higher Secondary	-	150	-	-	95	15	-
	Total		608	11,907	659	636	2,186	1,484
Girls	Primary	669	3,724	163	264	582	373	-
	Middle	-	272	-	16	60	35	1
	Elementary	-	493	-	32	78	60	-
	Secondary	1,212	6,553	119	342	1,058	886	103
	Higher Secondary	110	956	250	68	260	245	88
	Total		1,991	11,998	532	722	2,038	1,599
Mixed	Primary	447	4,533	269	334	693	693	17
	Middle	-	239	-	12	38	15	1
	Elementary	-	-	-	-	-	-	-
	Secondary	135	270	175	7	111	70	22
	Higher Secondary	-	-	-	-	-	-	-
	Total		582	5,042	444	353	842	778
Total	Primary	1,340	13,109	864	907	2,064	1,747	33
	Middle	18	1,072	-	55	229	113	2
	Elementary	-	831	45	54	113	111	-
	Secondary	1,713	12,829	476	627	2,305	1,630	187
	Higher Secondary	110	1,106	250	68	355	260	88
	Grand Total		3,181	28,947	1,635	1,711	5,066	3,861

District : Karachi East	No. of Schools				Enrolment			Teachers			School Status	
	Town Name	Boys	Girls	Mixed	Total	Boys	Girls	Total	Male	Female	Total	Functional
Jamshed Town	100	76	58	234	15,414	21,418	36,832	766	1,827	2,593	221	13
Gulshan-e-Iqbal Town	54	22	28	104	6,742	9,251	15,993	367	943	1,310	101	3
District Total	154	98	86	338	22,156	30,669	52,825	1,133	2,770	3,903	322	16

Source: SEMIS Census 2013 - 2014

Sindh Education Management Information System (SEMIS)

SINDH Education Management Information System (SEMIS)



District Education Profile
KARACHI CENTRAL
2013 - 14



REFORM SUPPORT UNIT

Education and Literacy Department

Government of Sindh, Karachi

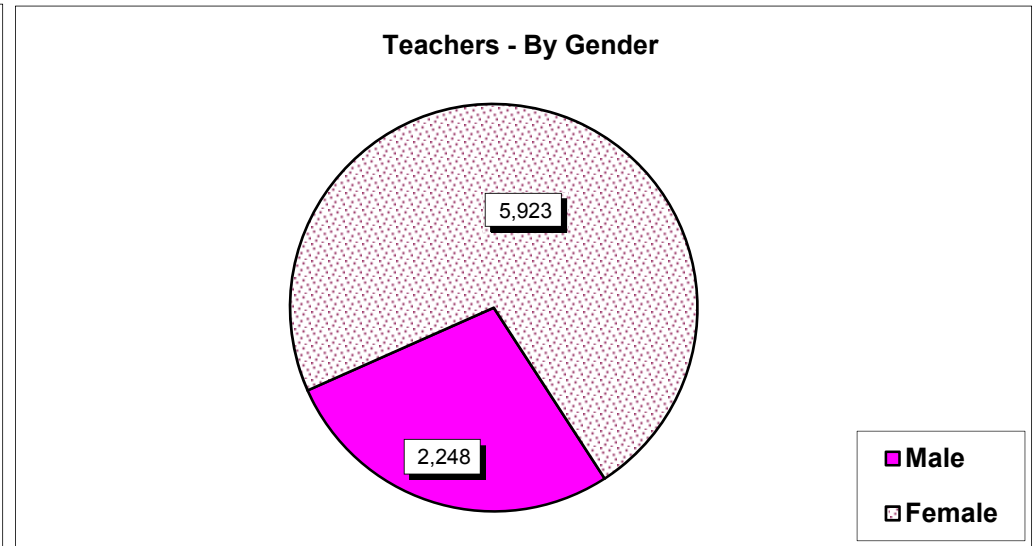
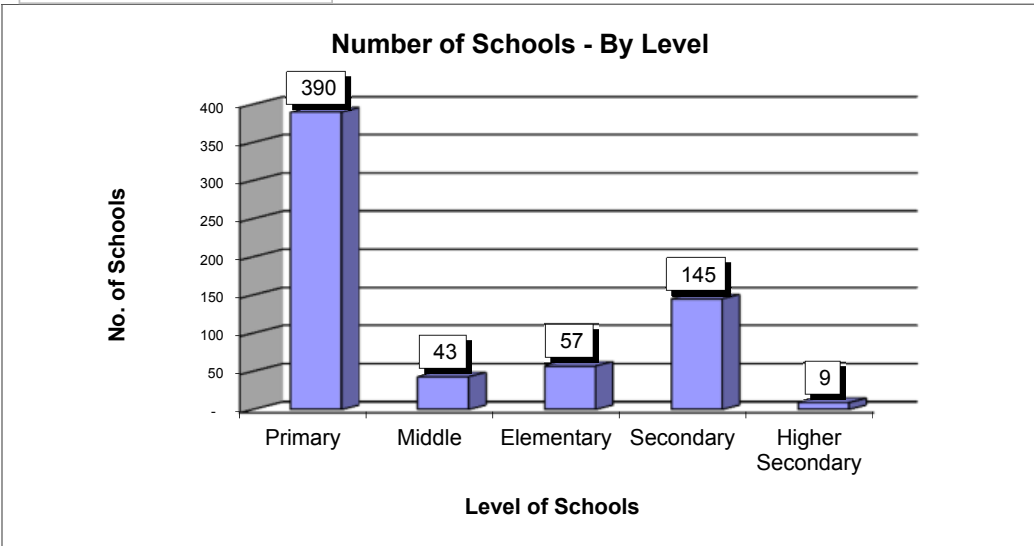
TABLE OF CONTENTS

District Karachi Central

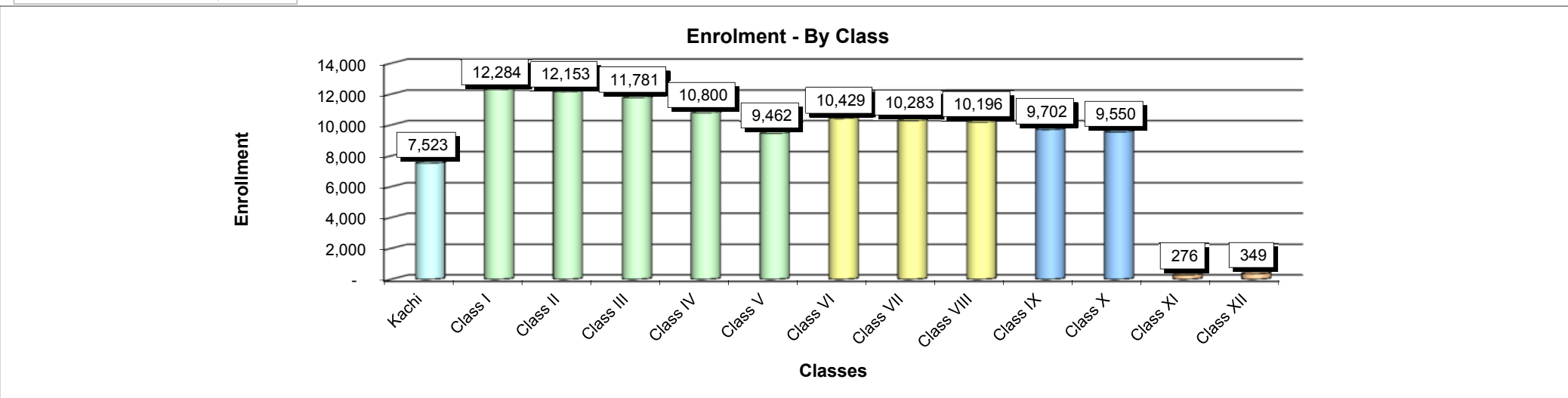
TOPICS		Page No
Graph	- Basic Education Summary	1
Summary	- Schools, Enrolment and Teachers by Gender and level wise.	2
Schools	- Gender, Level and Status wise.	3
	- Medium and Shift wise.	4
Enrolment	- Gender, Level and Classes stage wise.	5
Teachers	- Gender, Level and Type of Post wise	6
	- Gender, Level and Professional Training wise.	7
Buildings	- School Buildings Status Gender and Level wise.	8
Facilities	- Schools having Basic Facilities.	9
	- Schools having Advance Facilities.	10
	- Classroom Facilities Gender and level wise.	11
Town Summary	- Number of Schools, Enrolment , Teachers and School status	12

Total Schools : 644

Total Teachers : 8,171



Total Enrollment : 114,788



Basic Ratio ---- Students per Teachers : 14

Students per School : 178

Students per Classroom : 27

Teachers per School : 13

District : Karachi Central		No. of Schools	Enrolment			Teachers			Student per Teacher Ratio
School Gender	School Level	Total	Boys	Girls	Total	Male	Female	Total	
Boys	Primary	183	11,129	8,900	20,029	419	894	1,313	15
	Middle	26	834	122	956	87	92	179	5
	Elementary	26	2,966	932	3,898	126	156	282	14
	Secondary	74	17,846	4,662	22,508	854	1,043	1,897	12
	Higher Secondary	6	1,515	526	2,041	69	118	187	11
	Total		315	34,290	15,142	49,432	1,555	2,303	3,858
Girls	Primary	63	1,799	6,315	8,114	20	536	556	15
	Middle	11	-	799	799	10	65	75	11
	Elementary	25	282	5,476	5,758	17	327	344	17
	Secondary	66	1,658	22,922	24,580	135	1,431	1,566	16
	Higher Secondary	3	-	3,912	3,912	6	152	158	25
	Total		168	3,739	39,424	43,163	188	2,511	2,699
Mixed	Primary	144	9,223	8,787	18,010	413	938	1,351	13
	Middle	6	220	127	347	20	23	43	8
	Elementary	6	719	509	1,228	34	63	97	13
	Secondary	5	1,013	1,595	2,608	38	85	123	21
	Higher Secondary				-			-	-
	Total		161	11,175	11,018	22,193	505	1,109	1,614
Total	Primary	390	22,151	24,002	46,153	852	2,368	3,220	14
	Middle	43	1,054	1,048	2,102	117	180	297	7
	Elementary	57	3,967	6,917	10,884	177	546	723	15
	Secondary	145	20,517	29,179	49,696	1,027	2,559	3,586	14
	Higher Secondary	9	1,515	4,438	5,953	75	270	345	17
Grand Total		644	49,204	65,584	114,788	2,248	5,923	8,171	14

Schools : Gender, Level, Location and Status wise
3

District : Karachi Central		Urban Area			Rural Area			Total Schools		
School Gender	School Level	Functional	Closed	Total	Functional	Closed	Total	Functional	Closed	Total
Boys	Primary	151	30	181	2		2	153	30	183
	Middle	23	2	25	1		1	24	2	26
	Elementary	24	2	26			-	24	2	26
	Secondary	69	4	73	1		1	70	4	74
	Higher Secondary	6		6			-	6	-	6
	Total		273	38	311	4	-	4	277	38
Girls	Primary	59	1	60	3		3	62	1	63
	Middle	9	1	10	1		1	10	1	11
	Elementary	25		25			-	25	-	25
	Secondary	63	3	66			-	63	3	66
	Higher Secondary	3		3			-	3	-	3
	Total		159	5	164	4	-	4	163	5
Mixed	Primary	137	2	139	5		5	142	2	144
	Middle	6		6			-	6	-	6
	Elementary	6		6			-	6	-	6
	Secondary	5		5			-	5	-	5
	Higher Secondary			-			-	-	-	-
	Total		154	2	156	5	-	5	159	2
Total	Primary	347	33	380	10	-	10	357	33	390
	Middle	38	3	41	2	-	2	40	3	43
	Elementary	55	2	57	-	-	-	55	2	57
	Secondary	137	7	144	1	-	1	138	7	145
	Higher Secondary	9	-	9	-	-	-	9	-	9
	Grand Total		586	45	631	13	-	13	599	45

Note : Closed = Both Temporary (09) and Permanent (36) Closed Schools included

District : Karachi Central		Schools by Medium					Schools by Shift				Number of Branch Schools
School Gender	School Level	Urdu	Sindhi	English	Mixed	Total	Morning	Afternoon	Both	Total	
Boys	Primary	141	3	7	32	183	110	72	1	183	-
	Middle	24			2	26	18	8	-	26	-
	Elementary	20	1	3	2	26	8	17	1	26	-
	Secondary	63		5	6	74	35	27	12	74	-
	Higher Secondary	4			2	6	4	1	1	6	-
	Total		252	4	15	44	315	175	125	15	315
Girls	Primary	59	2		2	63	45	18	-	63	1
	Middle	10			1	11	6	5	-	11	-
	Elementary	24	1			25	21	4	-	25	-
	Secondary	60		1	5	66	43	19	4	66	-
	Higher Secondary	2			1	3	2	-	1	3	-
	Total		155	3	1	9	168	117	46	5	168
Mixed	Primary	129	1	9	5	144	90	54	-	144	2
	Middle	6				6	4	2	-	6	-
	Elementary	5			1	6	5	1	-	6	-
	Secondary	4			1	5	2	2	1	5	-
	Higher Secondary					-				-	-
	Total		144	1	9	7	161	101	59	1	161
Total	Primary	329	6	16	39	390	245	144	1	390	3
	Middle	40	-	-	3	43	28	15	-	43	-
	Elementary	49	2	3	3	57	34	22	1	57	-
	Secondary	127	-	6	12	145	80	48	17	145	-
	Higher Secondary	6	-	-	3	9	6	1	2	9	-
Grand Total		551	8	25	60	644	393	230	21	644	3

District : Karachi Central	Boys Enrolment Class Stages wise						Girls Enrolment Class Stages wise						Grand Total	
	School Level	Kachi	I to V	VI to VIII	IX to X	XI to XII	Total	Kachi	I to V	VI to VIII	IX to X	XI to XII		Total
Primary	2,410	19,654	87				22,151	2,777	21,178	47			24,002	46,153
Middle			1,054				1,054			1,048			1,048	2,102
Elementary	476	1,941	1,398	152			3,967	787	4,033	1,970	127		6,917	10,884
Secondary	505	4,862	8,275	6,875			20,517	568	4,812	14,144	9,655		29,179	49,696
Higher Secondary			848	529	138		1,515			2,037	1,914	487	4,438	5,953
Grand Total	3,391	26,457	11,662	7,556	138		49,204	4,132	30,023	19,246	11,696	487	65,584	114,788

Teachers : Level and Type of Post wise
6

District : Karachi Central		Teaching Staff by Type of Post									Grand Total
Teacher Gender	School Level	Govt. Regular	Govt. Contract	SMC	NCHD	ESRA / US Aid	UNICEF	Other Donor	Volunteer	Not Provided	
Male	Primary	811	16							25	852
	Middle	111	2							4	117
	Elementary	168	6							3	177
	Secondary	935	44						1	47	1,027
	Higher Secondary	74								1	75
	Total		2,099	68	-	-	-	-	-	1	80
Female	Primary	2,315	33			1				19	2,368
	Middle	175	5								180
	Elementary	533	10							3	546
	Secondary	2,396	110				1			52	2,559
	Higher Secondary	239	3	12	13					3	270
	Total		5,658	161	12	13	1	1	-	-	-
Total	Primary	3,126	49	-	-	1	-	-	-	44	3,220
	Middle	286	7	-	-	-	-	-	-	4	297
	Elementary	701	16	-	-	-	-	-	-	6	723
	Secondary	3,331	154	-	-	-	1	-	1	99	3,586
	Higher Secondary	313	3	12	13	-	-	-	-	4	345
Grand Total		7,757	229	12	13	1	1	-	1	157	8,171

Teachers : Gender and Professional Training wise
7

District : Karachi Central		Teaching Staff by Professional Training wise							Grand Total
Teacher Gender	School Level	PTC	C.T	B. Ed	M. Ed	Other	Untrained	Not Provided	Total
Male	Primary	425	176	123	32	22	34	40	852
	Middle	2	23	44	11	27	5	5	117
	Elementary	68	35	34	9	5	16	10	177
	Secondary	109	163	343	128	163	54	67	1,027
	Higher Secondary	1	6	22	18	14	6	8	75
	Total	605	403	566	198	231	115	130	2,248
Female	Primary	1,368	414	461	45	18	30	32	2,368
	Middle	9	26	101	26	11	5	2	180
	Elementary	235	126	136	17	6	9	17	546
	Secondary	375	318	1,400	289	107	28	42	2,559
	Higher Secondary	1	22	175	44	11	12	5	270
	Total	1,988	906	2,273	421	153	84	98	5,923
Total	Primary	1,793	590	584	77	40	64	72	3,220
	Middle	11	49	145	37	38	10	7	297
	Elementary	303	161	170	26	11	25	27	723
	Secondary	484	481	1,743	417	270	82	109	3,586
	Higher Secondary	2	28	197	62	25	18	13	345
Grand Total		2,593	1,309	2,839	619	384	199	228	8,171

Schools Building Facilities : Gender and Level wise
8

District : Karachi Central		Schools by Building							Total Schools	Total Number of Classrooms
		Other Ownership	Govt. Ownership				Rental	Shelterless (No Build / No Info)		
			Satisfactory	Repairable	Dangerous	No Info				
School Gender	School Level									
Boys	Primary	18	57	62	8	25	12	1	183	877
	Middle	-	12	9	-	1	4	-	26	99
	Elementary	-	11	12	1	1	1	-	26	204
	Secondary	-	35	29	5	3	2	-	74	889
	Higher Secondary	-	5	-	1	-	-	-	6	77
	Total		18	120	112	15	30	19	1	315
Girls	Primary	-	25	26	8	1	3	-	63	307
	Middle	1	5	3	-	1	1	-	11	40
	Elementary	-	14	9	2	-	-	-	25	208
	Secondary	2	32	24	3	3	2	-	66	719
	Higher Secondary	-	2	1	-	-	-	-	3	97
	Total		3	78	63	13	5	6	-	168
Mixed	Primary	7	53	57	23	2	2	-	144	702
	Middle	-	2	2	2	-	-	-	6	17
	Elementary	-	1	3	1	-	1	-	6	33
	Secondary	-	3	-	2	-	-	-	5	57
	Higher Secondary	-	-	-	-	-	-	-	-	-
	Total		7	59	62	28	2	3	-	161
Total	Primary	25	135	145	39	28	17	1	390	1,886
	Middle	1	19	14	2	2	5	-	43	156
	Elementary	-	26	24	4	1	2	-	57	445
	Secondary	2	70	53	10	6	4	-	145	1,665
	Higher Secondary	-	7	1	1	-	-	-	9	174
Grand Total		28	257	237	56	37	28	1	644	4,326

Note : Closed Schools Included

Source: SEMIS Census 2013 - 2014

Sindh Education Management Information System (SEMIS)

District : Karachi Central			Schools having Basic Facilities					Schools having	
School Gender	School Level	Schools	Electricity	Toilets	Drinking Water	Boundary Wall	Play Ground	Library	Science Lab
Boys	Primary	183	176	157	135	172	34	2	1
	Middle	26	25	22	17	22	9	1	-
	Elementary	26	26	25	22	24	9	2	2
	Secondary	74	72	67	64	71	30	15	57
	Higher Secondary	6	6	6	6	6	1	1	5
	Total	315	305	277	244	295	83	21	65
Girls	Primary	63	63	58	45	61	7	1	-
	Middle	11	11	10	8	11	2	-	-
	Elementary	25	25	24	22	25	11	1	-
	Secondary	66	65	62	58	62	40	20	59
	Higher Secondary	3	3	3	2	3	2	2	2
	Total	168	167	157	135	162	62	24	61
Mixed	Primary	144	143	120	95	134	24	-	2
	Middle	6	6	5	3	5	1	-	-
	Elementary	6	6	6	4	5	2	-	-
	Secondary	5	5	5	3	5	4	1	2
	Higher Secondary								
	Total	161	160	136	105	149	31	1	4
Total	Primary	390	382	335	275	367	65	3	3
	Middle	43	42	37	28	38	12	1	-
	Elementary	57	57	55	48	54	22	3	2
	Secondary	145	142	134	125	138	74	36	118
	Higher Secondary	9	9	9	8	9	3	3	7
Grand Total		644	632	570	484	606	176	46	130

Without Facilities / No Info

12

74

160

38

468

598

514

Note : Closed Schools Included

Source: SEMIS Census 2013 - 2014

Sindh Education Management Information System (SEMIS)

District : Karachi Central			Schools having / Received Facilities of			
School Gender	School Level	Schools	Functional SMC	Free Text Books	Construction Works	Campus Schools
Boys	Primary	183	147	132	25	-
	Middle	26	21	20	3	-
	Elementary	26	24	19	7	1
	Secondary	74	64	53	18	15
	Higher Secondary	6	5	4	2	-
	Total	315	261	228	55	16
Girls	Primary	63	62	53	13	-
	Middle	11	9	8	4	-
	Elementary	25	24	15	3	-
	Secondary	66	62	48	9	8
	Higher Secondary	3	3	3	2	1
	Total	168	160	127	31	9
Mixed	Primary	144	132	123	20	-
	Middle	6	6	5	-	-
	Elementary	6	6	4	1	-
	Secondary	5	5	4	2	1
	Higher Secondary					
	Total	161	149	136	23	1
Total	Primary	390	341	308	58	-
	Middle	43	36	33	7	-
	Elementary	57	54	38	11	1
	Secondary	145	131	105	29	24
	Higher Secondary	9	8	7	4	1
	Grand Total	644	570	491	109	26

Without Facilities / No Info	74	153	535	618
------------------------------	----	-----	-----	-----

SMC = School Management Committee

Note : Closed Schools Included

Source: SEMIS Census 2013 - 2014

Sindh Education Management Information System (SEMIS)

District : Karachi Central

School Gender	School Level	Student Chairs	Student Desks	Student Benches	Teachers Tables	Teachers Chairs	Fans	Computers
Boys	Primary	737	9,371	785	716	1,484	1,246	10
	Middle	21	1,074	107	57	225	189	2
	Elementary	269	2,770	213	170	434	489	40
	Secondary	640	11,978	1,386	601	2,069	1,479	233
	Higher Secondary	32	907	280	131	119	351	26
	Total	1,699	26,100	2,771	1,675	4,331	3,754	311
Girls	Primary	361	3,083	486	300	635	501	6
	Middle	38	479	-	49	103	93	7
	Elementary	566	2,780	248	183	365	392	14
	Secondary	943	10,294	2,116	666	1,891	1,587	144
	Higher Secondary	5	2,409	585	39	107	263	28
	Total	1,913	19,045	3,435	1,237	3,101	2,836	199
Mixed	Primary	611	7,362	997	509	1,245	850	6
	Middle	-	199	82	15	43	24	-
	Elementary	-	582	36	12	156	97	6
	Secondary	90	468	-	58	141	64	10
	Higher Secondary							
	Total	701	8,611	1,115	594	1,585	1,035	22
Total	Primary	1,709	19,816	2,268	1,525	3,364	2,597	22
	Middle	59	1,752	189	121	371	306	9
	Elementary	835	6,132	497	365	955	978	60
	Secondary	1,673	22,740	3,502	1,325	4,101	3,130	387
	Higher Secondary	37	3,316	865	170	226	614	54
Grand Total		4,313	53,756	7,321	3,506	9,017	7,625	532

District : Karachi Central	No. of Schools				Enrolment			Teachers			School Status	
	Town Name	Boys	Girls	Mixed	Total	Boys	Girls	Total	Male	Female	Total	Functional
North Nazimabad T	55	22	27	104	6,848	8,928	15,776	267	914	1,181	99	5
New Karachi Town	78	55	55	188	16,404	24,971	41,375	659	1,503	2,162	181	7
Gulberg Town	44	32	57	133	8,979	9,725	18,704	554	1,572	2,126	120	13
Liaqatabad Town	138	59	22	219	16,973	21,960	38,933	768	1,934	2,702	199	20
District Total	315	168	161	644	49,204	65,584	114,788	2,248	5,923	8,171	599	45

Source: SEMIS Census 2013 - 2014

Sindh Education Management Information System (SEMIS)

SINDH Education Management Information System (SEMIS)



District Education Profile
KARACHI WEST
2013 - 14



REFORM SUPPORT UNIT

Education and Literacy Department

Government of Sindh, Karachi

TABLE OF CONTENTS

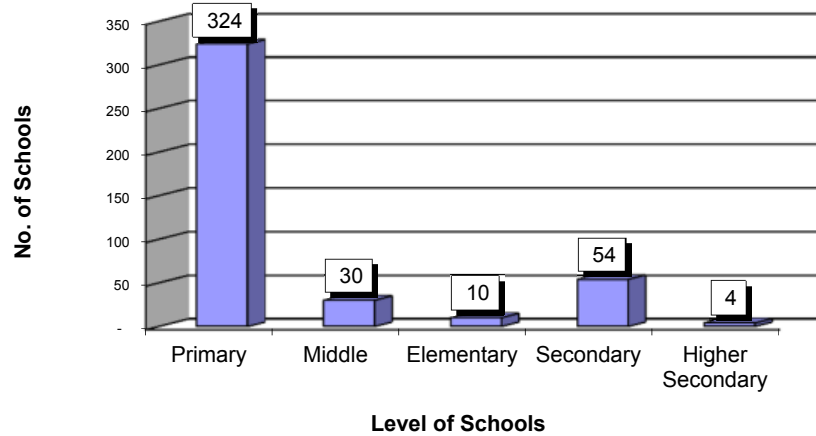
District Karachi West

TOPICS		Page No
Graph	- Basic Education Summary	1
Summary	- Schools, Enrolment and Teachers by Gender and level wise.	2
Schools	- Gender, Level and Status wise.	3
	- Medium and Shift wise.	4
Enrolment	- Gender, Level and Classes stage wise.	5
Teachers	- Gender, Level and Type of Post wise	6
	- Gender, Level and Professional Training wise.	7
Buildings	- School Buildings Status Gender and Level wise.	8
Facilities	- Schools having Basic Facilities.	9
	- Schools having Advance Facilities.	10
	- Classroom Facilities Gender and level wise.	11
Taluka Summary	- Number of Schools, Enrolment , Teachers and School status	12

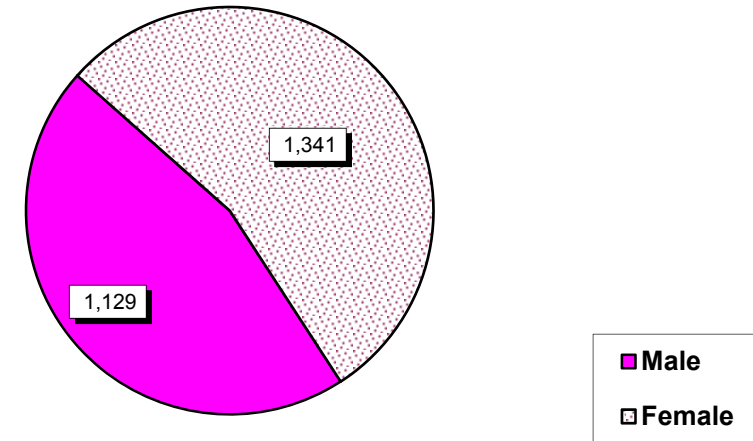
Total Schools : 422

Total Teachers : 2,470

Number of Schools - By Level

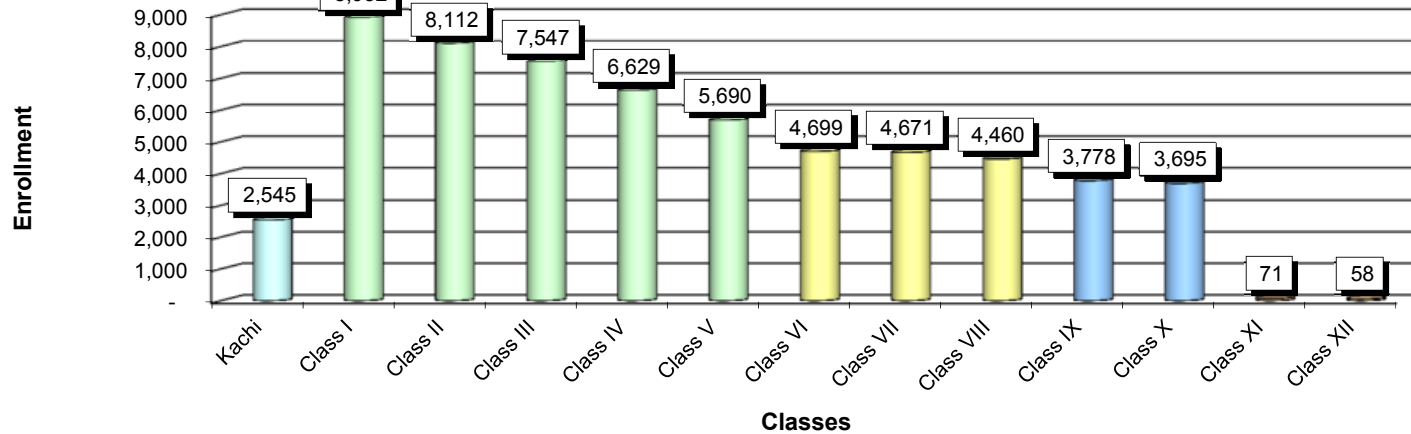


Teachers - By Gender



Total Enrollment : 60,887

Enrolment - By Class



Basic Ratio ---- Students per Teachers : 25

Students per School : 144

Students per Classroom : 30

Teachers per School : 6

District : Karachi West		No. of Schools	Enrolment			Teachers			Student per Teacher Ratio
School Gender	School Level	Total	Boys	Girls	Total	Male	Female	Total	
Boys	Primary	169	10,564	5,804	16,368	454	284	738	22
	Middle	19	1,083	97	1,180	80	28	108	11
	Elementary	4	547	184	731	13	17	30	24
	Secondary	25	4,860	1,084	5,944	259	87	346	17
	Higher Secondary	2	681	895	1,576	32	9	41	38
	Total		219	17,735	8,064	25,799	838	425	1,263
Girls	Primary	66	1,419	8,200	9,619	23	314	337	29
	Middle	8	-	483	483		32	32	15
	Elementary	6	172	1,420	1,592	19	26	45	35
	Secondary	26	84	9,823	9,907	8	268	276	36
	Higher Secondary	2	-	1,213	1,213		28	28	43
	Total		108	1,675	21,139	22,814	50	668	718
Mixed	Primary	89	5,490	5,975	11,465	221	241	462	25
	Middle	3	151	66	217	8	3	11	20
	Elementary				-			-	-
	Secondary	3	457	135	592	12	4	16	37
	Higher Secondary				-			-	-
	Total		95	6,098	6,176	12,274	241	248	489
Total	Primary	324	17,473	19,979	37,452	698	839	1,537	24
	Middle	30	1,234	646	1,880	88	63	151	12
	Elementary	10	719	1,604	2,323	32	43	75	31
	Secondary	54	5,401	11,042	16,443	279	359	638	26
	Higher Secondary	4	681	2,108	2,789	32	37	69	40
Grand Total		422	25,508	35,379	60,887	1,129	1,341	2,470	25

Schools : Gender, Level, Location and Status wise
3

District : Karachi West		Urban Area			Rural Area			Total Schools		
School Gender	School Level	Functional	Closed	Total	Functional	Closed	Total	Functional	Closed	Total
Boys	Primary	149	16	165	2	2	4	151	18	169
	Middle	19		19			-	19	-	19
	Elementary	4		4			-	4	-	4
	Secondary	24		24	1		1	25	-	25
	Higher Secondary	2		2			-	2	-	2
	Total		198	16	214	3	2	5	201	18
Girls	Primary	65	1	66			-	65	1	66
	Middle	7	1	8			-	7	1	8
	Elementary	6		6			-	6	-	6
	Secondary	25		25	1		1	26	-	26
	Higher Secondary	2		2			-	2	-	2
	Total		105	2	107	1	-	1	106	2
Mixed	Primary	88		88	1		1	89	-	89
	Middle	3		3			-	3	-	3
	Elementary			-			-	-	-	-
	Secondary	2		2	1		1	3	-	3
	Higher Secondary			-			-	-	-	-
	Total		93	-	93	2	-	2	95	-
Total	Primary	302	17	319	3	2	5	305	19	324
	Middle	29	1	30	-	-	-	29	1	30
	Elementary	10	-	10	-	-	-	10	-	10
	Secondary	51	-	51	3	-	3	54	-	54
	Higher Secondary	4	-	4	-	-	-	4	-	4
	Grand Total		396	18	414	6	2	8	402	20

Note : Closed = Both Temporary (10) and Permanent (10) Closed Schools included

District : Karachi West		Schools by Medium					Schools by Shift				Number of Branch Schools
School Gender	School Level	Urdu	Sindhi	English	Mixed	Total	Morning	Afternoon	Both	Total	
Boys	Primary	149	2		18	169	116	52	1	169	1
	Middle	19				19	8	11	-	19	-
	Elementary	4				4	1	3	-	4	-
	Secondary	25				25	9	16	-	25	-
	Higher Secondary	2				2	1	-	1	2	-
	Total		199	2	-	18	219	135	82	2	219
Girls	Primary	65			1	66	57	9	-	66	-
	Middle	7			1	8	7	1	-	8	-
	Elementary	6				6	4	2	-	6	-
	Secondary	25			1	26	24	2	-	26	2
	Higher Secondary	2				2	2	-	-	2	-
	Total		105	-	-	3	108	94	14	-	108
Mixed	Primary	85	4			89	71	17	1	89	1
	Middle	3				3	1	2	-	3	-
	Elementary					-				-	-
	Secondary	2	1			3	3	-	-	3	-
	Higher Secondary					-				-	-
	Total		90	5	-	-	95	75	19	1	95
Total	Primary	299	6	-	19	324	244	78	2	324	2
	Middle	29	-	-	1	30	16	14	-	30	-
	Elementary	10	-	-	-	10	5	5	-	10	-
	Secondary	52	1	-	1	54	36	18	-	54	2
	Higher Secondary	4	-	-	-	4	3	-	1	4	-
Grand Total		394	7	-	21	422	304	115	3	422	4

Enrolment : Gender, Level and Class Stage wise
5

District : Karachi West	Boys Enrolment Class Stages wise						Girls Enrolment Class Stages wise						Grand Total	
	School Level	Kachi	I to V	VI to VIII	IX to X	XI to XII	Total	Kachi	I to V	VI to VIII	IX to X	XI to XII		Total
Primary	1,024	16,415	34				17,473	1,419	18,510	50			19,979	37,452
Middle			1,234				1,234			646			646	1,880
Elementary	17	408	294				719	16	599	843	146		1,604	2,323
Secondary		153	2,685	2,563			5,401	37	586	6,598	3,821		11,042	16,443
Higher Secondary	20	136	203	193	129		681	12	103	1,243	750		2,108	2,789
Grand Total	1,061	17,112	4,450	2,756	129		25,508	1,484	19,798	9,380	4,717	0	35,379	60,887

Source: SEMIS Census 2013 - 2014

Sindh Education Management Information System (SEMIS)

Teachers : Level and Type of Post wise
6

District : Karachi West		Teaching Staff by Type of Post									Grand
Teacher Gender	School Level	Govt. Regular	Govt. Contract	SMC	NCHD	ESRA / US Aid	UNICEF	Other Donor	Volunteer	Not Provided	Total
Male	Primary	669	20						1	8	698
	Middle	80	7							1	88
	Elementary	26	6								32
	Secondary	268	9							2	279
	Higher Secondary	30	2								32
	Total		1,073	44	-	-	-	-	-	1	11
Female	Primary	811	21			1				6	839
	Middle	61	2								63
	Elementary	43									43
	Secondary	319	30							10	359
	Higher Secondary	34	3								37
	Total		1,268	56	-	-	1	-	-	-	-
Total	Primary	1,480	41	-	-	1	-	-	1	14	1,537
	Middle	141	9	-	-	-	-	-	-	1	151
	Elementary	69	6	-	-	-	-	-	-	-	75
	Secondary	587	39	-	-	-	-	-	-	12	638
	Higher Secondary	64	5	-	-	-	-	-	-	-	69
Grand Total		2,341	100	-	-	1	-	-	1	27	2,470

Teachers : Gender and Professional Training wise
7

District : Karachi West		Teaching Staff by Professional Training wise							Grand Total
Teacher Gender	School Level	PTC	C.T	B. Ed	M. Ed	Other	Untrained	Not Provided	Total
Male	Primary	354	140	136	20	6	11	31	698
	Middle	13	22	24	12	11	4	2	88
	Elementary	8	9	9	3		1	2	32
	Secondary	12	28	112	58	39	16	14	279
	Higher Secondary	1	3	16	10	2			32
	Total		388	202	297	103	58	32	49
Female	Primary	470	155	160	25	2	8	19	839
	Middle	3	22	28	7		2	1	63
	Elementary	15	7	19	2				43
	Secondary	19	46	210	63	8	4	9	359
	Higher Secondary		1	25	8	3			37
	Total		507	231	442	105	13	14	29
Total	Primary	824	295	296	45	8	19	50	1,537
	Middle	16	44	52	19	11	6	3	151
	Elementary	23	16	28	5	-	1	2	75
	Secondary	31	74	322	121	47	20	23	638
	Higher Secondary	1	4	41	18	5	-	-	69
Grand Total		895	433	739	208	71	46	78	2,470

Schools Building Facilities : Gender and Level wise
8

District : Karachi West		Schools by Building							Total Schools	Total Number of Classrooms
		Other Ownership	Govt. Ownership				Rental	Shelterless (No Build / No Info)		
			Satisfactory	Repairable	Dangerous	No Info				
School Gender	School Level									
Boys	Primary	9	52	70	18	14	4	2	169	708
	Middle	-	13	4	2	-	-	-	19	65
	Elementary	-	3	1	-	-	-	-	4	23
	Secondary	1	7	13	2	-	2	-	25	161
	Higher Secondary	-	1	1	-	-	-	-	2	33
	Total		10	76	89	22	14	6	2	219
Girls	Primary	1	21	32	11	1	-	-	66	315
	Middle	-	4	3	-	1	-	-	8	23
	Elementary	-	2	3	1	-	-	-	6	36
	Secondary	-	12	11	3	-	-	-	26	230
	Higher Secondary	-	1	1	-	-	-	-	2	20
	Total		1	40	50	15	2	-	-	108
Mixed	Primary	9	21	50	8	-	-	1	89	363
	Middle	-	2	1	-	-	-	-	3	12
	Elementary	-	-	-	-	-	-	-	-	-
	Secondary	-	2	1	-	-	-	-	3	11
	Higher Secondary	-	-	-	-	-	-	-	-	-
	Total		9	25	52	8	-	-	1	95
Total	Primary	19	94	152	37	15	4	3	324	1,386
	Middle	-	19	8	2	1	-	-	30	100
	Elementary	-	5	4	1	-	-	-	10	59
	Secondary	1	21	25	5	-	2	-	54	402
	Higher Secondary	-	2	2	-	-	-	-	4	53
Grand Total		20	141	191	45	16	6	3	422	2,000

Note : Closed Schools Included

Source: SEMIS Census 2013 - 2014

Sindh Education Management Information System (SEMIS)

District : Karachi West			Schools having Basic Facilities					Schools having	
School Gender	School Level	Schools	Electricity	Toilets	Drinking Water	Boundary Wall	Play Ground	Library	Science Lab
Boys	Primary	169	162	139	105	144	21	1	1
	Middle	19	19	18	16	19	5	-	-
	Elementary	4	4	4	4	4	1	-	-
	Secondary	25	25	24	16	24	8	4	18
	Higher Secondary	2	2	2	1	2	2	1	2
	Total	219	212	187	142	193	37	6	21
Girls	Primary	66	65	60	47	61	15	1	1
	Middle	8	8	8	6	7	1	-	-
	Elementary	6	6	6	5	6	-	-	1
	Secondary	26	26	25	22	25	10	4	11
	Higher Secondary	2	2	2	2	2	2	-	2
	Total	108	107	101	82	101	28	5	15
Mixed	Primary	89	89	70	52	75	10	-	-
	Middle	3	3	3	3	3	1	-	-
	Elementary								
	Secondary	3	3	3	2	3	-	-	1
	Higher Secondary								
	Total	95	95	76	57	81	11	-	1
Total	Primary	324	316	269	204	280	46	2	2
	Middle	30	30	29	25	29	7	-	-
	Elementary	10	10	10	9	10	1	-	1
	Secondary	54	54	52	40	52	18	8	30
	Higher Secondary	4	4	4	3	4	4	1	4
	Grand Total	422	414	364	281	375	76	11	37

Without Facilities / No Info

8

58

141

47

346

411

385

Note : Closed Schools Included

Source: SEMIS Census 2013 - 2014

Sindh Education Management Information System (SEMIS)

District : Karachi West			Schools having / Received Facilities of			
School Gender	School Level	Schools	Functional SMC	Free Text Books	Construction Works	Campus Schools
Boys	Primary	169	145	139	28	-
	Middle	19	18	16	4	-
	Elementary	4	4	3	-	-
	Secondary	25	22	21	6	1
	Higher Secondary	2	2	2	-	1
	Total	219	191	181	38	2
Girls	Primary	66	63	57	13	-
	Middle	8	7	7	3	-
	Elementary	6	6	4	1	-
	Secondary	26	26	22	8	-
	Higher Secondary	2	2	2	2	-
	Total	108	104	92	27	-
Mixed	Primary	89	85	75	9	-
	Middle	3	3	2	-	-
	Elementary					
	Secondary	3	2	3	-	-
	Higher Secondary					
	Total	95	90	80	9	-
Total	Primary	324	293	271	50	-
	Middle	30	28	25	7	-
	Elementary	10	10	7	1	-
	Secondary	54	50	46	14	1
	Higher Secondary	4	4	4	2	1
	Grand Total	422	385	353	74	2

Without Facilities / No Info

37

69

348

420

SMC = School Management Committee

Note : Closed Schools Included

Source: SEMIS Census 2013 - 2014

Sindh Education Management Information System (SEMIS)

District : Karachi West

School Gender	School Level	Student Chairs	Student Desks	Student Benches	Teachers Tables	Teachers Chairs	Fans	Computers
Boys	Primary	430	6,881	1,165	520	1,188	817	20
	Middle	20	692	30	39	179	103	-
	Elementary	-	225	-	3	30	46	-
	Secondary	20	3,082	88	175	464	331	60
	Higher Secondary	40	75	370	39	110	62	36
	Total		510	10,955	1,653	776	1,971	1,359
Girls	Primary	312	3,615	716	270	667	413	-
	Middle	21	352	3	20	77	31	-
	Elementary	29	539	138	31	58	66	2
	Secondary	72	4,542	348	159	448	444	49
	Higher Secondary	-	343	-	4	51	91	-
	Total		434	9,391	1,205	484	1,301	1,045
Mixed	Primary	179	3,998	416	304	660	349	1
	Middle	-	108	-	6	24	11	-
	Elementary							
	Secondary	27	228	-	9	19	66	-
	Higher Secondary							
	Total		206	4,334	416	319	703	426
Total	Primary	921	14,494	2,297	1,094	2,515	1,579	21
	Middle	41	1,152	33	65	280	145	-
	Elementary	29	764	138	34	88	112	2
	Secondary	119	7,852	436	343	931	841	109
	Higher Secondary	40	418	370	43	161	153	36
	Grand Total		1,150	24,680	3,274	1,579	3,975	2,830

District : Karachi West	No. of Schools				Enrolment			Teachers			School Status	
	Town Name	Boys	Girls	Mixed	Total	Boys	Girls	Total	Male	Female	Total	Functional
SITE Town	80	49	26	155	8,009	12,969	20,978	353	620	973	149	6
Baldia Town	71	27	2	100	5,831	7,950	13,781	316	214	530	98	2
Orangi Town	68	32	67	167	11,668	14,460	26,128	460	507	967	155	12
District Total	219	108	95	422	25,508	35,379	60,887	1,129	1,341	2,470	402	20

Source: SEMIS Census 2013 - 2014

Sindh Education Management Information System (SEMIS)