

SINDH Education Management Information System (SEMIS)

District Education Profile

JAMSHORO

2013 - 14



REFORM SUPPORT UNIT

Education and Literacy Department

Government of Sindh, Karachi

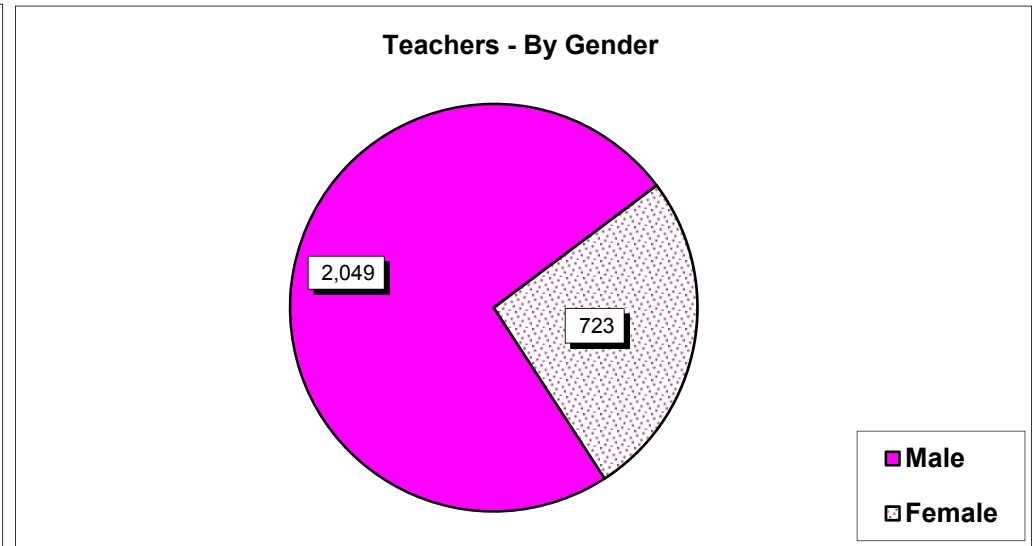
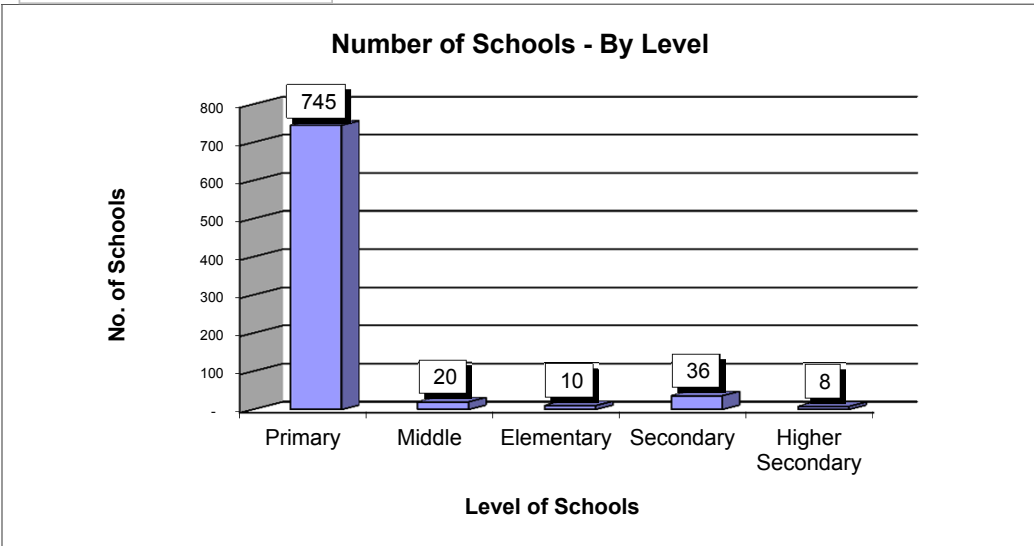
TABLE OF CONTENTS

District Jamshoro

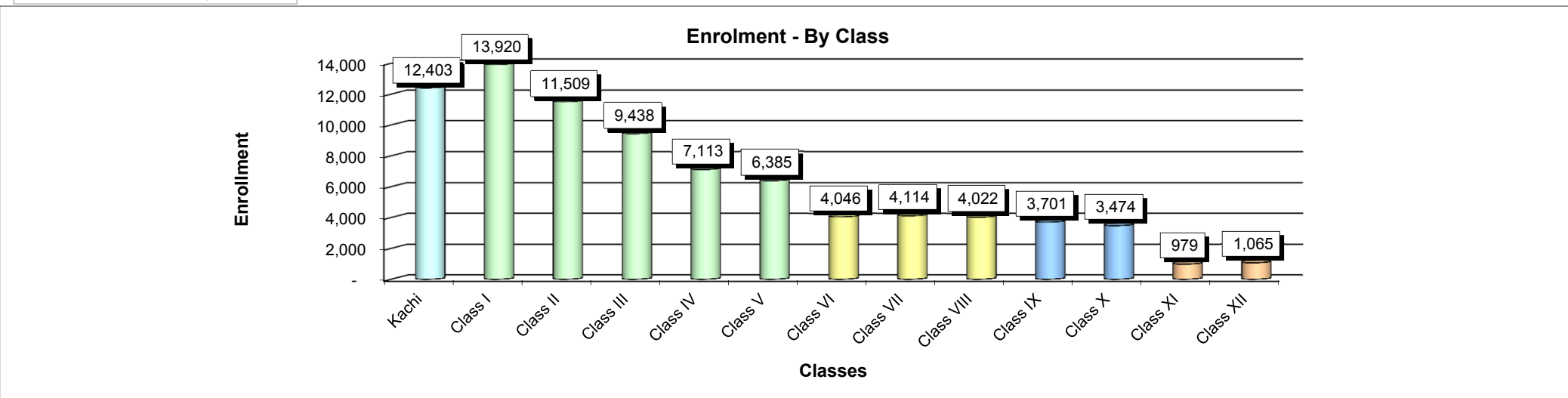
TOPICS		Page No
Graph	- Basic Education Summary	1
Summary	- Schools, Enrolment and Teachers by Gender and level wise.	2
Schools	- Gender, Level and Status wise.	3
	- Medium and Shift wise.	4
Enrolment	- Gender, Level and Classes stage wise.	5
Teachers	- Gender, Level and Type of Post wise	6
	- Gender, Level and Professional Training wise.	7
Buildings	- School Buildings Status Gender and Level wise.	8
Facilities	- Schools having Basic Facilities.	9
	- Schools having Advance Facilities.	10
	- Classroom Facilities Gender and level wise.	11
Taluka Summary	- Number of Schools, Enrolment , Teachers and School status	12

Total Schools : 819

Total Teachers : 2,772



Total Enrollment : 82,169



Basic Ratio ---- Students per Teachers : 30

Students per School : 100

Students per Classroom : 37

Teachers per School : 3

District : Jamshoro		No. of Schools	Enrolment			Teachers			Student per Teacher Ratio
School Gender	School Level	Total	Boys	Girls	Total	Male	Female	Total	
Boys	Primary	170	10,088	2,408	12,496	380	11	391	32
	Middle	5	569	168	737	32		32	23
	Elementary				-			-	-
	Secondary	10	4,594	402	4,996	230	7	237	21
	Higher Secondary	1	716	-	716	20		20	36
	Total		186	15,967	2,978	18,945	662	18	680
Girls	Primary	110	260	7,128	7,388	1	315	316	23
	Middle	6	-	372	372		19	19	20
	Elementary	1	-	27	27		8	8	3
	Secondary	8	54	3,803	3,857	4	156	160	24
	Higher Secondary	4	83	3,388	3,471	2	93	95	37
	Total		129	397	14,718	15,115	7	591	598
Mixed	Primary	465	22,137	11,212	33,349	906	74	980	34
	Middle	9	949	267	1,216	46	3	49	25
	Elementary	9	1,428	718	2,146	58	2	60	36
	Secondary	18	5,622	2,573	8,195	274	35	309	27
	Higher Secondary	3	2,873	330	3,203	96		96	33
	Total		504	33,009	15,100	48,109	1,380	114	1,494
Total	Primary	745	32,485	20,748	53,233	1,287	400	1,687	32
	Middle	20	1,518	807	2,325	78	22	100	23
	Elementary	10	1,428	745	2,173	58	10	68	32
	Secondary	36	10,270	6,778	17,048	508	198	706	24
	Higher Secondary	8	3,672	3,718	7,390	118	93	211	35
Grand Total		819	49,373	32,796	82,169	2,049	723	2,772	30

Schools : Gender, Level, Location and Status wise
3

District : Jamshoro		Urban Area			Rural Area			Total Schools		
School Gender	School Level	Functional	Closed	Total	Functional	Closed	Total	Functional	Closed	Total
Boys	Primary	29		29	108	33	141	137	33	170
	Middle	2		2	3		3	5	-	5
	Elementary			-			-	-	-	-
	Secondary	3		3	7		7	10	-	10
	Higher Secondary	1		1			-	1	-	1
	Total		35	-	35	118	33	151	153	33
Girls	Primary	18	1	19	62	29	91	80	30	110
	Middle	2		2	2	2	4	4	2	6
	Elementary			-	1		1	1	-	1
	Secondary	3		3	5		5	8	-	8
	Higher Secondary	3		3	1		1	4	-	4
	Total		26	1	27	71	31	102	97	32
Mixed	Primary	62	1	63	325	77	402	387	78	465
	Middle	1		1	8		8	9	-	9
	Elementary	3		3	6		6	9	-	9
	Secondary	2		2	16		16	18	-	18
	Higher Secondary	1		1	2		2	3	-	3
	Total		69	1	70	357	77	434	426	78
Total	Primary	109	2	111	495	139	634	604	141	745
	Middle	5	-	5	13	2	15	18	2	20
	Elementary	3	-	3	7	-	7	10	-	10
	Secondary	8	-	8	28	-	28	36	-	36
	Higher Secondary	5	-	5	3	-	3	8	-	8
	Grand Total		130	2	132	546	141	687	676	143

Note : Closed = Both Temporary (71) and Permanent (72) Closed Schools included

District : Jamshoro		Schools by Medium					Schools by Shift				Number of Branch Schools	
School Gender	School Level	Urdu	Sindhi	English	Mixed	Total	Morning	Afternoon	Both	Total		
Boys	Primary	1	167		2	170	169	1	-	170	-	
	Middle		5			5	5	-	-	5	-	
	Elementary					-				-	-	
	Secondary		8		2	10	10	-	-	10	-	
	Higher Secondary		1				1	1	-	-	1	-
	Total		1	181	-	4	186	185	1	-	186	-
Girls	Primary		107		3	110	109	1	-	110	-	
	Middle		5		1	6	6	-	-	6	-	
	Elementary		1			1	1	-	-	1	-	
	Secondary		8			8	8	-	-	8	-	
	Higher Secondary		2		2	4	3	1	-	4	-	
	Total		-	123	-	6	129	127	2	-	129	-
Mixed	Primary	2	446	6	11	465	464	1	-	465	-	
	Middle		9			9	9	-	-	9	-	
	Elementary		7		2	9	9	-	-	9	-	
	Secondary		17		1	18	18	-	-	18	-	
	Higher Secondary		3			3	3	-	-	3	-	
	Total		2	482	6	14	504	503	1	-	504	-
Total	Primary	3	720	6	16	745	742	3	-	745	-	
	Middle	-	19	-	1	20	20	-	-	20	-	
	Elementary	-	8	-	2	10	10	-	-	10	-	
	Secondary	-	33	-	3	36	36	-	-	36	-	
	Higher Secondary	-	6	-	2	8	7	1	-	8	-	
Grand Total		3	786	6	24	819	815	4	-	819	-	

Enrolment : Gender, Level and Class Stage wise
5

District : Jamshoro	Boys Enrolment Class Stages wise						Girls Enrolment Class Stages wise						Grand Total		
	School Level	Kachi	I to V	VI to VIII	IX to X	XI to XII	Total	Kachi	I to V	VI to VIII	IX to X	XI to XII		Total	
Primary	6,591	25,812	82				32,485	4,761	15,955	32				20,748	53,233
Middle	179	675	664				1,518	36	192	579				807	2,325
Elementary	59	828	541				1,428	52	628	65				745	2,173
Secondary	252	2,271	4,415	3,332			10,270	396	1,807	2,732	1,843			6,778	17,048
Higher Secondary	18	65	1,373	984	1,232		3,672	59	132	1,699	1,016	812		3,718	7,390
Grand Total	7,099	29,651	7,075	4,316	1,232		49,373	5,304	18,714	5,107	2,859	812		32,796	82,169

Source: SEMIS Census 2013 - 2014

Sindh Education Management Information System (SEMIS)

Teachers : Level and Type of Post wise
6

District : Jamshoro		Teaching Staff by Type of Post									Grand Total
Teacher Gender	School Level	Govt. Regular	Govt. Contract	SMC	NCHD	ESRA / US Aid	UNICEF	Other Donor	Volunteer	Not Provided	
Male	Primary	1,205	11	1	53	1		10	6		1,287
	Middle	72	4		2						78
	Elementary	54	1		3						58
	Secondary	506	1						1		508
	Higher Secondary	106	11			1					118
	Total	1,943	28	1	58	2	-	10	7	-	2,049
Female	Primary	354	2	1	38			4	1		400
	Middle	21			1						22
	Elementary	9	1								10
	Secondary	191			4				3		198
	Higher Secondary	93									93
	Total	668	3	1	43	-	-	4	4	-	723
Total	Primary	1,559	13	2	91	1	-	14	7	-	1,687
	Middle	93	4	-	3	-	-	-	-	-	100
	Elementary	63	2	-	3	-	-	-	-	-	68
	Secondary	697	1	-	4	-	-	-	4	-	706
	Higher Secondary	199	11	-	-	1	-	-	-	-	211
Grand Total		2,611	31	2	101	2	-	14	11	-	2,772

Teachers : Gender and Professional Training wise
7

District : Jamshoro		Teaching Staff by Professional Training wise							Grand Total
Teacher Gender	School Level	PTC	C.T	B. Ed	M. Ed	Other	Untrained	Not Provided	Total
Male	Primary	704	122	320	50	8	82	1	1,287
	Middle	20	6	27	10	12	3		78
	Elementary	21	9	16	4	2	4	2	58
	Secondary	60	40	125	173	100	10		508
	Higher Secondary		6	16	78	11	7		118
	Total		805	183	504	315	133	106	3
Female	Primary	196	24	125	20	3	32		400
	Middle	3	6	1	5	6	1		22
	Elementary	4	2	2	1	1			10
	Secondary	37	12	50	59	32	7	1	198
	Higher Secondary	4	4	25	43	15	2		93
	Total		244	48	203	128	57	42	1
Total	Primary	900	146	445	70	11	114	1	1,687
	Middle	23	12	28	15	18	4	-	100
	Elementary	25	11	18	5	3	4	2	68
	Secondary	97	52	175	232	132	17	1	706
	Higher Secondary	4	10	41	121	26	9	-	211
Grand Total		1,049	231	707	443	190	148	4	2,772

Schools Building Facilities : Gender and Level wise
8

District : Jamshoro		Schools by Building							Total Schools	Total Number of Classrooms
		Other Ownership	Govt. Ownership				Rental	Shelterless (No Build / No Info)		
			Satisfactory	Repairable	Dangerous	No Info				
School Gender	School Level									
Boys	Primary	3	42	101	20	-	1	3	170	397
	Middle	-	1	3	-	-	-	1	5	11
	Elementary	-	-	-	-	-	-	-	-	-
	Secondary	-	3	6	1	-	-	-	10	100
	Higher Secondary	-	-	1	-	-	-	-	1	7
	Total		3	46	111	21	-	1	4	186
Girls	Primary	4	32	58	16	-	-	-	110	269
	Middle	-	1	1	3	1	-	-	6	16
	Elementary	-	1	-	-	-	-	-	1	3
	Secondary	-	2	5	1	-	-	-	8	60
	Higher Secondary	-	-	4	-	-	-	-	4	49
	Total		4	36	68	20	1	-	-	129
Mixed	Primary	9	88	270	80	-	2	16	465	990
	Middle	-	4	5	-	-	-	-	9	44
	Elementary	-	2	3	4	-	-	-	9	49
	Secondary	-	4	9	5	-	-	-	18	182
	Higher Secondary	-	-	2	1	-	-	-	3	38
	Total		9	98	289	90	-	2	16	504
Total	Primary	16	162	429	116	-	3	19	745	1,656
	Middle	-	6	9	3	1	-	1	20	71
	Elementary	-	3	3	4	-	-	-	10	52
	Secondary	-	9	20	7	-	-	-	36	342
	Higher Secondary	-	-	7	1	-	-	-	8	94
Grand Total		16	180	468	131	1	3	20	819	2,215

Note : Closed Schools Included

Source: SEMIS Census 2013 - 2014

Sindh Education Management Information System (SEMIS)

District : Jamshoro			Schools having Basic Facilities					Schools having	
School Gender	School Level	Schools	Electricity	Toilets	Drinking Water	Boundary Wall	Play Ground	Library	Science Lab
Boys	Primary	170	91	95	69	131	31	-	-
	Middle	5	3	2	1	3	1	-	-
	Elementary								
	Secondary	10	10	10	9	10	4	2	5
	Higher Secondary	1	1	1	1	-	1	-	-
	Total	186	105	108	80	144	37	2	5
Girls	Primary	110	50	61	35	85	27	1	-
	Middle	6	5	2	-	4	1	-	-
	Elementary	1	1	1	-	1	1	-	-
	Secondary	8	8	8	8	8	2	3	5
	Higher Secondary	4	4	4	3	4	3	1	1
	Total	129	68	76	46	102	34	5	6
Mixed	Primary	465	266	262	145	350	123	16	-
	Middle	9	8	7	5	7	3	-	-
	Elementary	9	8	7	2	9	3	1	-
	Secondary	18	17	14	15	15	9	2	5
	Higher Secondary	3	3	3	3	2	1	1	2
	Total	504	302	293	170	383	139	20	7
Total	Primary	745	407	418	249	566	181	17	-
	Middle	20	16	11	6	14	5	-	-
	Elementary	10	9	8	2	10	4	1	-
	Secondary	36	35	32	32	33	15	7	15
	Higher Secondary	8	8	8	7	6	5	2	3
Grand Total		819	475	477	296	629	210	27	18
Without Facilities / No Info			344	342	523	190	609	792	801

Note : Closed Schools Included

Source: SEMIS Census 2013 - 2014

Sindh Education Management Information System (SEMIS)

District : Jamshoro			Schools having / Received Facilities of			
School Gender	School Level	Schools	Functional SMC	Free Text Books	Construction Works	Campus Schools
Boys	Primary	170	138	64	13	-
	Middle	5	5	4	-	1
	Elementary					
	Secondary	10	10	6	2	2
	Higher Secondary	1	1	1	-	-
	Total	186	154	75	15	3
Girls	Primary	110	80	44	17	-
	Middle	6	4	3	1	-
	Elementary	1	1	-	1	-
	Secondary	8	8	7	3	2
	Higher Secondary	4	4	3	1	2
	Total	129	97	57	23	4
Mixed	Primary	465	395	246	33	5
	Middle	9	9	5	1	3
	Elementary	9	9	6	3	4
	Secondary	18	18	16	5	12
	Higher Secondary	3	3	3	1	-
	Total	504	434	276	43	24
Total	Primary	745	613	354	63	5
	Middle	20	18	12	2	4
	Elementary	10	10	6	4	4
	Secondary	36	36	29	10	16
	Higher Secondary	8	8	7	2	2
Grand Total		819	685	408	81	31

Without Facilities / No Info

134

411

738

788

SMC = School Management Committee

Note : Closed Schools Included

Source: SEMIS Census 2013 - 2014

Sindh Education Management Information System (SEMIS)

District : Jamshoro

School Gender	School Level	Student Chairs	Student Desks	Student Benches	Teachers Tables	Teachers Chairs	Fans	Computers
Boys	Primary	245	1,477	1,715	272	729	560	10
	Middle	-	70	38	16	20	19	-
	Elementary							
	Secondary	32	1,257	20	68	323	251	24
	Higher Secondary	80	134	-	8	40	40	1
	Total		357	2,938	1,773	364	1,112	870
Girls	Primary	656	968	884	174	376	296	3
	Middle	25	162	4	8	19	10	-
	Elementary	6	8	-	2	-	3	-
	Secondary	67	1,065	84	67	282	262	17
	Higher Secondary	259	658	111	58	194	160	20
	Total		1,013	2,861	1,083	309	871	731
Mixed	Primary	725	4,186	3,977	814	1,835	1,320	29
	Middle	85	274	64	52	84	99	1
	Elementary	70	445	185	56	105	73	2
	Secondary	159	1,941	513	190	606	506	28
	Higher Secondary	395	677	16	66	216	174	19
	Total		1,434	7,523	4,755	1,178	2,846	2,172
Total	Primary	1,626	6,631	6,576	1,260	2,940	2,176	42
	Middle	110	506	106	76	123	128	1
	Elementary	76	453	185	58	105	76	2
	Secondary	258	4,263	617	325	1,211	1,019	69
	Higher Secondary	734	1,469	127	132	450	374	40
Grand Total		2,804	13,322	7,611	1,851	4,829	3,773	154

District : Jamshoro Taluka Name	No. of Schools				Enrolment			Teachers			School Status	
	Boys	Girls	Mixed	Total	Boys	Girls	Total	Male	Female	Total	Functional	Closed
Kotri	34	40	68	142	15,548	12,994	28,542	560	427	987	137	5
Sehwan	124	49	156	329	19,822	10,708	30,530	847	192	1,039	273	56
Thana Bula Khan	11	16	165	192	5,138	3,653	8,791	265	42	307	130	62
Manjhand	17	24	115	156	8,865	5,441	14,306	377	62	439	136	20
District Total	186	129	504	819	49,373	32,796	82,169	2,049	723	2,772	676	143

Source: SEMIS Census 2013 - 2014

Sindh Education Management Information System (SEMIS)