

SINDH Education Management Information System (SEMIS)

# District Education Profile

## HYDERABAD

### 2013 - 14



**REFORM SUPPORT UNIT**

Education and Literacy Department

Government of Sindh, Karachi

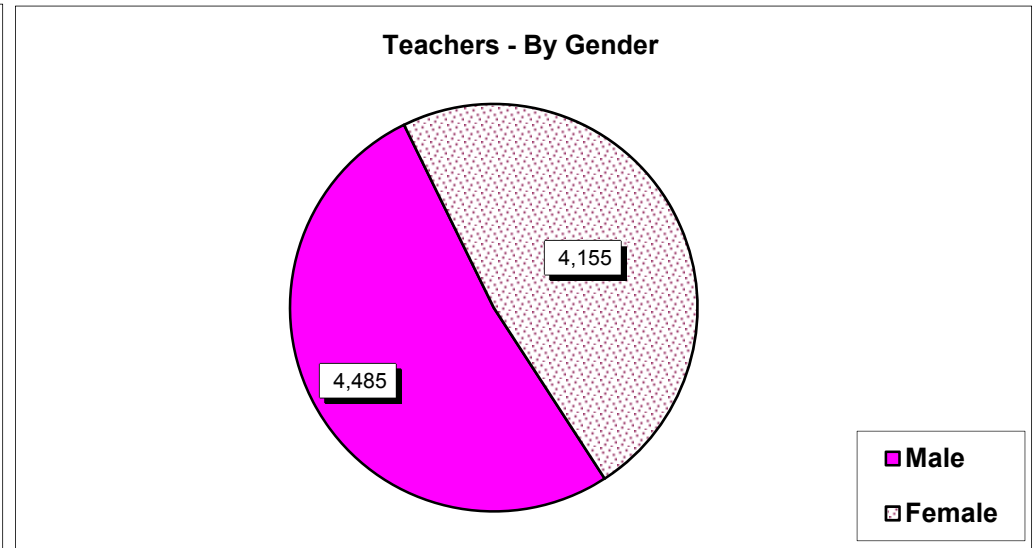
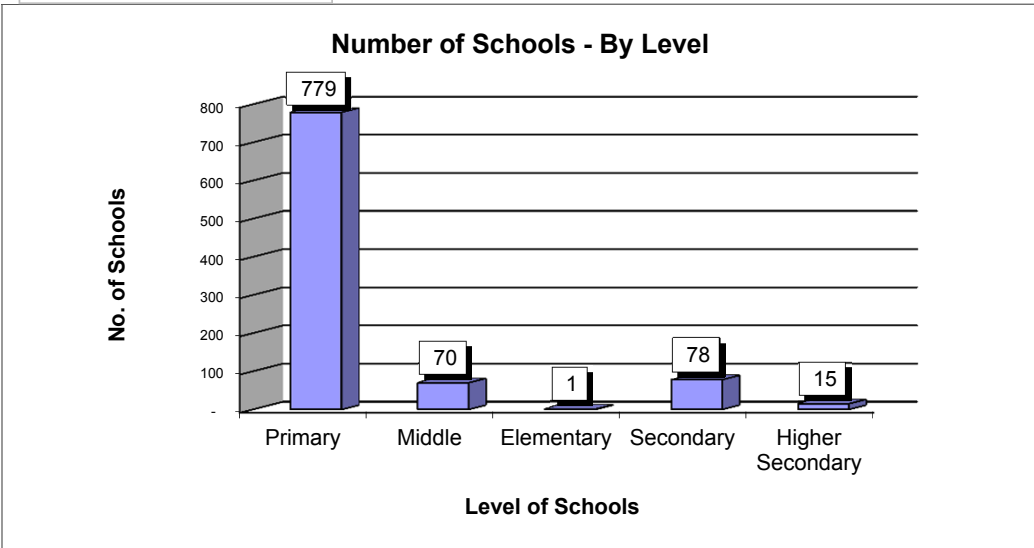
## TABLE OF CONTENTS

### District Hyderabad

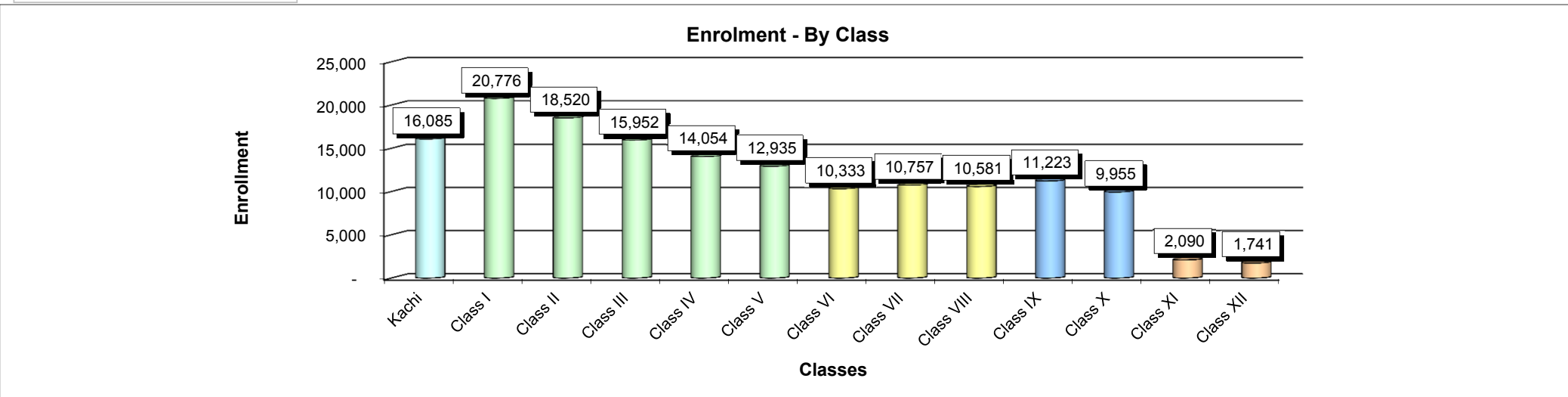
TOPICS		Page No
Graph	- Basic Education Summary	1
Summary	- Schools, Enrolment and Teachers by Gender and level wise.	2
Schools	- Gender, Level and Status wise.	3
	- Medium and Shift wise.	4
Enrolment	- Gender, Level and Classes stage wise.	5
Teachers	- Gender, Level and Type of Post wise	6
	- Gender, Level and Professional Training wise.	7
Buildings	- School Buildings Status Gender and Level wise.	8
Facilities	- Schools having Basic Facilities.	9
	- Schools having Advance Facilities.	10
	- Classroom Facilities Gender and level wise.	11
Taluka Summary	- Number of Schools, Enrolment , Teachers and School status	12

Total Schools : 943

Total Teachers : 8,640



Total Enrollment : 155,002



Basic Ratio ---- Students per Teachers : 18

Students per School : 164

Students per Classroom : 39

Teachers per School : 1

District : Hyderabad		No. of Schools	Enrolment			Teachers			Student per Teacher Ratio
School Gender	School Level	Total	Boys	Girls	Total	Male	Female	Total	
Boys	Primary	121	12,156	589	12,745	562		562	23
	Middle	17	2,084	99	2,183	185		185	12
	Elementary				-			-	-
	Secondary	33	13,752	1,300	15,052	984	131	1,115	13
	Higher Secondary	4	4,552	1,727	6,279	195	52	247	25
	Total		175	32,544	3,715	36,259	1,926	183	2,109
Girls	Primary	139	765	15,313	16,078	4	666	670	24
	Middle	15	319	3,546	3,865	16	350	366	11
	Elementary				-			-	-
	Secondary	27	353	18,317	18,670	32	1,034	1,066	18
	Higher Secondary	6	-	5,207	5,207	1	252	253	21
	Total		187	1,437	42,383	43,820	53	2,302	2,355
Mixed	Primary	519	27,361	19,049	46,410	1,507	912	2,419	19
	Middle	38	7,169	6,282	13,451	492	369	861	16
	Elementary	1	65	62	127	9	3	12	11
	Secondary	18	6,129	3,816	9,945	387	310	697	14
	Higher Secondary	5	3,115	1,875	4,990	111	76	187	27
	Total		581	43,839	31,084	74,923	2,506	1,670	4,176
Total	Primary	779	40,282	34,951	75,233	2,073	1,578	3,651	21
	Middle	70	9,572	9,927	19,499	693	719	1,412	14
	Elementary	1	65	62	127	9	3	12	11
	Secondary	78	20,234	23,433	43,667	1,403	1,475	2,878	15
	Higher Secondary	15	7,667	8,809	16,476	307	380	687	24
Grand Total		943	77,820	77,182	155,002	4,485	4,155	8,640	18

**Schools : Gender, Level, Location and Status wise**
**3**

District : Hyderabad		Urban Area			Rural Area			Total Schools		
School Gender	School Level	Functional	Closed	Total	Functional	Closed	Total	Functional	Closed	Total
Boys	Primary	44		44	75	2	77	119	2	121
	Middle	12		12	5		5	17	-	17
	Elementary			-			-	-	-	-
	Secondary	27		27	6		6	33	-	33
	Higher Secondary	4		4			-	4	-	4
	<b>Total</b>		<b>87</b>	<b>-</b>	<b>87</b>	<b>86</b>	<b>2</b>	<b>88</b>	<b>173</b>	<b>2</b>
Girls	Primary	46	3	49	78	12	90	124	15	139
	Middle	12		12	3		3	15	-	15
	Elementary			-			-	-	-	-
	Secondary	25		25	2		2	27	-	27
	Higher Secondary	6		6			-	6	-	6
	<b>Total</b>		<b>89</b>	<b>3</b>	<b>92</b>	<b>83</b>	<b>12</b>	<b>95</b>	<b>172</b>	<b>15</b>
Mixed	Primary	212	1	213	294	12	306	506	13	519
	Middle	25		25	13		13	38	-	38
	Elementary			-	1		1	1	-	1
	Secondary	14		14	4		4	18	-	18
	Higher Secondary	2		2	3		3	5	-	5
	<b>Total</b>		<b>253</b>	<b>1</b>	<b>254</b>	<b>315</b>	<b>12</b>	<b>327</b>	<b>568</b>	<b>13</b>
<b>Total</b>	Primary	302	4	306	447	26	473	749	30	779
	Middle	49	-	49	21	-	21	70	-	70
	Elementary	-	-	-	1	-	1	1	-	1
	Secondary	66	-	66	12	-	12	78	-	78
	Higher Secondary	12	-	12	3	-	3	15	-	15
	<b>Grand Total</b>		<b>429</b>	<b>4</b>	<b>433</b>	<b>484</b>	<b>26</b>	<b>510</b>	<b>913</b>	<b>30</b>

Note : Closed = Both Temporary (27) and Permanent (3) Closed Schools included

District : Hyderabad		Schools by Medium					Schools by Shift				Number of Branch Schools
School Gender	School Level	Urdu	Sindhi	English	Mixed	Total	Morning	Afternoon	Both	Total	
Boys	Primary	16	96	5	4	121	110	10	1	121	-
	Middle	9	5		3	17	14	2	1	17	-
	Elementary					-				-	-
	Secondary	15	5		13	33	29	2	2	33	-
	Higher Secondary		1		3	4	4	-	-	4	-
	Total		40	107	5	23	175	157	14	4	175
Girls	Primary	17	98	12	12	139	118	20	1	139	-
	Middle	6	4		5	15	12	3	-	15	-
	Elementary					-				-	-
	Secondary	13	3		11	27	19	4	4	27	-
	Higher Secondary	1			5	6	4	-	2	6	-
	Total		37	105	12	33	187	153	27	7	187
Mixed	Primary	79	385	28	27	519	476	39	4	519	1
	Middle	4	19	1	14	38	29	1	8	38	1
	Elementary		1			1	1	-	-	1	-
	Secondary	3	7		8	18	14	1	3	18	-
	Higher Secondary		2		3	5	5	-	-	5	-
	Total		86	414	29	52	581	525	41	15	581
Total	Primary	112	579	45	43	779	704	69	6	779	1
	Middle	19	28	1	22	70	55	6	9	70	1
	Elementary	-	1	-	-	1	1	-	-	1	-
	Secondary	31	15	-	32	78	62	7	9	78	-
	Higher Secondary	1	3	-	11	15	13	-	2	15	-
Grand Total		163	626	46	108	943	835	82	26	943	2

**Enrolment : Gender, Level and Class Stage wise**
**5**

District : Hyderabad	Boys Enrolment Class Stages wise						Girls Enrolment Class Stages wise						Grand Total	
	School Level	Kachi	I to V	VI to VIII	IX to X	XI to XII	Total	Kachi	I to V	VI to VIII	IX to X	XI to XII		Total
Primary	6,000	34,282					40,282	6,553	27,594	804			34,951	75,233
Middle	835	5,688	2,787	262			9,572	1,140	5,058	3,366	363		9,927	19,499
Elementary			65				65	17	31	14			62	127
Secondary	539	3,755	8,560	7,231	149		20,234	697	3,887	10,302	8,442	105	23,433	43,667
Higher Secondary	76	613	2,473	2,171	2,334		7,667	228	1,329	3,300	2,709	1,243	8,809	16,476
Grand Total	7,450	44,338	13,885	9,664	2,483		77,820	8,635	37,899	17,786	11,514	1,348	77,182	155,002

Source: SEMIS Census 2013 - 2014

Sindh Education Management Information System (SEMIS)

**Teachers : Level and Type of Post wise**
**6**

District : Hyderabad		Teaching Staff by Type of Post									Grand
Teacher Gender	School Level	Govt. Regular	Govt. Contract	SMC	NCHD	ESRA / US Aid	UNICEF	Other Donor	Volunteer	Not Provided	Total
Male	Primary	2,057	14					2			2,073
	Middle	675	18								693
	Elementary	9									9
	Secondary	1,355	46			1		1			1,403
	Higher Secondary	301	6								307
	Total	4,397	84	-	-	1	-	3	-	-	4,485
Female	Primary	1,546	21	1				3	7		1,578
	Middle	709	10								719
	Elementary	3									3
	Secondary	1,437	38								1,475
	Higher Secondary	375	5								380
	Total	4,070	74	1	-	-	-	3	7	-	4,155
Total	Primary	3,603	35	1	-	-	-	5	7	-	3,651
	Middle	1,384	28	-	-	-	-	-	-	-	1,412
	Elementary	12	-	-	-	-	-	-	-	-	12
	Secondary	2,792	84	-	-	1	-	1	-	-	2,878
	Higher Secondary	676	11	-	-	-	-	-	-	-	687
Grand Total		8,467	158	1	-	1	-	6	7	-	8,640



**Teachers : Gender and Professional Training wise**
**7**

District : Hyderabad		Teaching Staff by Professional Training wise							Grand Total
Teacher Gender	School Level	PTC	C.T	B. Ed	M. Ed	Other	Untrained	Not Provided	Total
Male	Primary	1,283	139	528	115	1	4	3	2,073
	Middle	237	95	188	90	70	13		693
	Elementary	4		1	2	2			9
	Secondary	80	109	345	595	250	24		1,403
	Higher Secondary	16	16	61	169	33	11	1	307
	Total		1,620	359	1,123	971	356	52	4
Female	Primary	750	142	477	194	7	7	1	1,578
	Middle	203	70	233	180	24	9		719
	Elementary	1			1	1			3
	Secondary	134	118	406	733	57	22	5	1,475
	Higher Secondary	36	25	152	149	15	3		380
	Total		1,124	355	1,268	1,257	104	41	6
Total	Primary	2,033	281	1,005	309	8	11	4	3,651
	Middle	440	165	421	270	94	22	-	1,412
	Elementary	5	-	1	3	3	-	-	12
	Secondary	214	227	751	1,328	307	46	5	2,878
	Higher Secondary	52	41	213	318	48	14	1	687
Grand Total		2,744	714	2,391	2,228	460	93	10	8,640

**Schools Building Facilities : Gender and Level wise**
**8**

District : Hyderabad		Schools by Building							Total Schools	Total Number of Classrooms
		Other Ownership	Govt. Ownership				Rental	Shelterless (No Build / No Info)		
			Satisfactory	Repairable	Dangerous	No Info				
School Gender	School Level									
Boys	Primary	-	40	62	16	-	2	1	121	401
	Middle	-	14	3	-	-	-	-	17	94
	Elementary									
	Secondary	3	15	9	5	-	1	-	33	363
	Higher Secondary	-	1	3	-	-	-	-	4	74
	Total		3	70	77	21	-	3	1	175
Girls	Primary	2	47	61	26	1	1	1	139	458
	Middle	-	13	2	-	-	-	-	15	111
	Elementary									
	Secondary	-	14	12	1	-	-	-	27	377
	Higher Secondary	-	4	2	-	-	-	-	6	85
	Total		2	78	77	27	1	1	1	187
Mixed	Primary	16	183	238	59	-	6	17	519	1,376
	Middle	-	15	21	2	-	-	-	38	344
	Elementary	-	-	1	-	-	-	-	1	9
	Secondary	-	6	10	2	-	-	-	18	257
	Higher Secondary	-	2	3	-	-	-	-	5	69
	Total		16	206	273	63	-	6	17	581
Total	Primary	18	270	361	101	1	9	19	779	2,235
	Middle	-	42	26	2	-	-	-	70	549
	Elementary	-	-	1	-	-	-	-	1	9
	Secondary	3	35	31	8	-	1	-	78	997
	Higher Secondary	-	7	8	-	-	-	-	15	228
Grand Total		21	354	427	111	1	10	19	943	4,018

Note : Closed Schools Included

Source: SEMIS Census 2013 - 2014

Sindh Education Management Information System (SEMIS)

District : Hyderabad			Schools having Basic Facilities					Schools having	
School Gender	School Level	Schools	Electricity	Toilets	Drinking Water	Boundary Wall	Play Ground	Library	Science Lab
Boys	Primary	121	100	102	82	100	20	-	-
	Middle	17	14	15	14	14	3	-	-
	Elementary								
	Secondary	33	31	32	32	29	13	16	24
	Higher Secondary	4	4	4	4	3	3	4	4
	Total	175	149	153	132	146	39	20	28
Girls	Primary	139	102	82	71	122	57	-	-
	Middle	15	14	12	13	14	4	1	1
	Elementary								
	Secondary	27	27	26	25	26	15	10	16
	Higher Secondary	6	6	6	6	6	4	2	6
	Total	187	149	126	115	168	80	13	23
Mixed	Primary	519	343	419	311	408	123	2	-
	Middle	38	34	37	29	35	12	1	1
	Elementary	1	1	1	1	1	1	-	-
	Secondary	18	17	16	17	17	5	5	9
	Higher Secondary	5	5	5	5	5	2	3	4
	Total	581	400	478	363	466	143	11	14
Total	Primary	779	545	603	464	630	200	2	-
	Middle	70	62	64	56	63	19	2	2
	Elementary	1	1	1	1	1	1	-	-
	Secondary	78	75	74	74	72	33	31	49
	Higher Secondary	15	15	15	15	14	9	9	14
Grand Total		943	698	757	610	780	262	44	65

Without Facilities / No Info	245	186	333	163	681	899	878
------------------------------	-----	-----	-----	-----	-----	-----	-----

Note : Closed Schools Included

Source: SEMIS Census 2013 - 2014

Sindh Education Management Information System (SEMIS)

**Schools with Advance Facilities : Gender and Level wise**
**10**

District : Hyderabad			Schools having / Received Facilities of			
School Gender	School Level	Schools	Functional SMC	Free Text Books	Construction Works	Campus Schools
Boys	Primary	121	117	110	15	-
	Middle	17	17	17	3	9
	Elementary					
	Secondary	33	33	23	14	6
	Higher Secondary	4	4	-	-	2
	Total	175	171	150	32	17
Girls	Primary	139	122	100	6	-
	Middle	15	15	13	2	9
	Elementary					
	Secondary	27	27	18	14	5
	Higher Secondary	6	6	5	3	2
	Total	187	170	136	25	16
Mixed	Primary	519	510	443	50	-
	Middle	38	36	34	4	30
	Elementary	1	1	1	1	1
	Secondary	18	18	14	4	14
	Higher Secondary	5	5	4	3	1
	Total	581	570	496	62	46
Total	Primary	779	749	653	71	-
	Middle	70	68	64	9	48
	Elementary	1	1	1	1	1
	Secondary	78	78	55	32	25
	Higher Secondary	15	15	9	6	5
Grand Total		943	911	782	119	79

Without Facilities / No Info

32

161

824

864

SMC = School Management Committee

Note : Closed Schools Included

Source: SEMIS Census 2013 - 2014

Sindh Education Management Information System (SEMIS)

## District : Hyderabad

School Gender	School Level	Student Chairs	Student Desks	Student Benches	Teachers Tables	Teachers Chairs	Fans	Computers
Boys	Primary	1,369	2,186	2,007	453	1,096	817	18
	Middle	215	442	315	94	177	203	4
	Elementary							
	Secondary	1,369	4,804	1,232	443	1,353	1,352	138
	Higher Secondary	250	1,272	178	96	580	296	82
	Total	3,203	8,704	3,732	1,086	3,206	2,668	242
Girls	Primary	1,454	2,240	1,772	408	907	783	17
	Middle	5	575	388	113	229	186	3
	Elementary							
	Secondary	3,993	4,850	794	624	1,388	1,271	107
	Higher Secondary	934	873	42	126	350	221	21
	Total	6,386	8,538	2,996	1,271	2,874	2,461	148
Mixed	Primary	2,632	7,056	6,383	1,496	3,589	2,789	59
	Middle	1,617	1,949	1,622	430	1,120	925	8
	Elementary	-	36	-	16	-	6	3
	Secondary	1,293	2,314	761	373	928	884	45
	Higher Secondary	1,326	835	281	115	246	321	50
	Total	6,868	12,190	9,047	2,430	5,883	4,925	165
Total	Primary	5,455	11,482	10,162	2,357	5,592	4,389	94
	Middle	1,837	2,966	2,325	637	1,526	1,314	15
	Elementary	-	36	-	16	-	6	3
	Secondary	6,655	11,968	2,787	1,440	3,669	3,507	290
	Higher Secondary	2,510	2,980	501	337	1,176	838	153
Grand Total		16,457	29,432	15,775	4,787	11,963	10,054	555

District : Hyderabad	No. of Schools				Enrolment			Teachers			School Status	
	Taluka Name	Boys	Girls	Mixed	Total	Boys	Girls	Total	Male	Female	Total	Functional
Hyderabad	90	98	329	517	29,344	18,391	47,735	1,237	305	1,542	488	29
Hyderabad City	39	46	105	190	23,292	30,777	54,069	1,673	1,950	3,623	190	0
Latifabad	34	33	103	170	17,953	21,500	39,453	1,243	1,297	2,540	169	1
Qasimabad	12	10	44	66	7,231	6,514	13,745	332	603	935	66	0
<b>District Total</b>	<b>175</b>	<b>187</b>	<b>581</b>	<b>943</b>	<b>77,820</b>	<b>77,182</b>	<b>155,002</b>	<b>4,485</b>	<b>4,155</b>	<b>8,640</b>	<b>913</b>	<b>30</b>

Source: SEMIS Census 2013 - 2014

Sindh Education Management Information System (SEMIS)