

SINDH Education Management Information System (SEMIS)

District Education Profile

DADU

2013 - 14



REFORM SUPPORT UNIT

Education and Literacy Department

Government of Sindh, Karachi

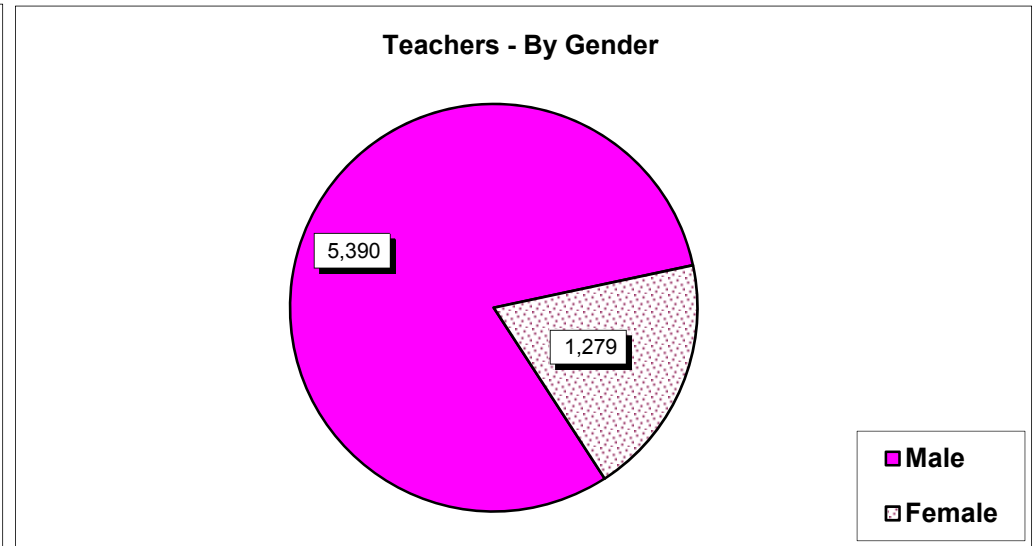
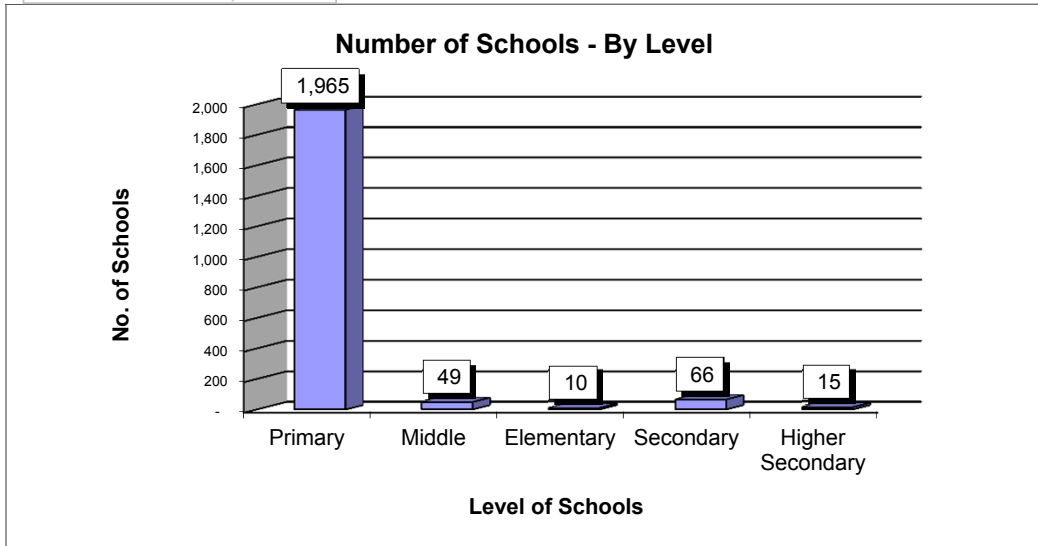
TABLE OF CONTENTS

District Dadu

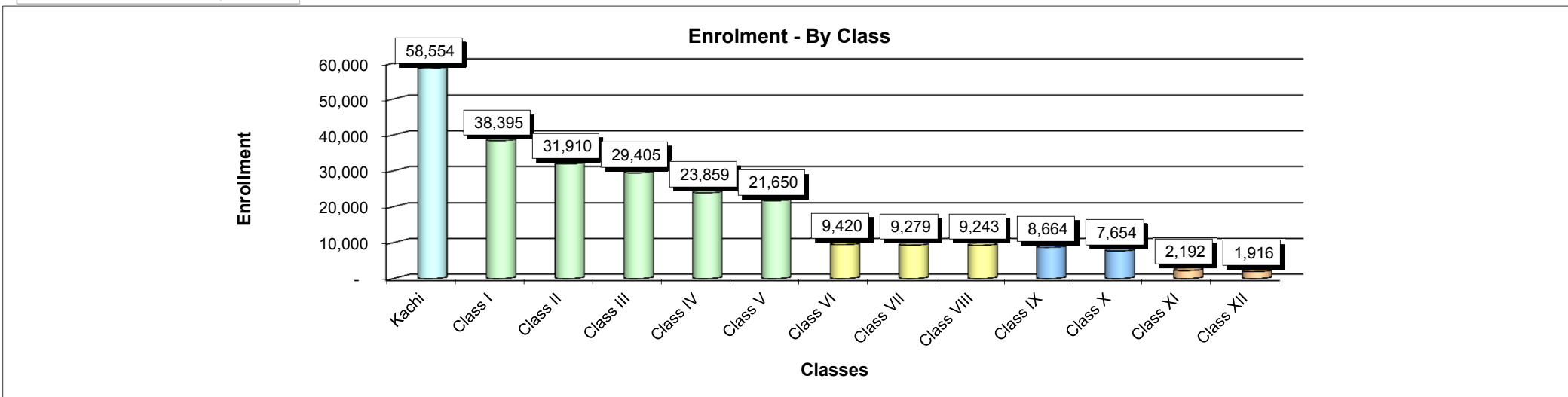
TOPICS		Page No
Graph	- Basic Education Summary	1
Summary	- Schools, Enrolment and Teachers by Gender and level wise.	2
Schools	- Gender, Level and Status wise.	3
	- Medium and Shift wise.	4
Enrolment	- Gender, Level and Classes stage wise.	5
Teachers	- Gender, Level and Type of Post wise	6
	- Gender, Level and Professional Training wise.	7
Buildings	- School Buildings Status Gender and Level wise.	8
Facilities	- Schools having Basic Facilities.	9
	- Schools having Advance Facilities.	10
	- Classroom Facilities Gender and level wise.	11
Taluka Summary	- Number of Schools, Enrolment , Teachers and School status	12

Total Schools : 2,105

Total Teachers : 6,669



Total Enrollment : 252,141



Basic Ratio ---- Students per Teachers : 38

Students per School : 120

Students per Classroom : 52

Teachers per School : 3

District : Dadu		No. of Schools	Enrolment			Teachers			Student per Teacher Ratio
School Gender	School Level	Total	Boys	Girls	Total	Male	Female	Total	
Boys	Primary	625	50,159	17,750	67,909	1,499	9	1,508	45
	Middle	16	899	237	1,136	79		79	14
	Elementary	1	70	-	70	4	1	5	14
	Secondary	23	12,568	821	13,389	473		473	28
	Higher Secondary	4	2,473	220	2,693	89		89	30
	Total		669	66,169	19,028	85,197	2,144	10	2,154
Girls	Primary	365	1,753	33,338	35,091	31	893	924	38
	Middle	12	-	1,158	1,158	1	34	35	33
	Elementary	5	-	889	889	1	23	24	37
	Secondary	15	10	8,116	8,126	1	235	236	34
	Higher Secondary	3	-	3,336	3,336		60	60	56
	Total		400	1,763	46,837	48,600	34	1,245	1,279
Mixed	Primary	975	63,941	32,419	96,360	2,447	18	2,465	39
	Middle	21	1,750	990	2,740	113	5	118	23
	Elementary	4	1,072	368	1,440	41		41	35
	Secondary	28	7,963	2,166	10,129	422	1	423	24
	Higher Secondary	8	6,689	986	7,675	189		189	41
	Total		1,036	81,415	36,929	118,344	3,212	24	3,236
Total	Primary	1,965	115,853	83,507	199,360	3,977	920	4,897	41
	Middle	49	2,649	2,385	5,034	193	39	232	22
	Elementary	10	1,142	1,257	2,399	46	24	70	34
	Secondary	66	20,541	11,103	31,644	896	236	1,132	28
	Higher Secondary	15	9,162	4,542	13,704	278	60	338	41
Grand Total		2,105	149,347	102,794	252,141	5,390	1,279	6,669	38

Schools : Gender, Level, Location and Status wise
3

District : Dadu		Urban Area			Rural Area			Total Schools		
School Gender	School Level	Functional	Closed	Total	Functional	Closed	Total	Functional	Closed	Total
Boys	Primary	19	4	23	531	71	602	550	75	625
	Middle	2	1	3	13		13	15	1	16
	Elementary	1		1			-	1	-	1
	Secondary	7		7	15	1	16	22	1	23
	Higher Secondary			-	4		4	4	-	4
	Total		29	5	34	563	72	635	592	77
Girls	Primary	47	3	50	241	74	315	288	77	365
	Middle	1	1	2	9	1	10	10	2	12
	Elementary			-	5		5	5	-	5
	Secondary	7		7	8		8	15	-	15
	Higher Secondary	2		2	1		1	3	-	3
	Total		57	4	61	264	75	339	321	79
Mixed	Primary	61	3	64	885	26	911	946	29	975
	Middle	2		2	18	1	19	20	1	21
	Elementary	1		1	3		3	4	-	4
	Secondary	2		2	26		26	28	-	28
	Higher Secondary			-	8		8	8	-	8
	Total		66	3	69	940	27	967	1,006	30
Total	Primary	127	10	137	1,657	171	1,828	1,784	181	1,965
	Middle	5	2	7	40	2	42	45	4	49
	Elementary	2	-	2	8	-	8	10	-	10
	Secondary	16	-	16	49	1	50	65	1	66
	Higher Secondary	2	-	2	13	-	13	15	-	15
	Grand Total		152	12	164	1,767	174	1,941	1,919	186

Note : Closed = Both Temporary (117) and Permanent (69) Closed Schools included

District : Dadu		Schools by Medium					Schools by Shift				Number of Branch Schools
School Gender	School Level	Urdu	Sindhi	English	Mixed	Total	Morning	Afternoon	Both	Total	
Boys	Primary	625				625	624	1	-	625	-
	Middle	16				16	16	-	-	16	-
	Elementary				1	1	1	-	-	1	-
	Secondary	23				23	23	-	-	23	-
	Higher Secondary	4				4	4	-	-	4	-
	Total		-	668	1	-	669	668	1	-	669
Girls	Primary	363			2	365	364	1	-	365	-
	Middle	12				12	12	-	-	12	-
	Elementary	5				5	5	-	-	5	-
	Secondary	14			1	15	15	-	-	15	-
	Higher Secondary	2			1	3	3	-	-	3	-
	Total		-	396	-	4	400	399	1	-	400
Mixed	Primary	6	965		4	975	975	-	-	975	-
	Middle		21			21	21	-	-	21	-
	Elementary		4			4	4	-	-	4	-
	Secondary		28			28	28	-	-	28	-
	Higher Secondary		8			8	8	-	-	8	-
	Total	6	1,026	-	4	1,036	1,036	-	-	1,036	-
Total	Primary	6	1,953	-	6	1,965	1,963	2	-	1,965	-
	Middle	-	49	-	-	49	49	-	-	49	-
	Elementary	-	9	1	-	10	10	-	-	10	-
	Secondary	-	65	-	1	66	66	-	-	66	-
	Higher Secondary	-	14	-	1	15	15	-	-	15	-
Grand Total		6	2,090	1	8	2,105	2,103	2	-	2,105	-

Enrolment : Gender, Level and Class Stage wise
5

District : Dadu	Boys Enrolment Class Stages wise						Girls Enrolment Class Stages wise						Grand Total		
	School Level	Kachi	I to V	VI to VIII	IX to X	XI to XII	Total	Kachi	I to V	VI to VIII	IX to X	XI to XII		Total	
Primary	32,465	83,302	86				115,853	24,849	58,573	85				83,507	199,360
Middle	213	540	1,824	72			2,649	274	613	1,464	34			2,385	5,034
Elementary	180	738	224				1,142	315	711	231				1,257	2,399
Secondary	136	292	12,096	8,017			20,541	122	450	6,515	4,016			11,103	31,644
Higher Secondary			3,629	2,935	2,598		9,162			1,788	1,244	1,510		4,542	13,704
Grand Total	32,994	84,872	17,859	11,024	2,598		149,347	25,560	60,347	10,083	5,294	1,510		102,794	252,141

Source: SEMIS Census 2013 - 2014

Sindh Education Management Information System (SEMIS)

Teachers : Level and Type of Post wise
6

District : Dadu		Teaching Staff by Type of Post									Grand Total
Teacher Gender	School Level	Govt. Regular	Govt. Contract	SMC	NCHD	ESRA / US Aid	UNICEF	Other Donor	Volunteer	Not Provided	
Male	Primary	3,878		2	79	1	7	8	2		3,977
	Middle	189	1		2			1			193
	Elementary	46									46
	Secondary	894	1		1						896
	Higher Secondary	278									278
	Total		5,285	2	2	82	1	7	9	2	-
Female	Primary	833		1	57	1	3	20	5		920
	Middle	34						5			39
	Elementary	17						7			24
	Secondary	235	1								236
	Higher Secondary	59	1								60
	Total		1,178	2	1	57	1	3	32	5	-
Total	Primary	4,711	-	3	136	2	10	28	7	-	4,897
	Middle	223	1	-	2	-	-	6	-	-	232
	Elementary	63	-	-	-	-	-	7	-	-	70
	Secondary	1,129	2	-	1	-	-	-	-	-	1,132
	Higher Secondary	337	1	-	-	-	-	-	-	-	338
Grand Total		6,463	4	3	139	2	10	41	7	-	6,669

Teachers : Gender and Professional Training wise
7

District : Dadu		Teaching Staff by Professional Training wise							Grand Total
Teacher Gender	School Level	PTC	C.T	B. Ed	M. Ed	Other	Untrained	Not Provided	Total
Male	Primary	2,088	230	1,325	233	1	53	47	3,977
	Middle	14	12	58	39	68	1	1	193
	Elementary	14	2	15	8	6	1		46
	Secondary	11	37	198	450	178	11	11	896
	Higher Secondary	1	13	44	151	55	12	2	278
	Total		2,128	294	1,640	881	308	78	61
Female	Primary	475	47	210	110	4	20	54	920
	Middle	6	1	9	14	3	6		39
	Elementary	4		7	6			7	24
	Secondary	2	4	45	142	35	7	1	236
	Higher Secondary		2	3	50	5			60
	Total		487	54	274	322	47	33	62
Total	Primary	2,563	277	1,535	343	5	73	101	4,897
	Middle	20	13	67	53	71	7	1	232
	Elementary	18	2	22	14	6	1	7	70
	Secondary	13	41	243	592	213	18	12	1,132
	Higher Secondary	1	15	47	201	60	12	2	338
Grand Total		2,615	348	1,914	1,203	355	111	123	6,669

District : Dadu		Schools by Building							Total Schools	Total Number of Classrooms
		Other Ownership	Govt. Ownership				Rental	Shelterless (No Build / No Info)		
			Satisfactory	Repairable	Dangerous	No Info				
School Gender	School Level									
Boys	Primary	3	205	238	97	-	1	81	625	1,398
	Middle	-	3	6	5	-	-	2	16	46
	Elementary	1	-	-	-	-	-	-	1	3
	Secondary	-	4	14	3	1	1	-	23	181
	Higher Secondary	-	2	2	-	-	-	-	4	34
	Total		4	214	260	105	1	2	83	669
Girls	Primary	14	91	164	51	2	3	40	365	787
	Middle	-	4	4	4	-	-	-	12	42
	Elementary	-	2	3	-	-	-	-	5	18
	Secondary	-	6	6	3	-	-	-	15	119
	Higher Secondary	-	2	1	-	-	-	-	3	20
	Total		14	105	178	58	2	3	40	400
Mixed	Primary	14	281	399	155	-	5	121	975	1,831
	Middle	2	4	9	3	-	-	3	21	70
	Elementary	-	1	3	-	-	-	-	4	33
	Secondary	-	4	19	5	-	-	-	28	173
	Higher Secondary	-	2	6	-	-	-	-	8	99
	Total		16	292	436	163	-	5	124	1,036
Total	Primary	31	577	801	303	2	9	242	1,965	4,016
	Middle	2	11	19	12	-	-	5	49	158
	Elementary	1	3	6	-	-	-	-	10	54
	Secondary	-	14	39	11	1	1	-	66	473
	Higher Secondary	-	6	9	-	-	-	-	15	153
Grand Total		34	611	874	326	3	10	247	2,105	4,854

Note : Closed Schools Included

Source: SEMIS Census 2013 - 2014

Sindh Education Management Information System (SEMIS)

Schools with Basic Facilities : Gender and Level wise
9

District : Dadu			Schools having Basic Facilities					Schools having	
School Gender	School Level	Schools	Electricity	Toilets	Drinking Water	Boundary Wall	Play Ground	Library	Science Lab
Boys	Primary	625	301	314	237	391	54	1	-
	Middle	16	8	9	7	11	3	-	-
	Elementary	1	1	1	1	-	-	-	-
	Secondary	23	18	21	14	20	8	6	7
	Higher Secondary	4	4	4	3	4	1	1	3
	Total	669	332	349	262	426	66	8	10
Girls	Primary	365	169	155	122	285	22	-	-
	Middle	12	9	7	8	10	1	-	-
	Elementary	5	5	5	5	5	2	-	-
	Secondary	15	14	13	11	15	7	2	4
	Higher Secondary	3	3	2	2	3	2	1	2
	Total	400	200	182	148	318	34	3	6
Mixed	Primary	975	508	510	392	609	113	-	-
	Middle	21	11	12	12	12	3	-	-
	Elementary	4	4	3	3	4	-	-	-
	Secondary	28	25	27	23	24	8	6	7
	Higher Secondary	8	8	8	7	8	5	5	5
	Total	1,036	556	560	437	657	129	11	12
Total	Primary	1,965	978	979	751	1,285	189	1	-
	Middle	49	28	28	27	33	7	-	-
	Elementary	10	10	9	9	9	2	-	-
	Secondary	66	57	61	48	59	23	14	18
	Higher Secondary	15	15	14	12	15	8	7	10
Grand Total		2,105	1,088	1,091	847	1,401	229	22	28

Without Facilities / No Info

1,017

1,014

1,258

704

1,876

2,083

2,077

Note : Closed Schools Included

Source: SEMIS Census 2013 - 2014

Sindh Education Management Information System (SEMIS)

Schools with Advance Facilities : Gender and Level wise
10

District : Dadu			Schools having / Received Facilities of			
School Gender	School Level	Schools	Functional SMC	Free Text Books	Construction Works	Campus Schools
Boys	Primary	625	487	551	22	3
	Middle	16	15	14	2	-
	Elementary	1	1	-	-	-
	Secondary	23	21	21	1	1
	Higher Secondary	4	4	4	-	-
	Total	669	528	590	25	4
Girls	Primary	365	224	285	10	1
	Middle	12	8	10	-	-
	Elementary	5	3	5	-	-
	Secondary	15	14	15	2	-
	Higher Secondary	3	3	3	-	-
	Total	400	252	318	12	1
Mixed	Primary	975	881	946	37	1
	Middle	21	19	20	-	1
	Elementary	4	4	4	1	-
	Secondary	28	27	28	2	1
	Higher Secondary	8	8	8	-	-
	Total	1,036	939	1,006	40	3
Total	Primary	1,965	1,592	1,782	69	5
	Middle	49	42	44	2	1
	Elementary	10	8	9	1	-
	Secondary	66	62	64	5	2
	Higher Secondary	15	15	15	-	-
Grand Total		2,105	1,719	1,914	77	8

Without Facilities / No Info	386	191	2,028	2,097
------------------------------	-----	-----	-------	-------

SMC = School Management Committee

Note : Closed Schools Included

Source: SEMIS Census 2013 - 2014

Sindh Education Management Information System (SEMIS)

District : Dadu

School Gender	School Level	Student Chairs	Student Desks	Student Benches	Teachers Tables	Teachers Chairs	Fans	Computers
Boys	Primary	618	4,533	7,533	889	2,500	1,561	9
	Middle	14	374	50	41	144	54	1
	Elementary	-	140	-	6	19	13	-
	Secondary	50	3,235	58	206	708	696	51
	Higher Secondary	-	625	18	68	236	138	34
	Total		682	8,907	7,659	1,210	3,607	2,462
Girls	Primary	605	2,311	3,234	392	1,121	518	2
	Middle	-	197	14	28	57	44	-
	Elementary	108	186	32	14	45	29	-
	Secondary	134	2,318	71	159	419	449	36
	Higher Secondary	100	740	70	21	142	184	27
	Total		947	5,752	3,421	614	1,784	1,224
Mixed	Primary	568	5,663	10,369	1,303	3,577	1,847	11
	Middle	59	617	152	58	175	91	2
	Elementary	70	154	122	33	60	48	3
	Secondary	167	2,713	45	201	783	583	52
	Higher Secondary	539	1,824	46	134	349	281	42
	Total		1,403	10,971	10,734	1,729	4,944	2,850
Total	Primary	1,791	12,507	21,136	2,584	7,198	3,926	22
	Middle	73	1,188	216	127	376	189	3
	Elementary	178	480	154	53	124	90	3
	Secondary	351	8,266	174	566	1,910	1,728	139
	Higher Secondary	639	3,189	134	223	727	603	103
Grand Total		3,032	25,630	21,814	3,553	10,335	6,536	270

District : Dadu		No. of Schools				Enrolment			Teachers			School Status	
Taluka Name		Boys	Girls	Mixed	Total	Boys	Girls	Total	Male	Female	Total	Functional	Closed
Dadu		232	138	275	645	44,056	35,608	79,664	1,922	551	2,473	600	45
Johi		115	81	297	493	24,780	15,412	40,192	851	148	999	411	82
K N Shah		171	93	232	496	36,729	24,806	61,535	1,374	183	1,557	444	52
Mehar		151	88	232	471	43,782	26,968	70,750	1,243	397	1,640	464	7
District Total		669	400	1,036	2,105	149,347	102,794	252,141	5,390	1,279	6,669	1,919	186

Source: SEMIS Census 2013 - 2014

Sindh Education Management Information System (SEMIS)