

SINDH Education Management Information System (SEMIS)

District Education Profile

BADIN

2013 - 14



REFORM SUPPORT UNIT

Education and Literacy Department

Government of Sindh, Karachi

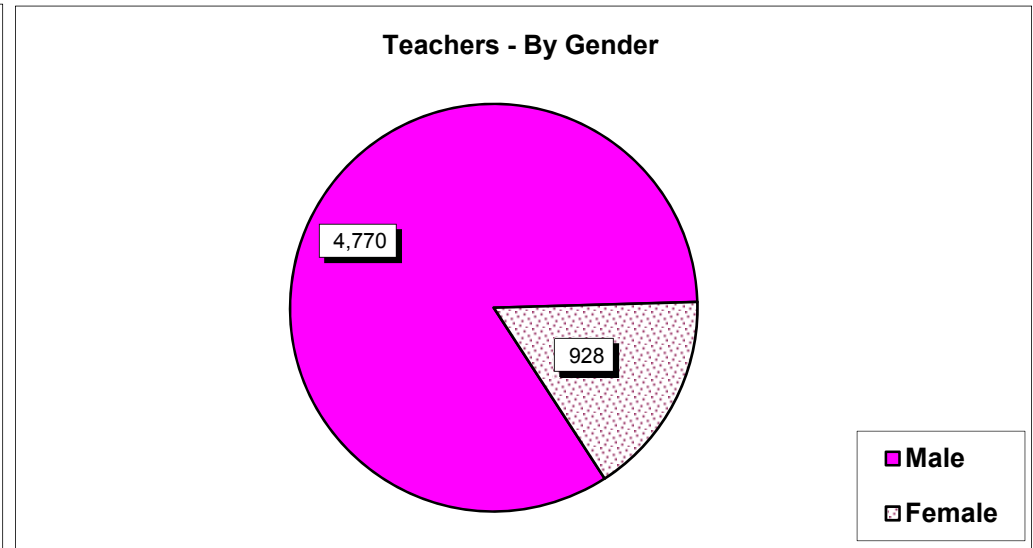
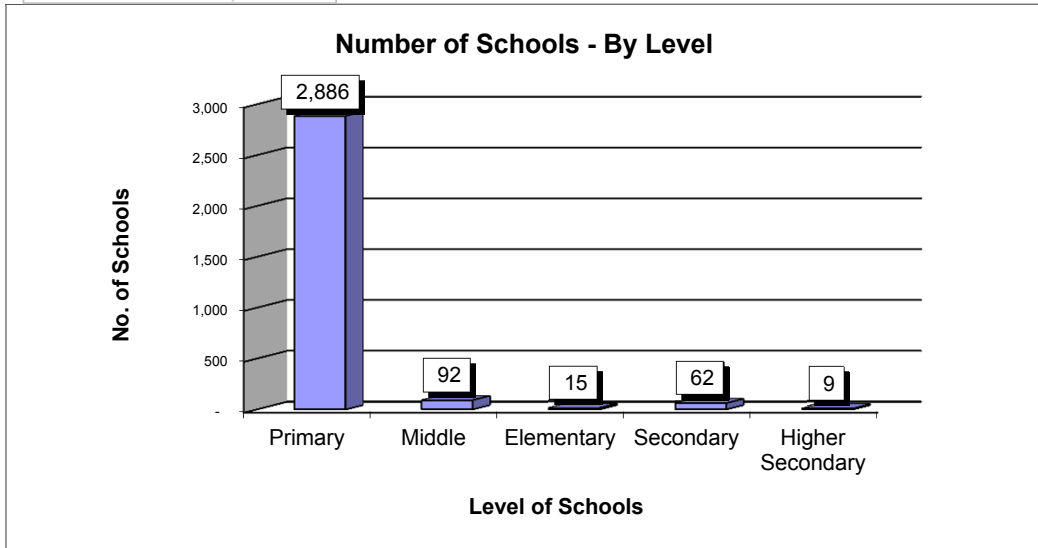
TABLE OF CONTENTS

District Badin

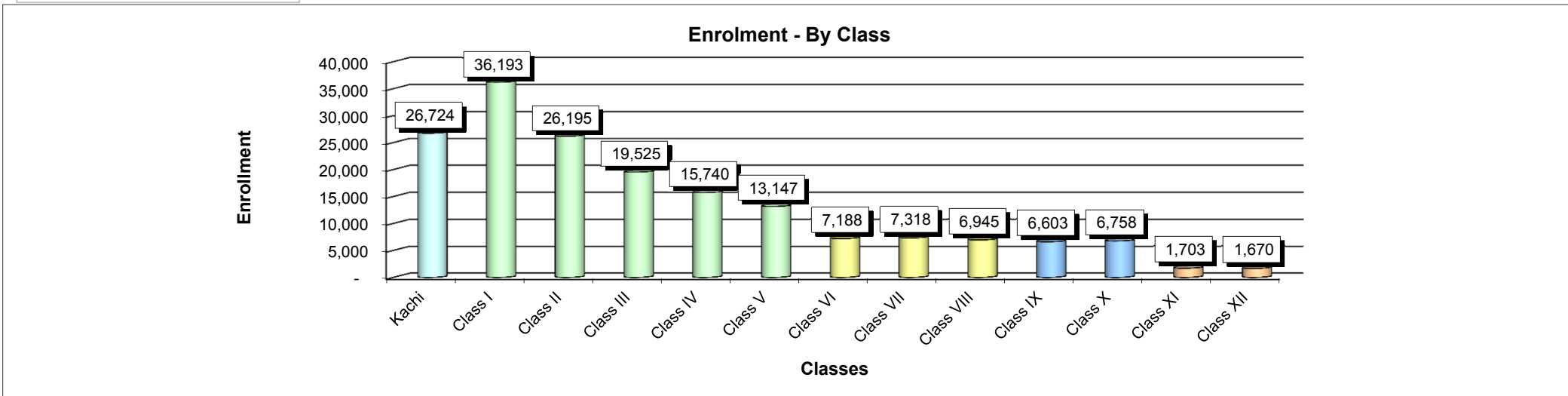
TOPICS		Page No
Graph	- Basic Education Summary	1
Summary	- Schools, Enrolment and Teachers by Gender and level wise.	2
Schools	- Gender, Level and Status wise.	3
	- Medium and Shift wise.	4
Enrolment	- Gender, Level and Classes stage wise.	5
Teachers	- Gender, Level and Type of Post wise	6
	- Gender, Level and Professional Training wise.	7
Buildings	- School Buildings Status Gender and Level wise.	8
Facilities	- Schools having Basic Facilities.	9
	- Schools having Advance Facilities.	10
	- Classroom Facilities Gender and level wise.	11
Taluka Summary	- Number of Schools, Enrolment , Teachers and School status	12

Total Schools : 3,064

Total Teachers : 5,698



Total Enrollment : 175,709



Basic Ratio ---- Students per Teachers : 31

Students per School : 57

Students per Classroom : 40

Teachers per School : 2

District : Badin		No. of Schools	Enrolment			Teachers			Student per Teacher Ratio
School Gender	School Level	Total	Boys	Girls	Total	Male	Female	Total	
Boys	Primary	577	23,217	3,897	27,114	915	14	929	29
	Middle	19	581	233	814	43		43	19
	Elementary	2	354	101	455	11		11	41
	Secondary	12	7,842	369	8,211	257	1	258	32
	Higher Secondary	4	5,652	533	6,185	120		120	52
	Total		614	37,646	5,133	42,779	1,346	15	1,361
Girls	Primary	347	314	17,114	17,428	86	553	639	27
	Middle	23	53	801	854	6	25	31	28
	Elementary	2	-	305	305		5	5	61
	Secondary	13	270	5,665	5,935	2	181	183	32
	Higher Secondary	2	-	1,113	1,113	1	39	40	28
	Total		387	637	24,998	25,635	95	803	898
Mixed	Primary	1,962	60,064	26,140	86,204	2,701	66	2,767	31
	Middle	50	2,081	887	2,968	124		124	24
	Elementary	11	1,531	514	2,045	56	5	61	34
	Secondary	37	9,619	3,931	13,550	403	39	442	31
	Higher Secondary	3	2,094	434	2,528	45		45	56
	Total		2,063	75,389	31,906	107,295	3,329	110	3,439
Total	Primary	2,886	83,595	47,151	130,746	3,702	633	4,335	30
	Middle	92	2,715	1,921	4,636	173	25	198	23
	Elementary	15	1,885	920	2,805	67	10	77	36
	Secondary	62	17,731	9,965	27,696	662	221	883	31
	Higher Secondary	9	7,746	2,080	9,826	166	39	205	48
Grand Total		3,064	113,672	62,037	175,709	4,770	928	5,698	31

Schools : Gender, Level, Location and Status wise
3

District : Badin		Urban Area			Rural Area			Total Schools		
School Gender	School Level	Functional	Closed	Total	Functional	Closed	Total	Functional	Closed	Total
Boys	Primary	59	6	65	456	56	512	515	62	577
	Middle	2		2	11	6	17	13	6	19
	Elementary			-	2		2	2	-	2
	Secondary	4		4	8		8	12	-	12
	Higher Secondary	2		2	2		2	4	-	4
	Total		67	6	73	479	62	541	546	68
Girls	Primary	36	1	37	230	80	310	266	81	347
	Middle	3		3	13	7	20	16	7	23
	Elementary			-	2		2	2	-	2
	Secondary	6		6	7		7	13	-	13
	Higher Secondary	2		2			-	2	-	2
	Total		47	1	48	252	87	339	299	88
Mixed	Primary	113	2	115	1,734	113	1,847	1,847	115	1,962
	Middle	1	1	2	43	5	48	44	6	50
	Elementary			-	11		11	11	-	11
	Secondary	2		2	35		35	37	-	37
	Higher Secondary	1		1	2		2	3	-	3
	Total		117	3	120	1,825	118	1,943	1,942	121
Total	Primary	208	9	217	2,420	249	2,669	2,628	258	2,886
	Middle	6	1	7	67	18	85	73	19	92
	Elementary	-	-	-	15	-	15	15	-	15
	Secondary	12	-	12	50	-	50	62	-	62
	Higher Secondary	5	-	5	4	-	4	9	-	9
	Grand Total		231	10	241	2,556	267	2,823	2,787	277

Note : Closed = Both Temporary (181) and Permanent (96) Closed Schools included

District : Badin		Schools by Medium					Schools by Shift				Number of Branch Schools
School Gender	School Level	Urdu	Sindhi	English	Mixed	Total	Morning	Afternoon	Both	Total	
Boys	Primary	9	495		73	577	573	2	2	577	3
	Middle	1	11		7	19	18	1	-	19	2
	Elementary		2			2	2	-	-	2	-
	Secondary		9		3	12	11	1	-	12	-
	Higher Secondary		1			3	4	-	-	4	-
	Total		10	518	-	86	614	608	4	2	614
Girls	Primary	21	232		94	347	339	8	-	347	-
	Middle	1	14		8	23	21	2	-	23	1
	Elementary	2				2	2	-	-	2	-
	Secondary		8		5	13	13	-	-	13	-
	Higher Secondary				2	2	2	-	-	2	-
	Total		24	254	-	109	387	377	10	-	387
Mixed	Primary	26	1,781		155	1,962	1,957	2	3	1,962	4
	Middle		42		8	50	50	-	-	50	8
	Elementary		10		1	11	11	-	-	11	-
	Secondary		29		8	37	37	-	-	37	-
	Higher Secondary				3	3	3	-	-	3	-
	Total		26	1,862	-	175	2,063	2,058	2	3	2,063
Total	Primary	56	2,508	-	322	2,886	2,869	12	5	2,886	7
	Middle	2	67	-	23	92	89	3	-	92	11
	Elementary	2	12	-	1	15	15	-	-	15	-
	Secondary	-	46	-	16	62	61	1	-	62	-
	Higher Secondary	-	1	-	8	9	9	-	-	9	-
Grand Total		60	2,634	-	370	3,064	3,043	16	5	3,064	18

Enrolment : Gender, Level and Class Stage wise
5

District : Badin	Boys Enrolment Class Stages wise						Girls Enrolment Class Stages wise						Grand Total		
	School Level	Kachi	I to V	VI to VIII	IX to X	XI to XII	Total	Kachi	I to V	VI to VIII	IX to X	XI to XII		Total	
Primary	15,989	67,477	129				83,595	9,542	37,463	146				47,151	130,746
Middle	12	80	2,395	228			2,715	6	32	1,806	77			1,921	4,636
Elementary	323	932	620	10			1,885	209	448	253	10			920	2,805
Secondary	244	1,531	8,590	6,677	689		17,731	234	2,043	4,191	3,313	184		9,965	27,696
Higher Secondary	141	639	2,647	2,400	1,919		7,746	24	155	674	646	581		2,080	9,826
Grand Total	16,709	70,659	14,381	9,315	2,608		113,672	10,015	40,141	7,070	4,046	765		62,037	175,709

Source: SEMIS Census 2013 - 2014

Sindh Education Management Information System (SEMIS)

Teachers : Level and Type of Post wise
6

District : Badin		Teaching Staff by Type of Post									Grand
Teacher Gender	School Level	Govt. Regular	Govt. Contract	SMC	NCHD	ESRA / US Aid	UNICEF	Other Donor	Volunteer	Not Provided	Total
Male	Primary	3,166	15	2	436	1	4	17	56	5	3,702
	Middle	157	5			2		8	1		173
	Elementary	58			7					2	67
	Secondary	600	15		5	1		36	2	3	662
	Higher Secondary	158	5					1		2	166
	Total	4,139	40	2	448	4	4	62	59	12	4,770
Female	Primary	436	2		142			37	16		633
	Middle	21			1			1	2		25
	Elementary	4			3			2		1	10
	Secondary	186	6		7			21		1	221
	Higher Secondary	36	1					2			39
	Total	683	9	-	153	-	-	63	18	-	928
Total	Primary	3,602	17	2	578	1	4	54	72	5	4,335
	Middle	178	5	-	1	2	-	9	3	-	198
	Elementary	62	-	-	10	-	-	2	-	3	77
	Secondary	786	21	-	12	1	-	57	2	4	883
	Higher Secondary	194	6	-	-	-	-	3	-	2	205
Grand Total		4,822	49	2	601	4	4	125	77	14	5,698

Teachers : Gender and Professional Training wise
7

District : Badin		Teaching Staff by Professional Training wise							Grand Total
Teacher Gender	School Level	PTC	C.T	B. Ed	M. Ed	Other	Untrained	Not Provided	Total
Male	Primary	2,321	68	702	89	51	449	22	3,702
	Middle	23	13	62	35	28	12		173
	Elementary	29	2	20	6	2	8		67
	Secondary	36	24	193	287	89	30	3	662
	Higher Secondary	4	6	44	90	17	4	1	166
	Total		2,413	113	1,021	507	187	503	26
Female	Primary	270	8	163	27	15	143	7	633
	Middle	3		6	8	3	5		25
	Elementary	6		1			2	1	10
	Secondary	21	9	81	79	10	21		221
	Higher Secondary		1	7	28	3			39
	Total		300	18	258	142	31	171	8
Total	Primary	2,591	76	865	116	66	592	29	4,335
	Middle	26	13	68	43	31	17	-	198
	Elementary	35	2	21	6	2	10	1	77
	Secondary	57	33	274	366	99	51	3	883
	Higher Secondary	4	7	51	118	20	4	1	205
Grand Total		2,713	131	1,279	649	218	674	34	5,698

Schools Building Facilities : Gender and Level wise
8

District : Badin		Schools by Building							Total Schools	Total Number of Classrooms
		Other Ownership	Govt. Ownership				Rental	Shelterless (No Build / No Info)		
			Satisfactory	Repairable	Dangerous	No Info				
School Gender	School Level									
Boys	Primary	28	222	105	64	43	-	115	577	737
	Middle	1	7	5	-	6	-	-	19	62
	Elementary	1	-	1	-	-	-	-	2	5
	Secondary	1	6	5	-	-	-	-	12	142
	Higher Secondary	-	1	3	-	-	-	-	4	93
	Total		31	236	119	64	49	-	115	614
Girls	Primary	9	108	83	36	50	-	61	347	551
	Middle	-	11	5	-	6	-	1	23	52
	Elementary	-	1	-	1	-	-	-	2	5
	Secondary	-	7	6	-	-	-	-	13	135
	Higher Secondary	-	2	-	-	-	-	-	2	21
	Total		9	129	94	37	56	-	62	387
Mixed	Primary	121	694	388	198	67	1	493	1,962	2,048
	Middle	1	23	17	3	5	-	1	50	141
	Elementary	1	5	5	-	-	-	-	11	43
	Secondary	-	23	13	1	-	-	-	37	293
	Higher Secondary	-	3	-	-	-	-	-	3	31
	Total		123	748	423	202	72	1	494	2,063
Total	Primary	158	1,024	576	298	160	1	669	2,886	3,336
	Middle	2	41	27	3	17	-	2	92	255
	Elementary	2	6	6	1	-	-	-	15	53
	Secondary	1	36	24	1	-	-	-	62	570
	Higher Secondary	-	6	3	-	-	-	-	9	145
Grand Total		163	1,113	636	303	177	1	671	3,064	4,359

Note : Closed Schools Included

Source: SEMIS Census 2013 - 2014

Sindh Education Management Information System (SEMIS)

Schools with Basic Facilities : Gender and Level wise
9

District : Badin			Schools having Basic Facilities					Schools having	
School Gender	School Level	Schools	Electricity	Toilets	Drinking Water	Boundary Wall	Play Ground	Library	Science Lab
Boys	Primary	577	518	363	355	290	135	3	-
	Middle	19	13	16	12	12	5	-	-
	Elementary	2	2	2	2	2	1	-	-
	Secondary	12	12	11	11	10	5	1	5
	Higher Secondary	4	4	4	4	3	3	4	4
	Total	614	549	396	384	317	149	8	9
Girls	Primary	347	277	229	177	239	63	3	-
	Middle	23	19	20	13	19	8	2	-
	Elementary	2	2	1	-	2	1	1	-
	Secondary	13	13	13	13	12	11	-	4
	Higher Secondary	2	2	2	2	2	1	2	2
	Total	387	313	265	205	274	84	8	6
Mixed	Primary	1,962	1,861	1,151	1,230	757	453	3	1
	Middle	50	44	45	34	35	18	1	-
	Elementary	11	11	9	11	9	9	1	-
	Secondary	37	37	35	36	31	18	10	17
	Higher Secondary	3	3	3	3	3	3	2	3
	Total	2,063	1,956	1,243	1,314	835	501	17	21
Total	Primary	2,886	2,656	1,743	1,762	1,286	651	9	1
	Middle	92	76	81	59	66	31	3	-
	Elementary	15	15	12	13	13	11	2	-
	Secondary	62	62	59	60	53	34	11	26
	Higher Secondary	9	9	9	9	8	7	8	9
Grand Total		3,064	2,818	1,904	1,903	1,426	734	33	36
Without Facilities / No Info			246	1,160	1,161	1,638	2,330	3,031	3,028

Note : Closed Schools Included

Source: SEMIS Census 2013 - 2014

Sindh Education Management Information System (SEMIS)

Schools with Advance Facilities : Gender and Level wise
10

District : Badin			Schools having / Received Facilities of			
School Gender	School Level	Schools	Functional SMC	Free Text Books	Construction Works	Campus Schools
Boys	Primary	577	505	415	87	-
	Middle	19	12	10	4	1
	Elementary	2	2	1	1	-
	Secondary	12	12	10	6	2
	Higher Secondary	4	4	4	4	1
	Total	614	535	440	102	4
Girls	Primary	347	218	209	35	-
	Middle	23	14	13	5	1
	Elementary	2	2	1	-	-
	Secondary	13	12	11	2	4
	Higher Secondary	2	2	2	-	-
	Total	387	248	236	42	5
Mixed	Primary	1,962	1,788	1,569	285	1
	Middle	50	42	36	8	1
	Elementary	11	11	9	2	1
	Secondary	37	36	30	11	8
	Higher Secondary	3	3	3	2	-
	Total	2,063	1,880	1,647	308	11
Total	Primary	2,886	2,511	2,193	407	1
	Middle	92	68	59	17	3
	Elementary	15	15	11	3	1
	Secondary	62	60	51	19	14
	Higher Secondary	9	9	9	6	1
Grand Total		3,064	2,663	2,323	452	20

Without Facilities / No Info	401	741	2,612	3,044
------------------------------	-----	-----	-------	-------

SMC = School Management Committee

Note : Closed Schools Included

Source: SEMIS Census 2013 - 2014

Sindh Education Management Information System (SEMIS)

District : Badin

School Gender	School Level	Student Chairs	Student Desks	Student Benches	Teachers Tables	Teachers Chairs	Fans	Computers
Boys	Primary	622	1,801	5,158	884	1,741	959	34
	Middle	62	328	81	57	130	109	10
	Elementary	46	5	47	4	23	18	16
	Secondary	1,761	1,454	326	194	532	472	204
	Higher Secondary	554	659	199	91	299	251	97
	Total	3,045	4,247	5,811	1,230	2,725	1,809	361
Girls	Primary	503	2,742	2,448	503	968	860	99
	Middle	40	371	104	43	104	85	34
	Elementary	-	52	4	9	14	22	-
	Secondary	886	1,264	153	165	365	407	195
	Higher Secondary	294	115	16	13	27	59	47
	Total	1,723	4,544	2,725	733	1,478	1,433	375
Mixed	Primary	1,220	4,342	16,111	2,851	5,552	2,439	175
	Middle	176	983	176	124	298	248	62
	Elementary	105	294	246	56	107	98	34
	Secondary	1,628	2,500	781	407	1,045	1,099	329
	Higher Secondary	1,013	166	238	43	130	57	37
	Total	4,142	8,285	17,552	3,481	7,132	3,941	637
Total	Primary	2,345	8,885	23,717	4,238	8,261	4,258	308
	Middle	278	1,682	361	224	532	442	106
	Elementary	151	351	297	69	144	138	50
	Secondary	4,275	5,218	1,260	766	1,942	1,978	728
	Higher Secondary	1,861	940	453	147	456	367	181
Grand Total		8,910	17,076	26,088	5,444	11,335	7,183	1,373

District : Badin		No. of Schools				Enrolment			Teachers			School Status	
Taluka Name	Boys	Girls	Mixed	Total	Boys	Girls	Total	Male	Female	Total	Functional	Closed	
Badin	217	84	517	818	29,873	15,209	45,082	1,304	256	1,560	741	77	
Golarchi-S.F.Rao	115	76	376	567	15,658	8,515	24,173	647	96	743	496	71	
Matti	137	115	420	672	31,324	17,469	48,793	1,431	295	1,726	638	34	
Tando Bago	103	69	536	708	25,293	14,215	39,508	900	166	1,066	642	66	
Talhar	42	43	214	299	11,524	6,629	18,153	488	115	603	270	29	
District Total	614	387	2,063	3,064	113,672	62,037	175,709	4,770	928	5,698	2,787	277	

