

SINDH Education Management Information System (SEMIS)

District Education Profile

MIRPUR KHAS

2012 - 13



REFORM SUPPORT UNIT

Education and Literacy Department

Government of Sindh, Karachi

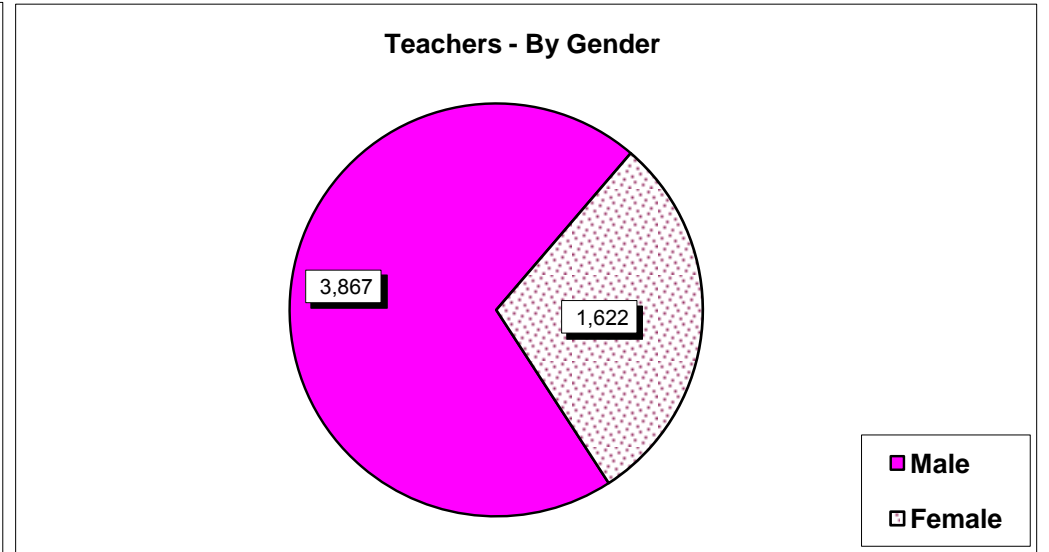
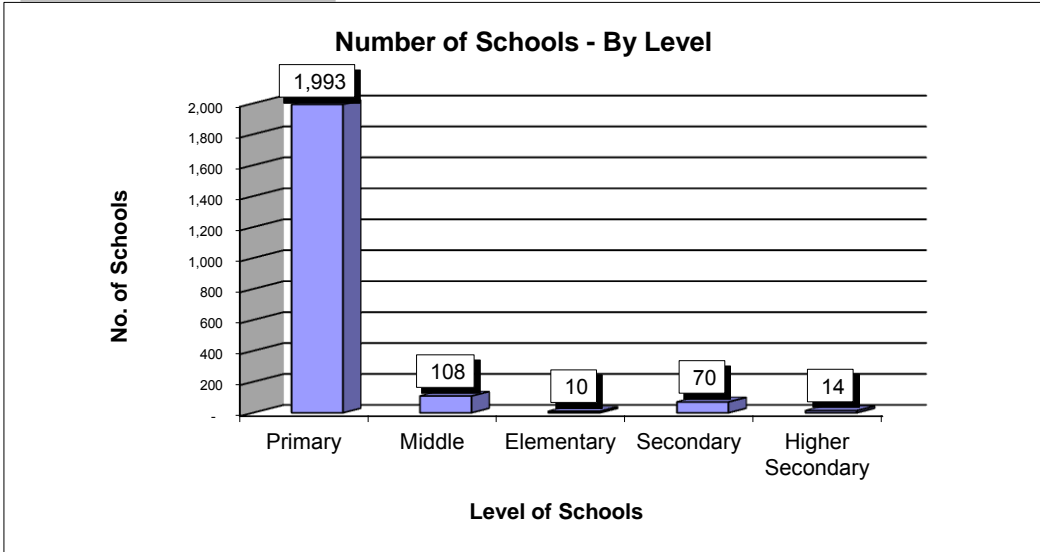
TABLE OF CONTENTS

District Mirpur Khas

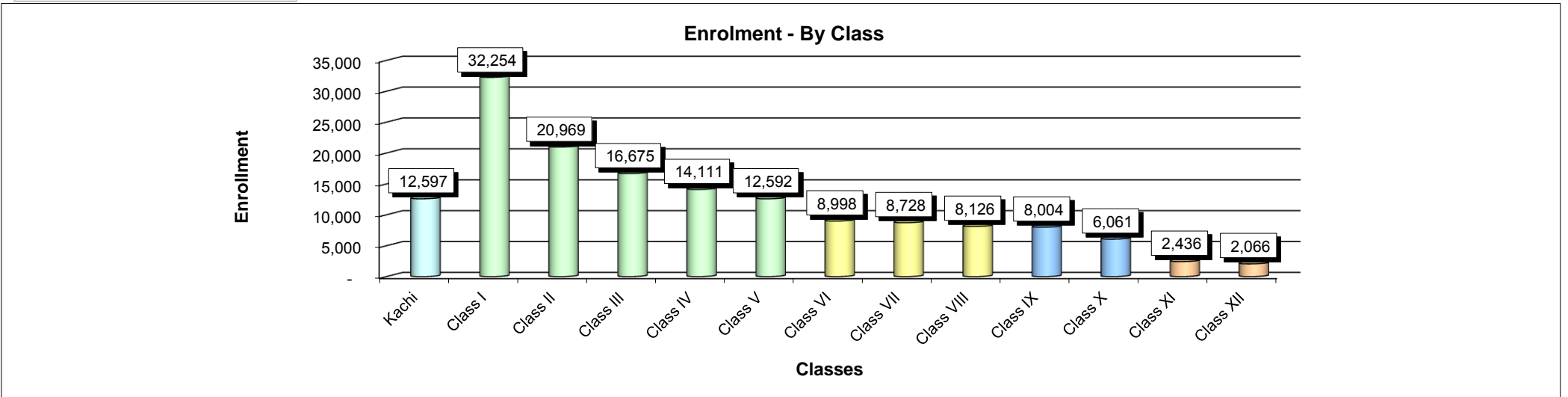
TOPICS		Page No
Graph	- Basic Education Summary	1
Summary	- Schools, Enrolment and Teachers by Gender and level wise.	2
Schools	- Gender, Level and Status wise.	3
	- Medium and Shift wise.	4
Enrolment	- Gender, Level and Classes stage wise.	5
Teachers	- Gender, Level and Type of Post wise	6
	- Gender, Level and Professional Training wise.	7
Buildings	- School Buildings Status Gender and Level wise.	8
Facilities	- Schools having Basic Facilities.	9
	- Schools having Advance Facilities.	10
	- Classroom Facilities Gender and level wise.	11
Taluka Summary	- Number of Schools, Enrolment , Teachers and School status	12

Total Schools : 2,195

Total Teachers : 5,489



Total Enrollment : 153,617



Basic Ratio ---- Students per Teachers : 28

Students per School : 70

Students per Classroom : 36

Teachers per School : 3

District : Mirpur Khas		No. of Schools	Enrolment			Teachers			Student per Teacher Ratio
School Gender	School Level	Total	Boys	Girls	Total	Male	Female	Total	
Boys	Primary	439	22,036	1,452	23,488	780	8	788	30
	Middle	32	984	99	1,083	61		61	18
	Elementary	3	359	47	406	9		9	45
	Secondary	21	8,659	73	8,732	341		341	26
	Higher Secondary	6	6,108	23	6,131	176	8	184	33
	Total	501	38,146	1,694	39,840	1,367	16	1,383	29
Girls	Primary	300	873	16,676	17,549	13	683	696	25
	Middle	30	-	1,374	1,374	1	52	53	26
	Elementary	2	-	70	70		2	2	35
	Secondary	23	56	8,033	8,089		283	283	29
	Higher Secondary	4	-	6,553	6,553	7	209	216	30
	Total	359	929	32,706	33,635	21	1,229	1,250	27
Mixed	Primary	1,254	45,859	19,451	65,310	2,024	371	2,395	27
	Middle	46	2,255	882	3,137	116	5	121	26
	Elementary	5	712	147	859	18	1	19	45
	Secondary	26	5,347	1,221	6,568	221		221	30
	Higher Secondary	4	3,427	841	4,268	100		100	43
	Total	1,335	57,600	22,542	80,142	2,479	377	2,856	28
Total	Primary	1,993	68,768	37,579	106,347	2,817	1,062	3,879	27
	Middle	108	3,239	2,355	5,594	178	57	235	24
	Elementary	10	1,071	264	1,335	27	3	30	45
	Secondary	70	14,062	9,327	23,389	562	283	845	28
	Higher Secondary	14	9,535	7,417	16,952	283	217	500	34
Grand Total		2,195	96,675	56,942	153,617	3,867	1,622	5,489	28

Schools : Gender, Level, Location and Status wise
3

District : Mirpur Khas		Urban Area			Rural Area			Total Schools		
School Gender	School Level	Functional	Closed	Total	Functional	Closed	Total	Functional	Closed	Total
Boys	Primary	38	23	61	290	88	378	328	111	439
	Middle	7	16	23	7	2	9	14	18	32
	Elementary			-	2	1	3	2	1	3
	Secondary	10		10	11		11	21	-	21
	Higher Secondary	4		4	2		2	6	-	6
	Total		59	39	98	312	91	403	371	130
Girls	Primary	35	8	43	192	65	257	227	73	300
	Middle	3	6	9	15	6	21	18	12	30
	Elementary			-	1	1	2	1	1	2
	Secondary	9		9	14		14	23	-	23
	Higher Secondary	3		3	1		1	4	-	4
	Total		50	14	64	223	72	295	273	86
Mixed	Primary	92	11	103	1,000	151	1,151	1,092	162	1,254
	Middle	4	2	6	35	5	40	39	7	46
	Elementary			-	5		5	5	-	5
	Secondary			-	26		26	26	-	26
	Higher Secondary	1		1	3		3	4	-	4
	Total		97	13	110	1,069	156	1,225	1,166	169
Total	Primary	165	42	207	1,482	304	1,786	1,647	346	1,993
	Middle	14	24	38	57	13	70	71	37	108
	Elementary	-	-	-	8	2	10	8	2	10
	Secondary	19	-	19	51	-	51	70	-	70
	Higher Secondary	8	-	8	6	-	6	14	-	14
Grand Total		206	66	272	1,604	319	1,923	1,810	385	2,195

Note : Closed = Both Temporary (295) and Permanent (90) Closed Schools included

Schools : Medium and Shift wise
4

District : Mirpur Khas		Schools by Medium					Schools by Shift				Number of Branch Schools
School Gender	School Level	Urdu	Sindhi	English	Mixed	Total	Morning	Afternoon	Both	Total	
Boys	Primary	51	365		23	439	438	1	-	439	8
	Middle	9	22		1	32	32	-	-	32	-
	Elementary		2	1		3	3	-	-	3	-
	Secondary	4	4		13	21	20	-	1	21	-
	Higher Secondary		1		5	6	6	-	-	6	-
	Total		64	394	1	42	501	499	1	1	501
Girls	Primary	73	206		21	300	292	6	2	300	6
	Middle	12	18			30	29	1	-	30	-
	Elementary		2			2	2	-	-	2	-
	Secondary	8	4		11	23	22	-	1	23	1
	Higher Secondary				4	4	4	-	-	4	-
	Total		93	230	-	36	359	349	7	3	359
Mixed	Primary	71	1,092	1	90	1,254	1,238	13	3	1,254	20
	Middle	4	34		8	46	45	1	-	46	2
	Elementary		5			5	5	-	-	5	-
	Secondary	1	18		7	26	26	-	-	26	-
	Higher Secondary	1			3	4	4	-	-	4	-
	Total		77	1,149	1	108	1,335	1,318	14	3	1,335
Total	Primary	195	1,663	1	134	1,993	1,968	20	5	1,993	34
	Middle	25	74	-	9	108	106	2	-	108	2
	Elementary	-	9	1	-	10	10	-	-	10	-
	Secondary	13	26	-	31	70	68	-	2	70	1
	Higher Secondary	1	1	-	12	14	14	-	-	14	-
Grand Total		234	1,773	2	186	2,195	2,166	22	7	2,195	37

District : Mirpur Khas	Boys Enrolment Class Stages wise						Girls Enrolment Class Stages wise						Grand Total		
	School Level	Kachi	I to V	VI to VIII	IX to X	XI to XII	Total	Kachi	I to V	VI to VIII	IX to X	XI to XII		Total	
Primary	6,348	62,352	68				68,768	6,061	31,503	15				37,579	106,347
Middle	15	775	2,449				3,239	64	528	1,763				2,355	5,594
Elementary	51	649	371				1,071	10	114	140				264	1,335
Secondary	7	33	8,740	5,282			14,062	41	647	5,325	3,314			9,327	23,389
Higher Secondary			3,907	3,045	2,583		9,535			3,074	2,424	1,919		7,417	16,952
Grand Total	6,421	63,809	15,535	8,327	2,583		96,675	6,176	32,792	10,317	5,738	1,919		56,942	153,617

Teachers : Level and Type of Post wise
6

District : Mirpur Khas		Teaching Staff by Type of Post									Grand Total
Teacher Gender	School Level	Govt. Regular	Govt. Contract	SMC	NCHD	ESRA / US Aid	UNICEF	Other Donor	Volunteer	Not Provided	
Male	Primary	2,729	18	8	41		4	1	15	1	2,817
	Middle	171	3	2			1		1		178
	Elementary	27									27
	Secondary	550	12								562
	Higher Secondary	277	6								283
	Total		3,754	39	10	41	-	5	1	16	1
Female	Primary	969	30	4	9	1	24	3	20	2	1,062
	Middle	48	6				2		1		57
	Elementary	3									3
	Secondary	279	4								283
	Higher Secondary	215	2								217
	Total		1,514	42	4	9	1	26	3	21	-
Total	Primary	3,698	48	12	50	1	28	4	35	3	3,879
	Middle	219	9	2	-	-	3	-	2	-	235
	Elementary	30	-	-	-	-	-	-	-	-	30
	Secondary	829	16	-	-	-	-	-	-	-	845
	Higher Secondary	492	8	-	-	-	-	-	-	-	500
Grand Total		5,268	81	14	50	1	31	4	37	3	5,489

Teachers : Gender and Professional Training wise
7

District : Mirpur Khas		Teaching Staff by Professional Training wise							Grand Total
Teacher Gender	School Level	PTC	C.T	B. Ed	M. Ed	Other	Untrained	Not Provided	Total
Male	Primary	1,742	130	720	115	9	34	67	2,817
	Middle	24	18	60	36	35	5		178
	Elementary	9	2	12	3	1			27
	Secondary	14	20	133	276	107	10	2	562
	Higher Secondary	1	12	68	174	27	1		283
	Total		1,790	182	993	604	179	50	69
Female	Primary	443	50	374	104	17	23	51	1,062
	Middle	3	7	18	14	6	2	7	57
	Elementary	1		2					3
	Secondary	2	11	57	195	18			283
	Higher Secondary	1	9	57	141	8		1	217
	Total		450	77	508	454	49	25	59
Total	Primary	2,185	180	1,094	219	26	57	118	3,879
	Middle	27	25	78	50	41	7	7	235
	Elementary	10	2	14	3	1	-	-	30
	Secondary	16	31	190	471	125	10	2	845
	Higher Secondary	2	21	125	315	35	1	1	500
Grand Total		2,240	259	1,501	1,058	228	75	128	5,489

Schools Building Facilities : Gender and Level wise
8

District : Mirpur Khas		Schools by Building							Total Schools	Total Number of Classrooms
		Other Ownership	Govt. Ownership				Rental	Shelterless (No Build / No Info)		
			Satisfactory	Repairable	Dangerous	No Info				
School Gender	School Level									
Boys	Primary	6	95	159	66	1	4	108	439	758
	Middle	-	5	12	2	-	-	13	32	59
	Elementary	-	-	2	-	-	-	1	3	10
	Secondary	-	4	9	7	-	1	-	21	167
	Higher Secondary	-	1	4	1	-	-	-	6	109
	Total		6	105	186	76	1	5	122	501
Girls	Primary	13	65	114	53	1	-	54	300	557
	Middle	1	10	7	6	-	-	6	30	80
	Elementary	-	-	1	-	-	-	1	2	2
	Secondary	1	7	11	4	-	-	-	23	172
	Higher Secondary	-	1	3	-	-	-	-	4	85
	Total		15	83	136	63	1	-	61	359
Mixed	Primary	30	343	428	166	-	4	283	1,254	1,852
	Middle	2	7	20	9	1	-	7	46	136
	Elementary	-	3	2	-	-	-	-	5	22
	Secondary	-	3	12	11	-	-	-	26	144
	Higher Secondary	-	-	3	1	-	-	-	4	60
	Total		32	356	465	187	1	4	290	1,335
Total	Primary	49	503	701	285	2	8	445	1,993	3,167
	Middle	3	22	39	17	1	-	26	108	275
	Elementary	-	3	5	-	-	-	2	10	34
	Secondary	1	14	32	22	-	1	-	70	483
	Higher Secondary	-	2	10	2	-	-	-	14	254
Grand Total		53	544	787	326	3	9	473	2,195	4,213

Note : Closed Schools Included

Source: SEMIS Census 2012 - 2013

Sindh Education Management Information System (SEMIS)

Schools with Basic Facilities : Gender and Level wise
9

District : Mirpur Khas			Schools having Basic Facilities					Schools having	
School Gender	School Level	Schools	Electricity	Toilets	Drinking Water	Boundary Wall	Play Ground	Library	Science Lab
Boys	Primary	439	166	202	125	204	87	2	1
	Middle	32	17	13	8	13	7	-	-
	Elementary	3	1	2	2	2	-	-	-
	Secondary	21	21	18	20	17	11	11	14
	Higher Secondary	6	6	5	6	5	4	2	6
	Total	501	211	240	161	241	109	15	21
Girls	Primary	300	120	152	84	181	87	1	1
	Middle	30	19	15	9	18	10	-	-
	Elementary	2	1	1	1	1	-	-	-
	Secondary	23	20	21	18	21	16	1	8
	Higher Secondary	4	4	4	4	4	3	2	3
	Total	359	164	193	116	225	116	4	12
Mixed	Primary	1,254	312	554	355	479	231	-	-
	Middle	46	15	29	19	28	9	-	-
	Elementary	5	2	5	4	4	-	-	-
	Secondary	26	21	20	18	22	15	7	12
	Higher Secondary	4	4	4	4	3	2	2	3
	Total	1,335	354	612	400	536	257	9	15
Total	Primary	1,993	598	908	564	864	405	3	2
	Middle	108	51	57	36	59	26	-	-
	Elementary	10	4	8	7	7	-	-	-
	Secondary	70	62	59	56	60	42	19	34
	Higher Secondary	14	14	13	14	12	9	6	12
	Grand Total	2,195	729	1,045	677	1,002	482	28	48
Without Facilities / No Info			1,466	1,150	1,518	1,193	1,713	2,167	2,147

Note : Closed Schools Included

Source: SEMIS Census 2012 - 2013

Sindh Education Management Information System (SEMIS)

Schools with Advance Facilities : Gender and Level wise
10

District : Mirpur Khas			Schools having / Received Facilities of			
School Gender	School Level	Schools	Functional SMC	Free Text Books	Construction Works	Girls Stipends
Boys	Primary	439	346	309	56	1
	Middle	32	14	14	2	2
	Elementary	3	3	2	1	-
	Secondary	21	21	18	6	2
	Higher Secondary	6	6	5	4	1
	Total	501	390	348	69	6
Girls	Primary	300	231	178	29	3
	Middle	30	20	20	1	13
	Elementary	2	1	-	-	-
	Secondary	23	23	22	4	19
	Higher Secondary	4	4	3	2	3
	Total	359	279	223	36	38
Mixed	Primary	1,254	1,142	1,024	154	4
	Middle	46	37	37	4	19
	Elementary	5	5	5	2	2
	Secondary	26	26	22	7	20
	Higher Secondary	4	4	4	1	2
	Total	1,335	1,214	1,092	168	47
Total	Primary	1,993	1,719	1,511	239	8
	Middle	108	71	71	7	34
	Elementary	10	9	7	3	2
	Secondary	70	70	62	17	41
	Higher Secondary	14	14	12	7	6
Grand Total		2,195	1,883	1,663	273	91
Without Facilities / No Info			312	532	1,922	2,104

SMC = School Management Committee

Note : Closed Schools Included

Source: SEMIS Census 2012 - 2013

Sindh Education Management Information System (SEMIS)

District : Mirpur Khas

School Gender	School Level	Student Chairs	Student Desks	Student Benches	Teachers Tables	Teachers Chairs	Fans	Computers
Boys	Primary	219	2,395	3,896	900	1,753	1,072	16
	Middle	-	375	71	73	175	86	8
	Elementary	-	15	25	3	8	15	-
	Secondary	864	1,667	482	294	686	512	53
	Higher Secondary	841	1,105	471	186	563	456	94
	Total	1,924	5,557	4,945	1,456	3,185	2,141	171
Girls	Primary	4,080	2,028	2,595	594	1,330	693	16
	Middle	178	621	154	106	114	109	1
	Elementary	-	-	-	-	-	-	-
	Secondary	623	1,671	448	245	533	403	22
	Higher Secondary	1,950	811	17	152	263	282	27
	Total	6,831	5,131	3,214	1,097	2,240	1,487	66
Mixed	Primary	1,216	5,327	10,400	2,025	4,057	2,006	49
	Middle	69	747	46	127	241	188	3
	Elementary	-	109	77	22	50	21	-
	Secondary	811	1,749	73	211	614	424	22
	Higher Secondary	116	626	1	58	117	170	8
	Total	2,212	8,558	10,597	2,443	5,079	2,809	82
Total	Primary	5,515	9,750	16,891	3,519	7,140	3,771	81
	Middle	247	1,743	271	306	530	383	12
	Elementary	-	124	102	25	58	36	-
	Secondary	2,298	5,087	1,003	750	1,833	1,339	97
	Higher Secondary	2,907	2,542	489	396	943	908	129
Grand Total		10,967	19,246	18,756	4,996	10,504	6,437	319

District : Mirpur Khas	No. of Schools				Enrolment			Teachers			School Status	
	Taluka Name	Boys	Girls	Mixed	Total	Boys	Girls	Total	Male	Female	Total	Functional
Digri	74	65	235	374	14,994	8,826	23,820	730	372	1,102	330	44
Kot Ghulam Mohd	107	74	254	435	18,806	9,401	28,207	715	181	896	373	62
Mirpur Khas	108	76	198	382	26,836	21,641	48,477	1,277	779	2,056	352	30
Jhuddo	49	57	194	300	12,052	6,489	18,541	393	141	534	224	76
Sindhri	110	58	305	473	15,693	6,393	22,086	468	56	524	355	118
Hussain Bux Mari	53	29	149	231	8,294	4,192	12,486	284	93	377	176	55
District Total	501	359	1,335	2,195	96,675	56,942	153,617	3,867	1,622	5,489	1,810	385