

SINDH Education Management Information System (SEMIS)

**District Education Profile**

**MATIARI**

**2012 - 13**



**REFORM SUPPORT UNIT**

Education and Literacy Department

Government of Sindh, Karachi

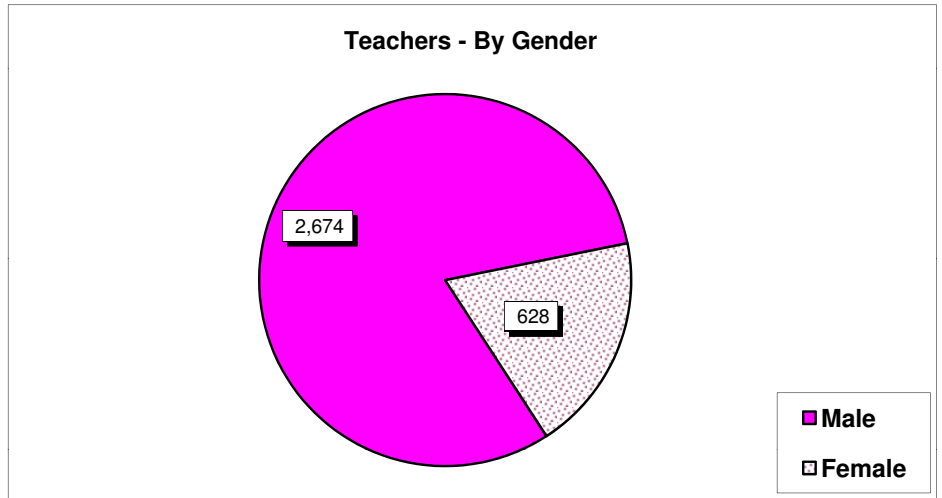
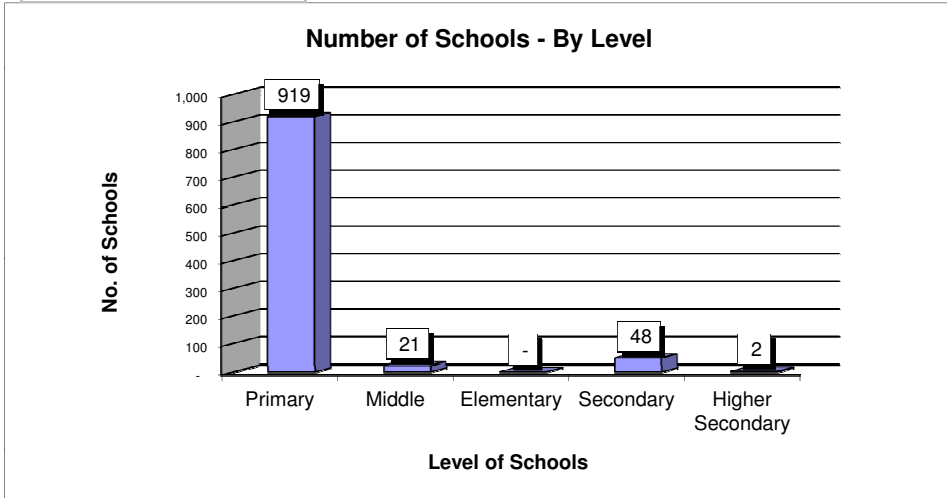
## TABLE OF CONTENTS

### District Matiari

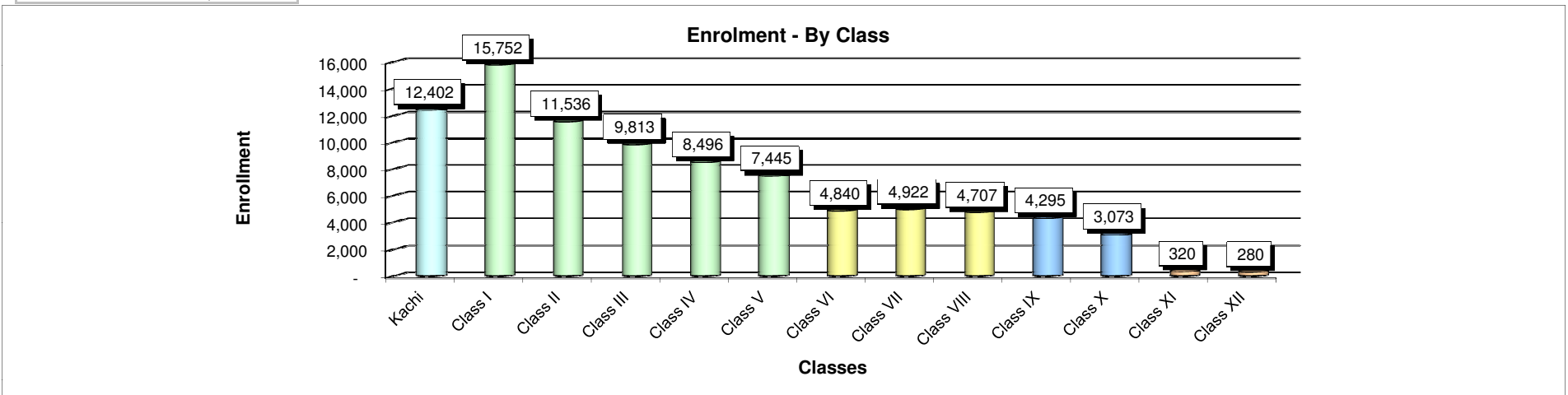
TOPICS		Page No
Graph	- Basic Education Summary	1
Summary	- Schools, Enrolment and Teachers by Gender and level wise.	2
Schools	- Gender, Level and Status wise.	3
	- Medium and Shift wise.	4
Enrolment	- Gender, Level and Classes stage wise.	5
Teachers	- Gender, Level and Type of Post wise	6
	- Gender, Level and Professional Training wise.	7
Buildings	- School Buildings Status Gender and Level wise.	8
Facilities	- Schools having Basic Facilities.	9
	- Schools having Advance Facilities.	10
	- Classroom Facilities Gender and level wise.	11
Taluka Summary	- Number of Schools, Enrolment , Teachers and School status	12

Total Schools : 990

Total Teachers : 3,302



Total Enrollment : 87,881



Basic Ratio ---- Students per Teachers : 27

Students per School : 89

Students per Classroom : 35

Teachers per School : 3

District : Matiari		No. of Schools	Enrolment			Teachers			Student per Teacher Ratio
School Gender	School Level	Total	Boys	Girls	Total	Male	Female	Total	
Boys	Primary	59	3,678	60	3,738	150		150	25
	Middle	3	165	-	165	13		13	13
	Elementary				-			-	-
	Secondary	14	8,510	93	8,603	327		327	26
	Higher Secondary	1	1,223	51	1,274	23		23	55
	Total		77	13,576	204	13,780	513	-	513
Girls	Primary	120	320	6,621	6,941	3	306	309	22
	Middle	2	-	44	44		2	2	22
	Elementary				-			-	-
	Secondary	13	-	5,492	5,492		154	154	36
	Higher Secondary				-			-	-
	Total		135	320	12,157	12,477	3	462	465
Mixed	Primary	740	35,963	18,815	54,778	1,897	165	2,062	27
	Middle	16	550	334	884	58		58	15
	Elementary				-			-	-
	Secondary	21	4,065	1,407	5,472	189	1	190	29
	Higher Secondary	1	383	107	490	14		14	35
	Total		778	40,961	20,663	61,624	2,158	166	2,324
Total	Primary	919	39,961	25,496	65,457	2,050	471	2,521	26
	Middle	21	715	378	1,093	71	2	73	15
	Elementary	-	-	-	-	-	-	-	-
	Secondary	48	12,575	6,992	19,567	516	155	671	29
	Higher Secondary	2	1,606	158	1,764	37	-	37	48
	Grand Total		990	54,857	33,024	87,881	2,674	628	3,302

**Schools : Gender, Level, Location and Status wise**
**3**

District : Matiari		Urban Area			Rural Area			Total Schools		
School Gender	School Level	Functional	Closed	Total	Functional	Closed	Total	Functional	Closed	Total
Boys	Primary	3		3	50	6	56	53	6	59
	Middle	2		2		1	1	2	1	3
	Elementary			-			-	-	-	-
	Secondary	3		3	11		11	14	-	14
	Higher Secondary			-	1		1	1	-	1
	Total		8	-	8	62	7	69	70	7
Girls	Primary	6		6	93	21	114	99	21	120
	Middle			-	2		2	2	-	2
	Elementary			-			-	-	-	-
	Secondary	3		3	10		10	13	-	13
	Higher Secondary			-			-	-	-	-
	Total		9	-	9	105	21	126	114	21
Mixed	Primary	56	1	57	649	34	683	705	35	740
	Middle			-	14	2	16	14	2	16
	Elementary			-			-	-	-	-
	Secondary			-	21		21	21	-	21
	Higher Secondary			-	1		1	1	-	1
	Total		56	1	57	685	36	721	741	37
Total	Primary	65	1	66	792	61	853	857	62	919
	Middle	2	-	2	16	3	19	18	3	21
	Elementary	-	-	-	-	-	-	-	-	-
	Secondary	6	-	6	42	-	42	48	-	48
	Higher Secondary	-	-	-	2	-	2	2	-	2
Grand Total		73	1	74	852	64	916	925	65	990

Note : Closed = Both Temporary (53) and Permanent (12) Closed Schools included

**Schools : Medium and Shift wise**
**4**

District : Matiari		Schools by Medium					Schools by Shift				Number of Branch Schools
School Gender	School Level	Urdu	Sindhi	English	Mixed	Total	Morning	Afternoon	Both	Total	
Boys	Primary	2	55	-	2	59	59	-	-	59	-
	Middle	1	2	-	-	3	3	-	-	3	-
	Elementary	1	9	-	4	14	14	-	-	14	-
	Secondary	-	-	-	-	-	-	-	-	-	-
	Higher Secondary	-	1	-	-	1	1	-	-	1	-
	Total		4	67	-	6	77	77	-	-	77
Girls	Primary	3	113	-	4	120	118	1	1	120	-
	Middle	-	2	-	-	2	2	-	-	2	-
	Elementary	-	-	-	-	-	-	-	-	-	-
	Secondary	1	5	-	7	13	12	1	-	13	-
	Higher Secondary	-	-	-	-	-	-	-	-	-	-
	Total		4	120	-	11	135	132	2	1	135
Mixed	Primary	8	724	-	8	740	739	-	1	740	-
	Middle	2	14	-	-	16	16	-	-	16	-
	Elementary	-	-	-	-	-	-	-	-	-	-
	Secondary	1	19	-	1	21	21	-	-	21	-
	Higher Secondary	-	1	-	-	1	1	-	-	1	-
	Total		11	758	-	9	778	777	-	1	778
Total	Primary	13	892	-	14	919	916	1	2	919	-
	Middle	3	18	-	-	21	21	-	-	21	-
	Elementary	1	9	-	4	14	14	-	-	14	-
	Secondary	2	24	-	8	34	33	1	-	34	-
	Higher Secondary	-	2	-	-	2	2	-	-	2	-
Grand Total		19	945	-	26	990	986	2	2	990	-

District : Matiari	Boys Enrolment Class Stages wise						Girls Enrolment Class Stages wise						Grand Total	
	School Level	Kachi	I to V	VI to VIII	IX to X	XI to XII	Total	Kachi	I to V	VI to VIII	IX to X	XI to XII		Total
Primary	7,259	32,699	3				39,961	5,143	20,343	10			25,496	65,457
Middle			715				715			378			378	1,093
Elementary							0						0	0
Secondary			8,025	4,432	118		12,575			4,558	2,431	3	6,992	19,567
Higher Secondary			725	484	397		1,606			55	21	82	158	1,764
Grand Total	7,259	32,699	9,468	4,916	515		54,857	5,143	20,343	5,001	2,452	85	33,024	87,881

**Teachers : Level and Type of Post wise**
**6**

District : Matiari		Teaching Staff by Type of Post									Grand Total
Teacher Gender	School Level	Govt. Regular	Govt. Contract	SMC	NCHD	ESRA / US Aid	UNICEF	Other Donor	Volunteer	Not Provided	
Male	Primary	1,972	52	1	19			6			2,050
	Middle	68	3								71
	Elementary										-
	Secondary	503	13								516
	Higher Secondary	37									37
	Total	2,580	68	1	19	-	-	6	-	-	2,674
Female	Primary	414	40		4	2		9	2		471
	Middle	1	1								2
	Elementary										-
	Secondary	153	2								155
	Higher Secondary										-
	Total	568	43	-	4	2	-	9	2	-	628
Total	Primary	2,386	92	1	23	2	-	15	2	-	2,521
	Middle	69	4	-	-	-	-	-	-	-	73
	Elementary	-	-	-	-	-	-	-	-	-	-
	Secondary	656	15	-	-	-	-	-	-	-	671
	Higher Secondary	37	-	-	-	-	-	-	-	-	37
	Grand Total	3,148	111	1	23	2	-	15	2	-	3,302



**Teachers : Gender and Professional Training wise**
**7**

District : Matiari		Teaching Staff by Professional Training wise							Grand Total
Teacher Gender	School Level	PTC	C.T	B. Ed	M. Ed	Other	Untrained	Not Provided	Total
Male	Primary	1,151	78	629	109	3	35	45	2,050
	Middle	2	6	27	18	11	4	3	71
	Elementary								-
	Secondary		29	144	269	50	12	12	516
	Higher Secondary	1		10	24		2		37
	Total		1,154	113	810	420	64	53	60
Female	Primary	219	30	153	32		10	27	471
	Middle		1	1					2
	Elementary								-
	Secondary		10	41	99	4		1	155
	Higher Secondary								-
	Total		219	41	195	131	4	10	28
Total	Primary	1,370	108	782	141	3	45	72	2,521
	Middle	2	7	28	18	11	4	3	73
	Elementary	-	-	-	-	-	-	-	-
	Secondary	-	39	185	368	54	12	13	671
	Higher Secondary	1	-	10	24	-	2	-	37
	Grand Total		1,373	154	1,005	551	68	63	88

**Schools Building Facilities : Gender and Level wise**
**8**

District : Matiari		Schools by Building							Total Schools	Total Number of Classrooms
		Other Ownership	Govt. Ownership				Rental	Shelterless (No Build / No Info)		
			Satisfactory	Repairable	Dangerous	No Info				
School Gender	School Level									
Boys	Primary	-	11	32	12	-	-	4	59	148
	Middle	-	3	-	-	-	-	-	3	11
	Elementary	1	3	6	4	-	-	-	14	146
	Secondary	-	-	-	-	-	-	-	-	-
	Higher Secondary	-	1	-	-	-	-	-	1	13
	Total		1	18	38	16	-	-	4	77
Girls	Primary	3	14	75	24	-	1	3	120	251
	Middle	-	-	2	-	-	-	-	2	7
	Elementary	-	-	-	-	-	-	-	-	-
	Secondary	-	4	8	1	-	-	-	13	88
	Higher Secondary	-	-	-	-	-	-	-	-	-
	Total		3	18	85	25	-	1	3	135
Mixed	Primary	22	218	384	91	1	1	23	740	1,686
	Middle	-	4	7	3	-	-	2	16	43
	Elementary	-	-	-	-	-	-	-	-	-
	Secondary	1	1	16	3	-	-	-	21	110
	Higher Secondary	-	-	1	-	-	-	-	1	7
	Total		23	223	408	97	1	1	25	778
Total	Primary	25	243	491	127	1	2	30	919	2,085
	Middle	-	7	9	3	-	-	2	21	61
	Elementary	1	3	6	4	-	-	-	14	146
	Secondary	1	5	24	4	-	-	-	34	198
	Higher Secondary	-	1	1	-	-	-	-	2	20
	Grand Total		27	259	531	138	1	2	32	990

Note : Closed Schools Included

Source: SEMIS Census 2012 - 2013

Sindh Education Management Information System (SEMIS)

**Schools with Basic Facilities : Gender and Level wise**
**9**

District : Matiari			Schools having Basic Facilities					Schools having	
School Gender	School Level	Schools	Electricity	Toilets	Drinking Water	Boundary Wall	Play Ground	Library	Science Lab
Boys	Primary	59	53	47	36	47	13	-	-
	Middle	3	2	3	2	2	1	-	-
	Elementary								
	Secondary	14	14	13	14	13	5	6	7
	Higher Secondary	1	1	1	1	1	-	1	1
	Total	77	70	64	53	63	19	7	8
Girls	Primary	120	65	81	63	106	78	-	-
	Middle	2	1	2	1	2	1	-	-
	Elementary								
	Secondary	13	13	12	13	13	7	1	6
	Higher Secondary								
	Total	135	79	95	77	121	86	1	6
Mixed	Primary	740	546	541	488	578	263	1	1
	Middle	16	10	12	7	13	7	-	-
	Elementary								
	Secondary	21	20	19	20	15	10	2	3
	Higher Secondary	1	1	1	1	1	-	-	-
	Total	778	577	573	516	607	280	3	4
Total	Primary	919	664	669	587	731	354	1	1
	Middle	21	13	17	10	17	9	-	-
	Elementary	-	-	-	-	-	-	-	-
	Secondary	48	47	44	47	41	22	9	16
	Higher Secondary	2	2	2	2	2	-	1	1
	Grand Total	990	726	732	646	791	385	11	18
Without Facilities / No Info			264	258	344	199	605	979	972

Note : Closed Schools Included

Source: SEMIS Census 2012 - 2013

Sindh Education Management Information System (SEMIS)

**Schools with Advance Facilities : Gender and Level wise**
**10**

District : Matiari			Schools having / Received Facilities of			
School Gender	School Level	Schools	Functional SMC	Free Text Books	Construction Works	Girls Stipends
Boys	Primary	59	54	42	3	-
	Middle	3	2	2	-	-
	Elementary					
	Secondary	14	14	9	2	1
	Higher Secondary	1	1	-	-	-
	Total	77	71	53	5	1
Girls	Primary	120	99	92	14	-
	Middle	2	2	2	-	1
	Elementary					
	Secondary	13	13	7	1	6
	Higher Secondary					
	Total	135	114	101	15	7
Mixed	Primary	740	700	596	66	2
	Middle	16	13	10	1	8
	Elementary					
	Secondary	21	21	15	4	14
	Higher Secondary	1	1	1	-	1
	Total	778	735	622	71	25
Total	Primary	919	853	730	83	2
	Middle	21	17	14	1	9
	Elementary	-	-	-	-	-
	Secondary	48	48	31	7	21
	Higher Secondary	2	2	1	-	1
	Grand Total	990	920	776	91	33

Without Facilities / No Info	70	214	899	957
------------------------------	----	-----	-----	-----

SMC = School Management Committee

Note : Closed Schools Included

Source: SEMIS Census 2012 - 2013

Sindh Education Management Information System (SEMIS)

## District : Matiari

School Gender	School Level	Student Chairs	Student Desks	Student Benches	Teachers Tables	Teachers Chairs	Fans	Computers
Boys	Primary	343	680	667	161	345	290	13
	Middle	-	154	-	9	52	27	6
	Elementary							
	Secondary	656	2,055	138	208	572	606	66
	Higher Secondary	245	230	-	17	92	90	32
	Total	1,244	3,119	805	395	1,061	1,013	117
Girls	Primary	556	1,329	964	236	508	358	11
	Middle	6	48	2	7	11	4	-
	Elementary							
	Secondary	167	978	60	111	296	291	39
	Higher Secondary							
	Total	729	2,355	1,026	354	815	653	50
Mixed	Primary	2,111	7,438	8,806	1,832	3,862	3,262	91
	Middle	50	256	60	35	106	107	3
	Elementary							
	Secondary	325	1,400	35	160	503	374	33
	Higher Secondary	108	60	7	16	30	48	7
	Total	2,594	9,154	8,908	2,043	4,501	3,791	134
Total	Primary	3,010	9,447	10,437	2,229	4,715	3,910	115
	Middle	56	458	62	51	169	138	9
	Elementary	-	-	-	-	-	-	-
	Secondary	1,148	4,433	233	479	1,371	1,271	138
	Higher Secondary	353	290	7	33	122	138	39
	Grand Total	4,567	14,628	10,739	2,792	6,377	5,457	301

District : Matiari	No. of Schools				Enrolment			Teachers			School Status	
	Taluka Name	Boys	Girls	Mixed	Total	Boys	Girls	Total	Male	Female	Total	Functional
Hala	20	25	189	234	17,019	11,018	28,037	955	273	1,228	223	11
Matiari	35	48	358	441	24,211	12,861	37,072	950	179	1,129	413	28
Saeedabad	22	62	231	315	13,627	9,145	22,772	769	176	945	289	26
District Total	77	135	778	990	54,857	33,024	87,881	2,674	628	3,302	925	65

Source: SEMIS Census 2012 - 2013

Sindh Education Management Information System (SEMIS)