

SINDH Education Management Information System (SEMIS)

**District Education Profile**

**KHAIRPUR MIRS**

**2012 - 13**



**REFORM SUPPORT UNIT**

Education and Literacy Department

Government of Sindh, Karachi

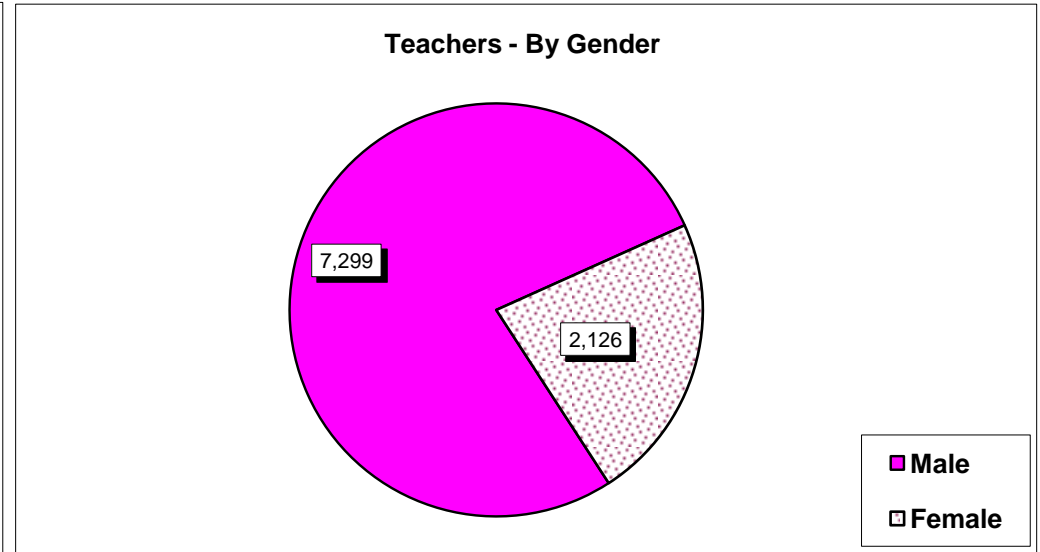
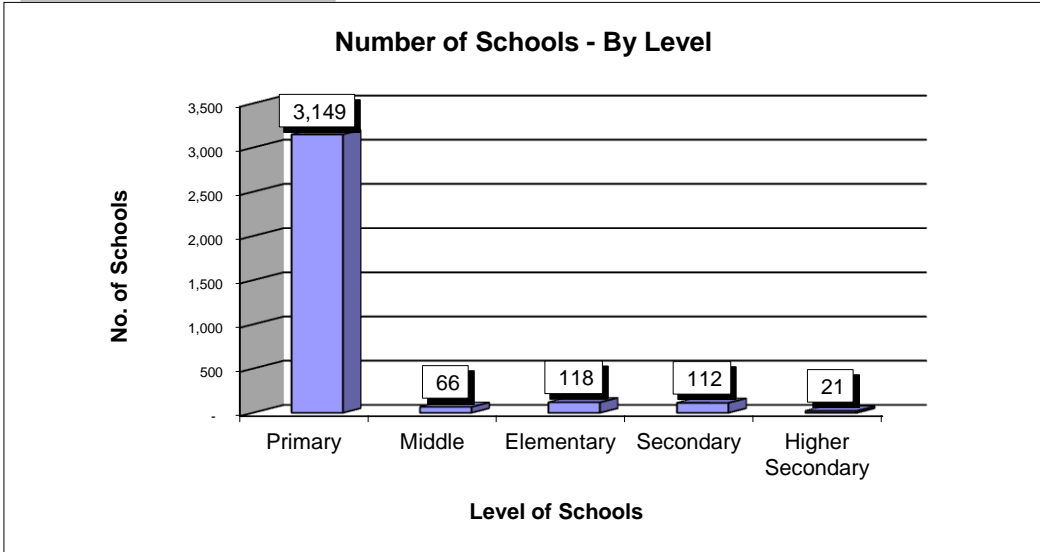
## **TABLE OF CONTENTS**

### **District Khairpur Mirs**

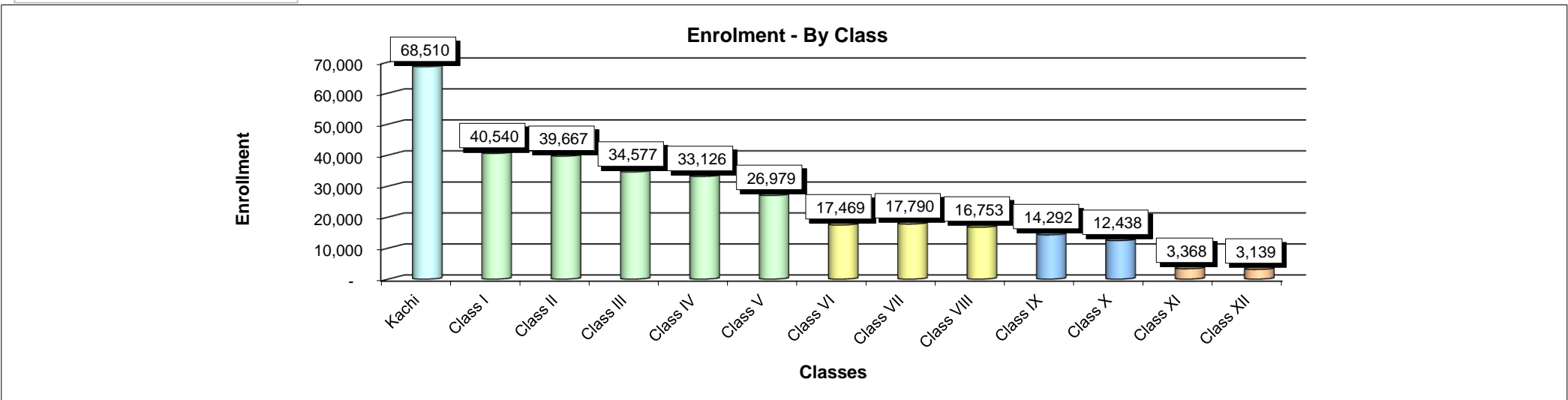
<b>TOPICS</b>		<b>Page No</b>
Graph	- Basic Education Summary	1
Summary	- Schools, Enrolment and Teachers by Gender and level wise.	2
Schools	- Gender, Level and Status wise.	3
	- Medium and Shift wise.	4
Enrolment	- Gender, Level and Classes stage wise.	5
Teachers	- Gender, Level and Type of Post wise	6
	- Gender, Level and Professional Training wise.	7
Buildings	- School Buildings Status Gender and Level wise.	8
Facilities	- Schools having Basic Facilities.	9
	- Schools having Advance Facilities.	10
	- Classroom Facilities Gender and level wise.	11
Taluka Summary	- Number of Schools, Enrolment , Teachers and School status	12

Total Schools : 3,466

Total Teachers : 9,425



Total Enrollment : 328,648



Basic Ratio ---- Students per Teachers : 35

Students per School : 95

Students per Classroom : 39

Teachers per School : 3

District : Khairpur Mirs		No. of Schools	Enrolment			Teachers			Student per Teacher Ratio
School Gender	School Level	Total	Boys	Girls	Total	Male	Female	Total	
Boys	Primary	694	29,278	10,146	39,424	1,120	22	1,142	35
	Middle	8	512	125	637	17	-	17	37
	Elementary	12	2,688	967	3,655	101	4	105	35
	Secondary	22	15,212	1,698	16,910	627	1	628	27
	Higher Secondary	5	4,342	482	4,824	165	4	169	29
	Total	741	52,032	13,418	65,450	2,030	31	2,061	32
Girls	Primary	442	1,227	24,251	25,478	4	942	946	27
	Middle	29	12	2,046	2,058	-	106	106	19
	Elementary	26	3	5,282	5,285	-	173	173	31
	Secondary	30	190	13,121	13,311	-	431	431	31
	Higher Secondary	2	-	2,607	2,607	-	98	98	27
	Total	529	1,432	47,307	48,739	4	1,750	1,754	28
Mixed	Primary	2,013	86,167	47,854	134,021	3,337	279	3,616	37
	Middle	29	2,389	1,183	3,572	103	2	105	34
	Elementary	80	14,412	6,891	21,303	464	44	508	42
	Secondary	60	26,454	9,907	36,361	956	15	971	37
	Higher Secondary	14	15,579	3,623	19,202	405	5	410	47
	Total	2,196	145,001	69,458	214,459	5,265	345	5,610	38
Total	Primary	3,149	116,672	82,251	198,923	4,461	1,243	5,704	35
	Middle	66	2,913	3,354	6,267	120	108	228	27
	Elementary	118	17,103	13,140	30,243	565	221	786	38
	Secondary	112	41,856	24,726	66,582	1,583	447	2,030	33
	Higher Secondary	21	19,921	6,712	26,633	570	107	677	39
Grand Total		3,466	198,465	130,183	328,648	7,299	2,126	9,425	35

**Schools : Gender, Level, Location and Status wise**
**3**

District : Khairpur Mirs		Urban Area			Rural Area			Total Schools		
School Gender	School Level	Functional	Closed	Total	Functional	Closed	Total	Functional	Closed	Total
Boys	Primary	28	13	41	524	129	653	552	142	694
	Middle	-	-	-	4	4	8	4	4	8
	Elementary	1	1	2	10	-	10	11	1	12
	Secondary	4	-	4	18	-	18	22	-	22
	Higher Secondary	1	-	1	4	-	4	5	-	5
	Total		34	14	48	560	133	693	594	147
Girls	Primary	27	2	29	359	54	413	386	56	442
	Middle	3	-	3	23	3	26	26	3	29
	Elementary	5	-	5	21	-	21	26	-	26
	Secondary	9	-	9	21	-	21	30	-	30
	Higher Secondary	1	-	1	1	-	1	2	-	2
	Total		45	2	47	425	57	482	470	59
Mixed	Primary	78	7	85	1,806	122	1,928	1,884	129	2,013
	Middle	2	-	2	26	1	27	28	1	29
	Elementary	4	-	4	74	2	76	78	2	80
	Secondary	2	-	2	58	-	58	60	-	60
	Higher Secondary	-	-	-	14	-	14	14	-	14
	Total		86	7	93	1,978	125	2,103	2,064	132
Total	Primary	133	22	155	2,689	305	2,994	2,822	327	3,149
	Middle	5	-	5	53	8	61	58	8	66
	Elementary	10	1	11	105	2	107	115	3	118
	Secondary	15	-	15	97	-	97	112	-	112
	Higher Secondary	2	-	2	19	-	19	21	-	21
Grand Total		165	23	188	2,963	315	3,278	3,128	338	3,466

Note : Closed = Both Temporary ( 222 ) and Permanent ( 116 ) Closed Schools included

**Schools : Medium and Shift wise**
**4**

District : Khairpur Mirs		Schools by Medium					Schools by Shift				Number of Branch Schools
School Gender	School Level	Urdu	Sindhi	English	Mixed	Total	Morning	Afternoon	Both	Total	
Boys	Primary	1	690	1	2	694	693	1	-	694	1
	Middle	-	8	-	-	8	8	-	-	8	-
	Elementary	-	12	-	-	12	12	-	-	12	-
	Secondary	-	19	-	3	22	22	-	-	22	-
	Higher Secondary	-	4	-	1	5	5	-	-	5	-
	Total		1	733	1	6	741	740	1	-	741
Girls	Primary	3	432	1	6	442	441	1	-	442	1
	Middle	-	27	-	2	29	29	-	-	29	-
	Elementary	-	26	-	-	26	26	-	-	26	-
	Secondary	-	23	-	7	30	30	-	-	30	-
	Higher Secondary	-	1	-	1	2	1	-	1	2	-
	Total		3	509	1	16	529	527	1	1	529
Mixed	Primary	7	1,992	-	14	2,013	2,010	1	2	2,013	2
	Middle	-	29	-	-	29	29	-	-	29	1
	Elementary	-	74	-	6	80	80	-	-	80	-
	Secondary	-	56	-	4	60	59	-	1	60	-
	Higher Secondary	-	10	-	4	14	12	-	2	14	-
	Total		7	2,161	-	28	2,196	2,190	1	5	2,196
Total	Primary	11	3,114	2	22	3,149	3,144	3	2	3,149	4
	Middle	-	64	-	2	66	66	-	-	66	1
	Elementary	-	112	-	6	118	118	-	-	118	-
	Secondary	-	98	-	14	112	111	-	1	112	-
	Higher Secondary	-	15	-	6	21	18	-	3	21	-
Grand Total		11	3,403	2	50	3,466	3,457	3	6	3,466	5

**Enrolment : Gender, Level and Class Stage wise**
**5**

District : Khairpur Mirs	Boys Enrolment Class Stages wise						Girls Enrolment Class Stages wise						Grand Total		
	School Level	Kachi	I to V	VI to VIII	IX to X	XI to XII	Total	Kachi	I to V	VI to VIII	IX to X	XI to XII		Total	
Primary	32,909	83,603	160				116,672	24,431	57,642	178				82,251	198,923
Middle	144	527	2,086	156			2,913	255	596	2,429	74			3,354	6,267
Elementary	2,789	8,957	5,008	349			17,103	2,213	6,193	4,482	252			13,140	30,243
Secondary	2,425	8,132	18,431	12,868			41,856	2,172	5,381	10,755	6,418			24,726	66,582
Higher Secondary	837	2,811	6,665	4,832	4,776		19,921	335	1,047	1,818	1,781	1,731		6,712	26,633
Grand Total	39,104	104,030	32,350	18,205	4,776		198,465	29,406	70,859	19,662	8,525	1,731		130,183	328,648

Source: SEMIS Census 2012 - 2013

Sindh Education Management Information System (SEMIS)

**Teachers : Level and Type of Post wise**
**6**

District : Khairpur Mirs		Teaching Staff by Type of Post									Grand Total
Teacher Gender	School Level	Govt. Regular	Govt. Contract	SMC	NCHD	ESRA / US Aid	UNICEF	Other Donor	Volunteer	Not Provided	
Male	Primary	4,118	175	-	58	-	-	73	35	2	4,461
	Middle	108	11	-	-	-	-	1	-	-	120
	Elementary	544	18	-	-	-	-	3	-	-	565
	Secondary	1,509	74	-	-	-	-	-	-	-	1,583
	Higher Secondary	558	12	-	-	-	-	-	-	-	570
	Total	6,837	290	-	58	-	-	77	35	2	7,299
Female	Primary	1,051	53	3	39	-	52	15	29	1	1,243
	Middle	92	9	-	1	-	1	5	-	-	108
	Elementary	182	19	-	1	-	2	17	-	-	221
	Secondary	393	50	-	1	-	3	-	-	-	447
	Higher Secondary	107	-	-	-	-	-	-	-	-	107
	Total	1,825	131	3	42	-	58	37	29	-	2,126
Total	Primary	5,169	228	3	97	-	52	88	64	3	5,704
	Middle	200	20	-	1	-	1	6	-	-	228
	Elementary	726	37	-	1	-	2	20	-	-	786
	Secondary	1,902	124	-	1	-	3	-	-	-	2,030
	Higher Secondary	665	12	-	-	-	-	-	-	-	677
Grand Total		8,662	421	3	100	-	58	114	64	3	9,425



**Teachers : Gender and Professional Training wise**
**7**

District : Khairpur Mirs		Teaching Staff by Professional Training wise							Grand Total
Teacher Gender	School Level	PTC	C.T	B. Ed	M. Ed	Other	Untrained	Not Provided	Total
Male	Primary	1,944	152	1,676	490	18	157	24	4,461
	Middle	5	8	40	48	17	2	-	120
	Elementary	133	18	216	149	45	4	-	565
	Secondary	88	53	337	935	158	11	1	1,583
	Higher Secondary	26	6	88	394	52	4	-	570
	Total	2,196	237	2,357	2,016	290	178	25	7,299
Female	Primary	512	41	375	176	10	93	36	1,243
	Middle	10	4	29	44	12	8	1	108
	Elementary	51	10	66	61	13	15	5	221
	Secondary	26	31	87	278	18	6	1	447
	Higher Secondary	1	1	3	100	2	-	-	107
	Total	600	87	560	659	55	122	43	2,126
Total	Primary	2,456	193	2,051	666	28	250	60	5,704
	Middle	15	12	69	92	29	10	1	228
	Elementary	184	28	282	210	58	19	5	786
	Secondary	114	84	424	1,213	176	17	2	2,030
	Higher Secondary	27	7	91	494	54	4	-	677
Grand Total		2,796	324	2,917	2,675	345	300	68	9,425

**Schools Building Facilities : Gender and Level wise**
**8**

District : Khairpur Mirs		Schools by Building							Total Schools	Total Number of Classrooms
		Other Ownership	Govt. Ownership				Rental	Shelterless (No Build / No Info)		
			Satisfactory	Repairable	Dangerous	No Info				
School Gender	School Level									
Boys	Primary	8	226	306	59	1	-	94	694	1,194
	Middle	-	3	2	-	-	-	3	8	18
	Elementary	-	3	5	2	-	-	2	12	119
	Secondary	-	2	17	3	-	-	-	22	352
	Higher Secondary	-	1	4	-	-	-	-	5	119
	Total		8	235	334	64	1	-	99	741
Girls	Primary	3	120	206	56	-	-	57	442	814
	Middle	-	15	11	2	-	-	1	29	106
	Elementary	-	4	21	1	-	-	-	26	196
	Secondary	-	10	19	1	-	-	-	30	348
	Higher Secondary	-	1	1	-	-	-	-	2	42
	Total		3	150	258	60	-	-	58	529
Mixed	Primary	23	673	934	121	1	2	259	2,013	3,330
	Middle	3	4	15	3	-	-	4	29	110
	Elementary	-	21	50	6	-	-	3	80	588
	Secondary	-	10	44	6	-	-	-	60	801
	Higher Secondary	-	1	12	1	-	-	-	14	268
	Total		26	709	1,055	137	1	2	266	2,196
Total	Primary	34	1,019	1,446	236	2	2	410	3,149	5,338
	Middle	3	22	28	5	-	-	8	66	234
	Elementary	-	28	76	9	-	-	5	118	903
	Secondary	-	22	80	10	-	-	-	112	1,501
	Higher Secondary	-	3	17	1	-	-	-	21	429
Grand Total		37	1,094	1,647	261	2	2	423	3,466	8,405

Note : Closed Schools Included

Source: SEMIS Census 2012 - 2013

Sindh Education Management Information System (SEMIS)

**Schools with Basic Facilities : Gender and Level wise**
**9**

District : Khairpur Mirs			Schools having Basic Facilities					Schools having	
School Gender	School Level	Schools	Electricity	Toilets	Drinking Water	Boundary Wall	Play Ground	Library	Science Lab
Boys	Primary	694	385	445	477	395	109	1	1
	Middle	8	3	3	2	3	-	-	-
	Elementary	12	10	9	9	6	3	-	-
	Secondary	22	21	22	22	18	11	10	10
	Higher Secondary	5	5	5	5	4	4	4	3
	Total	741	424	484	515	426	127	15	14
Girls	Primary	442	279	305	289	310	261	4	3
	Middle	29	23	25	23	25	20	2	1
	Elementary	26	22	23	24	26	12	-	1
	Secondary	30	30	30	28	30	15	11	12
	Higher Secondary	2	2	2	2	2	1	1	1
	Total	529	356	385	366	393	309	18	18
Mixed	Primary	2,013	1,094	1,346	1,624	1,057	770	3	-
	Middle	29	20	23	26	18	12	-	-
	Elementary	80	58	69	75	63	42	-	-
	Secondary	60	57	57	59	55	22	9	18
	Higher Secondary	14	14	14	14	13	9	9	11
	Total	2,196	1,243	1,509	1,798	1,206	855	21	29
Total	Primary	3,149	1,758	2,096	2,390	1,762	1,140	8	4
	Middle	66	46	51	51	46	32	2	1
	Elementary	118	90	101	108	95	57	-	1
	Secondary	112	108	109	109	103	48	30	40
	Higher Secondary	21	21	21	21	19	14	14	15
	Grand Total	3,466	2,023	2,378	2,679	2,025	1,291	54	61
Without Facilities / No Info			1,443	1,088	787	1,441	2,175	3,412	3,405

Note : Closed Schools Included

Source: SEMIS Census 2012 - 2013

Sindh Education Management Information System (SEMIS)

**Schools with Advance Facilities : Gender and Level wise**
**10**

District : Khairpur Mirs			Schools having / Received Facilities of			
School Gender	School Level	Schools	Functional SMC	Free Text Books	Construction Works	Girls Stipends
Boys	Primary	694	566	553	75	4
	Middle	8	4	4	2	1
	Elementary	12	11	10	3	5
	Secondary	22	22	22	12	10
	Higher Secondary	5	5	5	1	1
	Total	741	608	594	93	21
Girls	Primary	442	372	388	72	2
	Middle	29	24	25	7	11
	Elementary	26	25	24	7	13
	Secondary	30	29	28	12	25
	Higher Secondary	2	2	2	2	2
	Total	529	452	467	100	53
Mixed	Primary	2,013	1,904	1,885	274	4
	Middle	29	28	26	4	17
	Elementary	80	78	75	22	42
	Secondary	60	60	60	21	46
	Higher Secondary	14	14	12	13	11
	Total	2,196	2,084	2,058	334	120
Total	Primary	3,149	2,842	2,826	421	10
	Middle	66	56	55	13	29
	Elementary	118	114	109	32	60
	Secondary	112	111	110	45	81
	Higher Secondary	21	21	19	16	14
Grand Total		3,466	3,144	3,119	527	194
Without Facilities / No Info			322	347	2,939	3,272

SMC = School Management Committee

Note : Closed Schools Included

Source: SEMIS Census 2012 - 2013

Sindh Education Management Information System (SEMIS)

## District : Khairpur Mirs

School Gender	School Level	Student Chairs	Student Desks	Student Benches	Teachers Tables	Teachers Chairs	Fans	Computers
Boys	Primary	937	3,914	5,526	1,106	2,542	1,721	12
	Middle	70	148	7	14	39	24	-
	Elementary	193	946	377	99	191	187	1
	Secondary	2,955	3,091	645	217	1,067	1,117	120
	Higher Secondary	940	692	40	60	238	326	100
	Total	5,095	8,791	6,595	1,496	4,077	3,375	233
Girls	Primary	3,035	3,920	2,711	753	1,544	1,258	9
	Middle	269	651	108	88	171	202	10
	Elementary	602	826	219	137	295	268	1
	Secondary	2,638	3,049	342	359	974	889	94
	Higher Secondary	1,138	156	-	30	98	81	19
	Total	7,682	8,602	3,380	1,367	3,082	2,698	133
Mixed	Primary	4,648	10,890	17,503	3,333	7,301	4,936	63
	Middle	145	609	117	67	222	249	1
	Elementary	968	2,335	913	343	1,033	812	31
	Secondary	5,175	5,266	1,118	509	2,045	1,988	123
	Higher Secondary	3,681	2,570	477	261	934	730	92
	Total	14,617	21,670	20,128	4,513	11,535	8,715	310
Total	Primary	8,620	18,724	25,740	5,192	11,387	7,915	84
	Middle	484	1,408	232	169	432	475	11
	Elementary	1,763	4,107	1,509	579	1,519	1,267	33
	Secondary	10,768	11,406	2,105	1,085	4,086	3,994	337
	Higher Secondary	5,759	3,418	517	351	1,270	1,137	211
Grand Total		27,394	39,063	30,103	7,376	18,694	14,788	676

**Taluka Summary : Schools, Enrolment, Teachers and Status wise**
**12**

District : Khairpur Mirs	No. of Schools				Enrolment			Teachers			School Status	
	Taluka Name	Boys	Girls	Mixed	Total	Boys	Girls	Total	Male	Female	Total	Functional
Faiz Ganj	61	36	383	480	20,735	13,120	33,855	746	168	914	422	58
Gambat	96	41	174	311	19,129	11,913	31,042	656	224	880	274	37
Khairpur Mirs	104	55	207	366	32,002	24,516	56,518	1,327	584	1,911	337	29
Kingri	40	53	267	360	29,464	18,860	48,324	1,097	240	1,337	340	20
Kot Diji	242	102	215	559	31,251	18,199	49,450	1,226	273	1,499	519	40
Mirwah	166	160	462	788	34,404	23,961	58,365	1,260	375	1,635	692	96
Nara	23	34	280	337	10,725	6,984	17,709	403	54	457	296	41
Sobhodoro	9	48	208	265	20,755	12,630	33,385	584	208	792	248	17
<b>District Total</b>	<b>741</b>	<b>529</b>	<b>2,196</b>	<b>3,466</b>	<b>198,465</b>	<b>130,183</b>	<b>328,648</b>	<b>7,299</b>	<b>2,126</b>	<b>9,425</b>	<b>3,128</b>	<b>338</b>

Source: SEMIS Census 2012 - 2013

Sindh Education Management Information System (SEMIS)