

SINDH Education Management Information System (SEMIS)

**District Education Profile**

**KAMBAR-SH.KOT**

**2012 - 13**



**REFORM SUPPORT UNIT**

Education and Literacy Department

Government of Sindh, Karachi

## **TABLE OF CONTENTS**

### **District Kambar Shahdadkot**

<b>TOPICS</b>		<b>Page No</b>
Graph	- Basic Education Summary	1
Summary	- Schools, Enrolment and Teachers by Gender and level wise.	2
Schools	- Gender, Level and Status wise.	3
	- Medium and Shift wise.	4
Enrolment	- Gender, Level and Classes stage wise.	5
Teachers	- Gender, Level and Type of Post wise	6
	- Gender, Level and Professional Training wise.	7
Buildings	- School Buildings Status Gender and Level wise.	8
Facilities	- Schools having Basic Facilities.	9
	- Schools having Advance Facilities.	10
	- Classroom Facilities Gender and level wise.	11
Taluka Summary	- Number of Schools, Enrolment , Teachers and School status	12

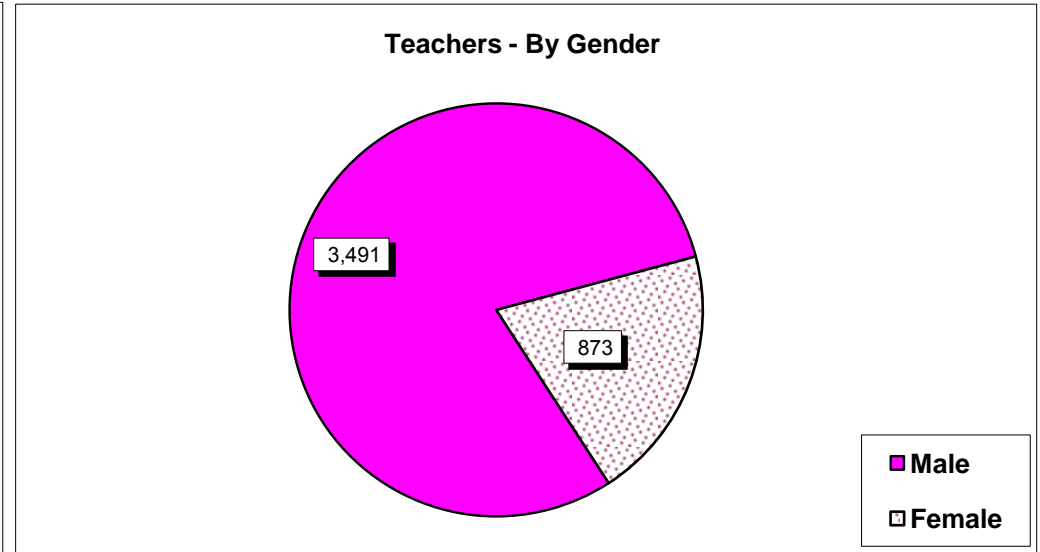
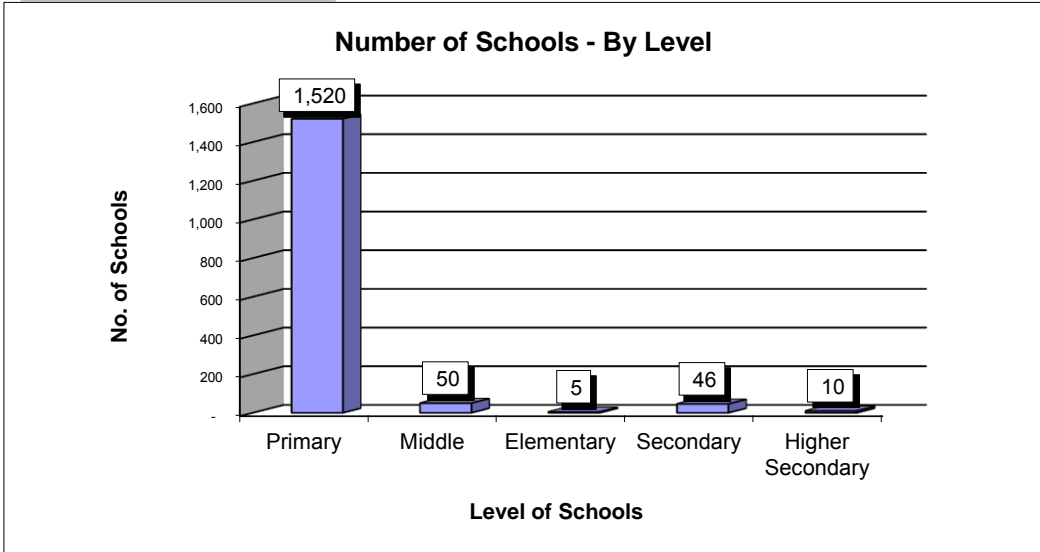
**Graphical Representation of Schools Enrolment ( Census 2012 - 2013 )**

**District : Kambar Shahdadkot**

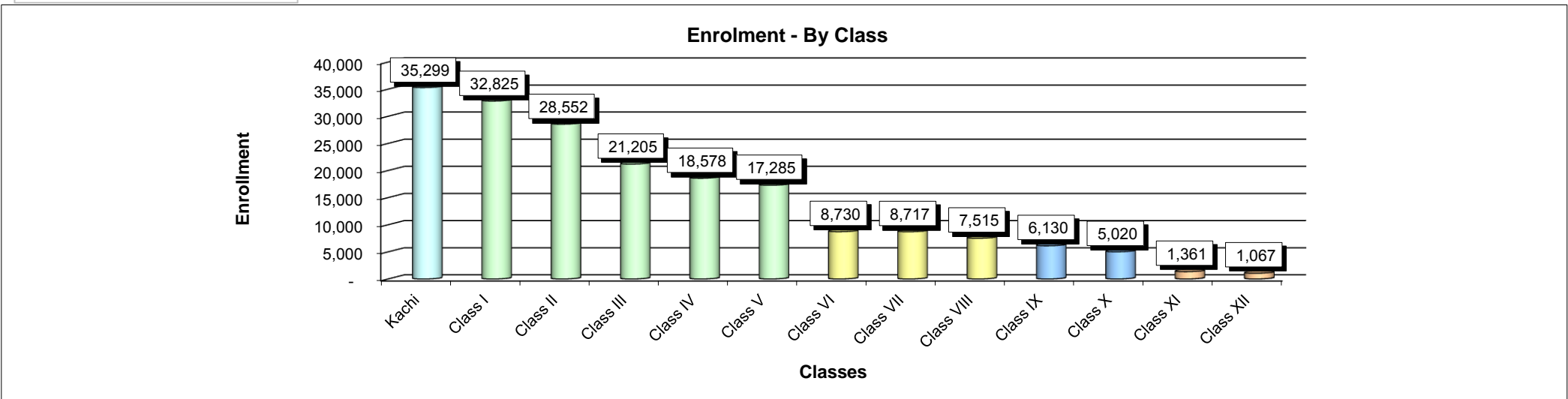
**1**

**Total Schools : 1,631**

**Total Teachers : 4,364**



**Total Enrollment : 192,284**



**Basic Ratio ---- Students per Teachers : 44**

**Students per School : 118**

**Students per Classroom : 55**

**Teachers per School : 3**

District : Kambar Shahdadkot		No. of Schools	Enrolment			Teachers			Student per Teacher Ratio
School Gender	School Level	Total	Boys	Girls	Total	Male	Female	Total	
Boys	Primary	472	32,865	11,128	43,993	938	3	941	47
	Middle	6	207	89	296	10		10	30
	Elementary	1	159	80	239	8		8	30
	Secondary	14	11,596	1,149	12,745	388		388	33
	Higher Secondary	2	2,852	-	2,852	72		72	40
	Total	495	47,679	12,446	60,125	1,416	3	1,419	42
Girls	Primary	265	1,015	23,271	24,286	1	544	545	45
	Middle	16	14	864	878	2	32	34	26
	Elementary				-			-	
	Secondary	9	101	6,048	6,149	12	112	124	50
	Higher Secondary	4	-	5,441	5,441	2	97	99	55
	Total	294	1,130	35,624	36,754	17	785	802	46
Mixed	Primary	783	51,328	26,814	78,142	1,539	62	1,601	49
	Middle	28	1,325	1,052	2,377	103	1	104	23
	Elementary	4	335	104	439	13		13	34
	Secondary	23	6,773	4,222	10,995	307	21	328	34
	Higher Secondary	4	2,677	775	3,452	96	1	97	36
	Total	842	62,438	32,967	95,405	2,058	85	2,143	45
Total	Primary	1,520	85,208	61,213	146,421	2,478	609	3,087	47
	Middle	50	1,546	2,005	3,551	115	33	148	24
	Elementary	5	494	184	678	21	-	21	32
	Secondary	46	18,470	11,419	29,889	707	133	840	36
	Higher Secondary	10	5,529	6,216	11,745	170	98	268	44
Grand Total		1,631	111,247	81,037	192,284	3,491	873	4,364	44

**Schools : Gender, Level, Location and Status wise**
**3**

District : Kambar Shahdadkot		Urban Area			Rural Area			Total Schools		
School Gender	School Level	Functional	Closed	Total	Functional	Closed	Total	Functional	Closed	Total
Boys	Primary	34	7	41	361	70	431	395	77	472
	Middle			-	3	3	6	3	3	6
	Elementary			-	1		1	1	-	1
	Secondary	6		6	8		8	14	-	14
	Higher Secondary	1		1	1		1	2	-	2
	Total		41	7	48	374	73	447	415	80
Girls	Primary	21		21	198	46	244	219	46	265
	Middle	1		1	15		15	16	-	16
	Elementary			-			-	-	-	-
	Secondary	5		5	4		4	9	-	9
	Higher Secondary	4		4			-	4	-	4
	Total		31	-	31	217	46	263	248	46
Mixed	Primary	47	2	49	697	37	734	744	39	783
	Middle			-	28		28	28	-	28
	Elementary			-	4		4	4	-	4
	Secondary	2		2	21		21	23	-	23
	Higher Secondary			-	4		4	4	-	4
	Total		49	2	51	754	37	791	803	39
Total	Primary	102	9	111	1,256	153	1,409	1,358	162	1,520
	Middle	1	-	1	46	3	49	47	3	50
	Elementary	-	-	-	5	-	5	5	-	5
	Secondary	13	-	13	33	-	33	46	-	46
	Higher Secondary	5	-	5	5	-	5	10	-	10
Grand Total		121	9	130	1,345	156	1,501	1,466	165	1,631

Note : Closed = Both Temporary (147) and Permanent (18) Closed Schools included

**Schools : Medium and Shift wise**
**4**

District : Kambar Shahdadko		Schools by Medium					Schools by Shift				Number of Branch Schools
School Gender	School Level	Urdu	Sindhi	English	Mixed	Total	Morning	Afternoon	Both	Total	
Boys	Primary		472			472	472	-	-	472	1
	Middle		6			6	6	-	-	6	-
	Elementary		1			1	1	-	-	1	-
	Secondary		14			14	14	-	-	14	-
	Higher Secondary		2			2	2	-	-	2	-
	Total		-	495	-	-	495	495	-	-	495
Girls	Primary		265			265	264	-	1	265	-
	Middle		16			16	16	-	-	16	1
	Elementary					-				-	
	Secondary		8		1	9	9	-	-	9	-
	Higher Secondary		4			4	4	-	-	4	-
	Total		-	293	-	1	294	293	-	1	294
Mixed	Primary		782	1		783	783	-	-	783	1
	Middle		28			28	28	-	-	28	-
	Elementary		4			4	4	-	-	4	-
	Secondary		23			23	23	-	-	23	-
	Higher Secondary		4			4	4	-	-	4	-
	Total		-	841	1	-	842	842	-	-	842
Total	Primary	-	1,519	1	-	1,520	1,519	-	1	1,520	2
	Middle	-	50	-	-	50	50	-	-	50	1
	Elementary	-	5	-	-	5	5	-	-	5	-
	Secondary	-	45	-	1	46	46	-	-	46	-
	Higher Secondary	-	10	-	-	10	10	-	-	10	-
Grand Total		-	1,629	1	1	1,631	1,630	-	1	1,631	3

**Enrolment : Gender, Level and Class Stage wise**
**5**

District : Kambar Shahdadkot	Boys Enrolment Class Stages wise						Girls Enrolment Class Stages wise						Grand Total	
	School Level	Kachi	I to V	VI to VIII	IX to X	XI to XII	Total	Kachi	I to V	VI to VIII	IX to X	XI to XII		Total
Primary	18,704	66,493	11				85,208	15,268	45,945				61,213	146,421
Middle	29	68	1,449				1,546	7	31	1,967			2,005	3,551
Elementary	69	412	13				494	33	151				184	678
Secondary	538	2,351	9,870	5,711			18,470	406	1,971	6,238	2,804		11,419	29,889
Higher Secondary	6	73	2,635	1,418	1,397		5,529	239	950	2,779	1,217	1,031	6,216	11,745
Grand Total	19,346	69,397	13,978	7,129	1,397		111,247	15,953	49,048	10,984	4,021	1,031	81,037	192,284

Source: SEMIS Census 2012 - 2013

Sindh Education Management Information System (SEMIS)

**Teachers : Level and Type of Post wise**
**6**

District : Kambar Shahd		Teaching Staff by Type of Post									Grand Total
Teacher Gender	School Level	Govt. Regular	Govt. Contract	SMC	NCHD	ESRA / US Aid	UNICEF	Other Donor	Volunteer	Not Provided	
Male	Primary	2,285	36		157						2,478
	Middle	102	9		2		1	1			115
	Elementary	21									21
	Secondary	667	40								707
	Higher Secondary	161	9								170
	Total	3,236	94	-	159	-	1	1	-	-	-
Female	Primary	544	10		55						609
	Middle	33									33
	Elementary										-
	Secondary	123	10								133
	Higher Secondary	94	4								98
	Total	794	24	-	55	-	-	-	-	-	-
Total	Primary	2,829	46	-	212	-	-	-	-	-	3,087
	Middle	135	9	-	2	-	1	1	-	-	148
	Elementary	21	-	-	-	-	-	-	-	-	21
	Secondary	790	50	-	-	-	-	-	-	-	840
	Higher Secondary	255	13	-	-	-	-	-	-	-	268
	Grand Total	4,030	118	-	214	-	1	1	-	-	-



**Teachers : Gender and Professional Training wise**
**7**

District : Kambar Shahr		Teaching Staff by Professional Training wise							Grand Total
Teacher Gender	School Level	PTC	C.T	B. Ed	M. Ed	Other	Untrained	Not Provided	Total
Male	Primary	1,094	71	1,027	71	4	15	196	2,478
	Middle	10	13	30	41	16	1	4	115
	Elementary	11		6	3	1			21
	Secondary	16	40	230	358	47	4	12	707
	Higher Secondary	2	5	60	92	11			170
	Total		1,133	129	1,353	565	79	20	212
Female	Primary	253	18	216	27	1	3	91	609
	Middle	2	5	11	11	4			33
	Elementary								-
	Secondary	6	1	35	69			22	133
	Higher Secondary	9	2	37	44	1	1	4	98
	Total		270	26	299	151	6	4	117
Total	Primary	1,347	89	1,243	98	5	18	287	3,087
	Middle	12	18	41	52	20	1	4	148
	Elementary	11	-	6	3	1	-	-	21
	Secondary	22	41	265	427	47	4	34	840
	Higher Secondary	11	7	97	136	12	1	4	268
Grand Total		1,403	155	1,652	716	85	24	329	4,364

**Schools Building Facilities : Gender and Level wise**
**8**

District : Kambar Shahdadko		Schools by Building							Total Schools	Total Number of Classrooms
		Other Ownership	Govt. Ownership				Rental	Shelterless (No Build / No Info)		
			Satisfactory	Repairable	Dangerous	No Info				
School Gender	School Level									
Boys	Primary	6	90	177	109	-	3	87	472	814
	Middle	-	-	1	3	-	-	2	6	10
	Elementary	-	-	1	-	-	-	-	1	7
	Secondary	-	2	9	3	-	-	-	14	215
	Higher Secondary	-	1	1	-	-	-	-	2	33
	Total	6	93	189	115	-	3	89	495	1,079
Girls	Primary	10	47	111	81	-	3	13	265	520
	Middle	-	5	8	3	-	-	-	16	51
	Elementary	-	-	-	-	-	-	-	-	-
	Secondary	-	2	6	1	-	-	-	9	90
	Higher Secondary	-	1	3	-	-	-	-	4	60
	Total	10	55	128	85	-	3	13	294	721
Mixed	Primary	9	187	314	165	-	1	107	783	1,348
	Middle	-	5	13	10	-	-	-	28	85
	Elementary	-	2	1	-	-	-	1	4	15
	Secondary	-	3	15	5	-	-	-	23	217
	Higher Secondary	-	1	2	1	-	-	-	4	48
	Total	9	198	345	181	-	1	108	842	1,713
Total	Primary	25	324	602	355	-	7	207	1,520	2,682
	Middle	-	10	22	16	-	-	2	50	146
	Elementary	-	2	2	-	-	-	1	5	22
	Secondary	-	7	30	9	-	-	-	46	522
	Higher Secondary	-	3	6	1	-	-	-	10	141
Grand Total		25	346	662	381	-	7	210	1,631	3,513

Note : Closed Schools Included

Source: SEMIS Census 2012 - 2013

Sindh Education Management Information System (SEMIS)

**Schools with Basic Facilities : Gender and Level wise**
**9**

District : Kambar Shahdadkot			Schools having Basic Facilities					Schools having	
School Gender	School Level	Schools	Electricity	Toilets	Drinking Water	Boundary Wall	Play Ground	Library	Science Lab
Boys	Primary	472	245	198	167	257	93	4	4
	Middle	6	1	2	1	2	1	-	-
	Elementary	1	1	1	1	1	1	-	-
	Secondary	14	13	12	12	12	10	9	8
	Higher Secondary	2	2	2	2	2	1	-	1
	Total	495	262	215	183	274	106	13	13
Girls	Primary	265	95	113	87	169	45	1	-
	Middle	16	9	9	8	14	2	1	1
	Elementary								
	Secondary	9	7	7	4	7	3	-	1
	Higher Secondary	4	4	3	3	4	1	-	3
	Total	294	115	132	102	194	51	2	5
Mixed	Primary	783	408	439	325	482	212	1	-
	Middle	28	19	19	11	20	6	-	-
	Elementary	4	3	3	3	2	2	-	-
	Secondary	23	21	21	15	21	12	6	8
	Higher Secondary	4	4	4	4	3	3	2	4
	Total	842	455	486	358	528	235	9	12
Total	Primary	1,520	748	750	579	908	350	6	4
	Middle	50	29	30	20	36	9	1	1
	Elementary	5	4	4	4	3	3	-	-
	Secondary	46	41	40	31	40	25	15	17
	Higher Secondary	10	10	9	9	9	5	2	8
	Grand Total	1,631	832	833	643	996	392	24	30
Without Facilities / No Info			799	798	988	635	1,239	1,607	1,601

Note : Closed Schools Included

Source: SEMIS Census 2012 - 2013

Sindh Education Management Information System (SEMIS)

**Schools with Advance Facilities : Gender and Level wise**
**10**

District : Kambar Shahdadkot			Schools having / Received Facilities of			
School Gender	School Level	Schools	Functional SMC	Free Text Books	Construction Works	Girls Stipends
Boys	Primary	472	388	293	48	2
	Middle	6	3	3	1	2
	Elementary	1	1	1	-	-
	Secondary	14	14	3	2	1
	Higher Secondary	2	2	-	-	-
	Total	495	408	300	51	5
Girls	Primary	265	194	107	48	1
	Middle	16	14	10	6	10
	Elementary					
	Secondary	9	8	2	1	3
	Higher Secondary	4	4	3	2	3
	Total	294	220	122	57	17
Mixed	Primary	783	736	605	92	1
	Middle	28	26	24	11	21
	Elementary	4	4	3	1	-
	Secondary	23	22	11	6	11
	Higher Secondary	4	4	-	-	-
	Total	842	792	643	110	33
Total	Primary	1,520	1,318	1,005	188	4
	Middle	50	43	37	18	33
	Elementary	5	5	4	1	-
	Secondary	46	44	16	9	15
	Higher Secondary	10	10	3	2	3
Grand Total		1,631	1,420	1,065	218	55
Without Facilities / No Info			211	566	1,413	1,576

SMC = School Management Committee

Note : Closed Schools Included

Source: SEMIS Census 2012 - 2013

Sindh Education Management Information System (SEMIS)

## District : Kambar Shahdadkot

School Gender	School Level	Student Chairs	Student Desks	Student Benches	Teachers Tables	Teachers Chairs	Fans	Computers
Boys	Primary	486	864	4,189	677	1,365	787	-
	Middle	-	43	5	9	21	12	-
	Elementary	-	-	55	8	18	12	-
	Secondary	396	2,085	300	160	482	550	83
	Higher Secondary	2	230	2	11	75	54	1
	Total		884	3,222	4,551	865	1,961	1,415
Girls	Primary	201	1,365	1,896	419	694	454	3
	Middle	-	365	-	34	87	70	1
	Elementary							
	Secondary	277	822	73	72	194	219	16
	Higher Secondary	151	818	209	68	156	166	36
	Total		629	3,370	2,178	593	1,131	909
Mixed	Primary	142	1,950	8,011	1,261	2,364	1,563	9
	Middle	15	642	68	69	194	106	2
	Elementary	-	13	133	11	32	18	-
	Secondary	26	2,028	471	222	693	537	1
	Higher Secondary	12	480	8	50	190	195	1
	Total		195	5,113	8,691	1,613	3,473	2,419
Total	Primary	829	4,179	14,096	2,357	4,423	2,804	12
	Middle	15	1,050	73	112	302	188	3
	Elementary	-	13	188	19	50	30	-
	Secondary	699	4,935	844	454	1,369	1,306	100
	Higher Secondary	165	1,528	219	129	421	415	38
Grand Total		1,708	11,705	15,420	3,071	6,565	4,743	153

**Taluka Summary : Schools, Enrolment, Teachers and Status wise**
**12**

District : Kambar Shahdadkot	No. of Schools				Enrolment			Teachers			School Status	
	Taluka Name	Boys	Girls	Mixed	Total	Boys	Girls	Total	Male	Female	Total	Functional
Kambar	87	80	230	397	30,533	19,250	49,783	955	207	1,162	378	19
Miro Khan	58	32	90	180	11,880	6,420	18,300	351	78	429	153	27
Shahdadkot	37	31	149	217	17,657	15,584	33,241	656	167	823	210	7
Warrah	152	59	87	298	22,672	20,068	42,740	586	228	814	254	44
Qubo Saeed Khan	52	19	107	178	7,222	4,622	11,844	224	21	245	154	24
Naseerabad	28	38	105	171	12,197	9,691	21,888	437	144	581	168	3
Sijawal Junejo	81	35	74	190	9,086	5,402	14,488	282	28	310	149	41
<b>District Total</b>	<b>495</b>	<b>294</b>	<b>842</b>	<b>1,631</b>	<b>111,247</b>	<b>81,037</b>	<b>192,284</b>	<b>3,491</b>	<b>873</b>	<b>4,364</b>	<b>1,466</b>	<b>165</b>

Source: SEMIS Census 2012 - 2013

Sindh Education Management Information System (SEMIS)