

SINDH Education Management Information System (SEMIS)

District Education Profile

JACOBABAD

2012 - 13



REFORM SUPPORT UNIT

Education and Literacy Department

Government of Sindh, Karachi

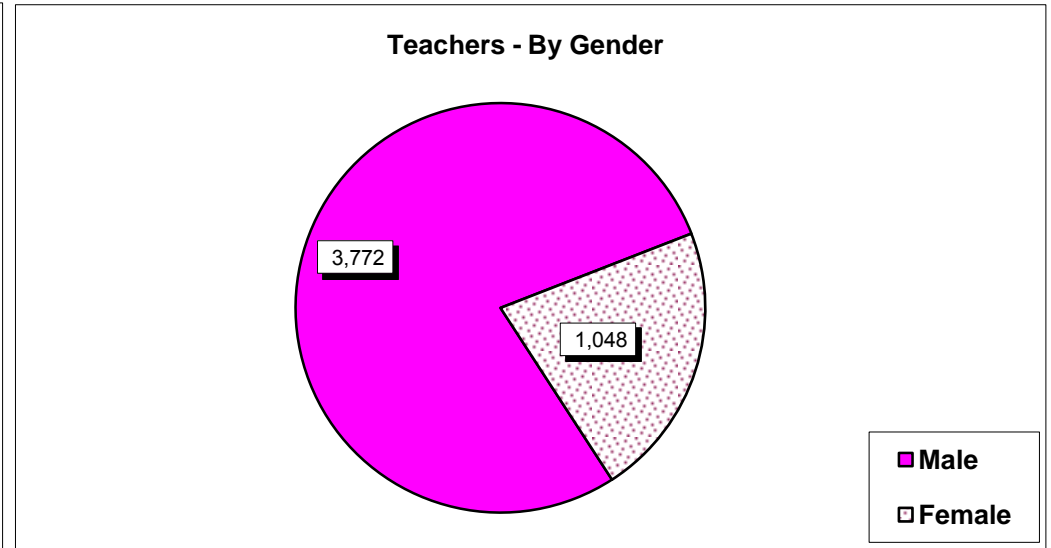
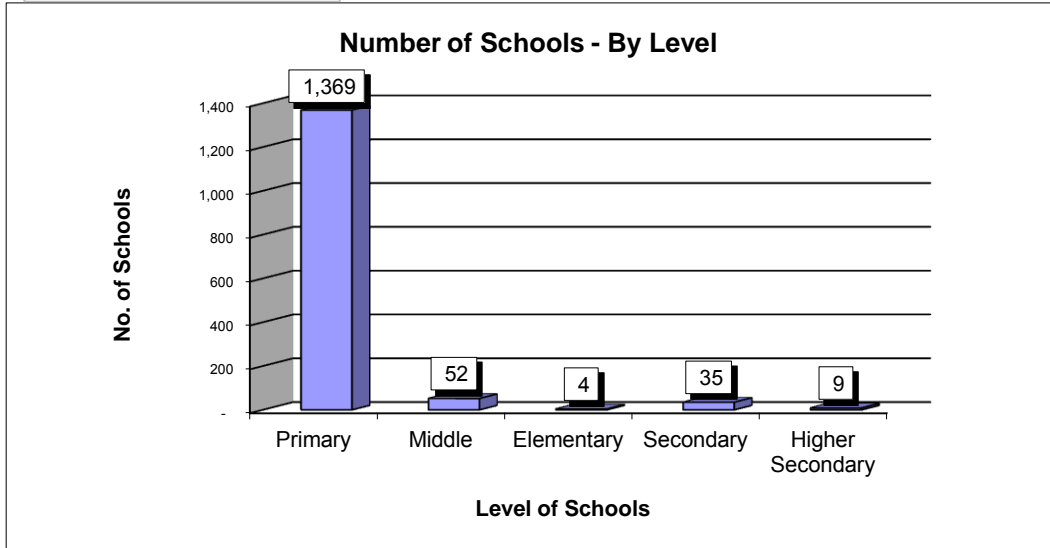
TABLE OF CONTENTS

District Jacobabad

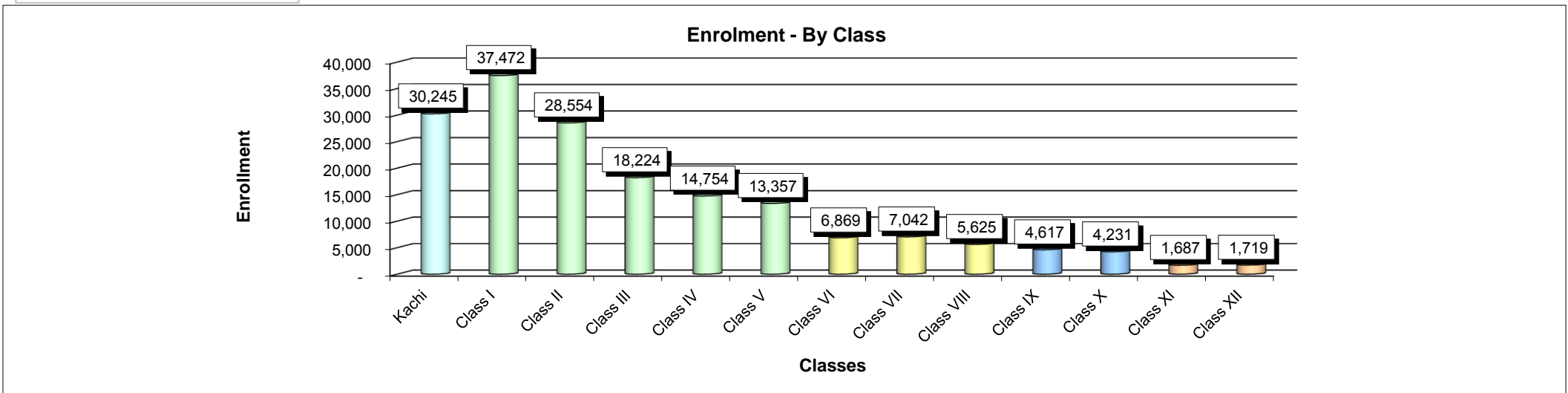
TOPICS		Page No
Graph	- Basic Education Summary	1
Summary	- Schools, Enrolment and Teachers by Gender and level wise.	2
Schools	- Gender, Level and Status wise.	3
	- Medium and Shift wise.	4
Enrolment	- Gender, Level and Classes stage wise.	5
Teachers	- Gender, Level and Type of Post wise	6
	- Gender, Level and Professional Training wise.	7
Buildings	- School Buildings Status Gender and Level wise.	8
Facilities	- Schools having Basic Facilities.	9
	- Schools having Advance Facilities.	10
	- Classroom Facilities Gender and level wise.	11
Taluka Summary	- Number of Schools, Enrolment , Teachers and School status	12

Total Schools : 1,469

Total Teachers : 4,820



Total Enrollment : 174,396



Basic Ratio ---- Students per Teachers : 36

Students per School : 118

Students per Classroom : 64

Teachers per School : 3

District : Jacobabad		No. of Schools	Enrolment			Teachers			Student per Teacher Ratio
School Gender	School Level	Total	Boys	Girls	Total	Male	Female	Total	
Boys	Primary	230	16,425	2,513	18,938	503	4	507	37
	Middle	3	77	63	140	18		18	8
	Elementary				-			-	-
	Secondary	7	5,362	34	5,396	186		186	29
	Higher Secondary	4	5,951	269	6,220	182	1	183	34
	Total	244	27,815	2,879	30,694	889	5	894	34
Girls	Primary	209	31	30,817	30,848	2	724	726	42
	Middle	20	-	2,318	2,318		130	130	18
	Elementary	1	-	120	120		3	3	40
	Secondary	7	-	3,623	3,623	1	113	114	32
	Higher Secondary	3	115	3,844	3,959	9	37	46	86
	Total	240	146	40,722	40,868	12	1,007	1,019	40
Mixed	Primary	930	63,431	27,798	91,229	2,372	34	2,406	38
	Middle	29	1,549	1,230	2,779	149	1	150	19
	Elementary	3	350	312	662	15		15	44
	Secondary	21	4,772	1,505	6,277	292	1	293	21
	Higher Secondary	2	1,568	319	1,887	43		43	44
	Total	985	71,670	31,164	102,834	2,871	36	2,907	35
Total	Primary	1,369	79,887	61,128	141,015	2,877	762	3,639	39
	Middle	52	1,626	3,611	5,237	167	131	298	18
	Elementary	4	350	432	782	15	3	18	43
	Secondary	35	10,134	5,162	15,296	479	114	593	26
	Higher Secondary	9	7,634	4,432	12,066	234	38	272	44
Grand Total		1,469	99,631	74,765	174,396	3,772	1,048	4,820	36

Schools : Gender, Level, Location and Status wise
3

District : Jacobabad		Urban Area			Rural Area			Total Schools		
School Gender	School Level	Functional	Closed	Total	Functional	Closed	Total	Functional	Closed	Total
Boys	Primary	9	4	13	168	49	217	177	53	230
	Middle	1		1	2		2	3	-	3
	Elementary			-			-	-	-	-
	Secondary	4		4	3		3	7	-	7
	Higher Secondary	3		3	1		1	4	-	4
	Total		17	4	21	174	49	223	191	53
Girls	Primary	32	1	33	165	11	176	197	12	209
	Middle	1	1	2	18		18	19	1	20
	Elementary			-	1		1	1	-	1
	Secondary	4		4	3		3	7	-	7
	Higher Secondary	2		2	1		1	3	-	3
	Total		39	2	41	188	11	199	227	13
Mixed	Primary	67	9	76	808	46	854	875	55	930
	Middle	1		1	25	3	28	26	3	29
	Elementary			-	3		3	3	-	3
	Secondary			-	21		21	21	-	21
	Higher Secondary			-	2		2	2	-	2
	Total		68	9	77	859	49	908	927	58
Total	Primary	108	14	122	1,141	106	1,247	1,249	120	1,369
	Middle	3	1	4	45	3	48	48	4	52
	Elementary	-	-	-	4	-	4	4	-	4
	Secondary	8	-	8	27	-	27	35	-	35
	Higher Secondary	5	-	5	4	-	4	9	-	9
Grand Total		124	15	139	1,221	109	1,330	1,345	124	1,469

Note : Closed = Both Temporary (105) and Permanent (19) Closed Schools included

Schools : Medium and Shift wise
4

District : Jacobabad		Schools by Medium					Schools by Shift				Number of Branch Schools	
School Gender	School Level	Urdu	Sindhi	English	Mixed	Total	Morning	Afternoon	Both	Total		
Boys	Primary	1	229			230	230	-	-	230	10	
	Middle		3			3	3	-	-	3	1	
	Elementary					-				-		
	Secondary		5		2	7	7	-	-	7	-	
	Higher Secondary		3			1	4	4	-	-	4	-
	Total		1	240	-	3	244	244	-	-	244	11
Girls	Primary	5	200		4	209	202	6	1	209	-	
	Middle		20			20	20	-	-	20	1	
	Elementary		1			1	1	-	-	1	-	
	Secondary		7			7	7	-	-	7	-	
	Higher Secondary		2		1	3	3	-	-	3	-	
	Total		5	230	-	5	240	233	6	1	240	1
Mixed	Primary	5	922		3	930	929	-	1	930	-	
	Middle		28	1		29	29	-	-	29	1	
	Elementary		3			3	3	-	-	3	-	
	Secondary		21			21	21	-	-	21	-	
	Higher Secondary		2			2	2	-	-	2	-	
	Total		5	976	1	3	985	984	-	1	985	1
Total	Primary	11	1,351	-	7	1,369	1,361	6	2	1,369	10	
	Middle	-	51	1	-	52	52	-	-	52	3	
	Elementary	-	4	-	-	4	4	-	-	4	-	
	Secondary	-	33	-	2	35	35	-	-	35	-	
	Higher Secondary	-	7	-	2	9	9	-	-	9	-	
Grand Total		11	1,446	1	11	1,469	1,461	6	2	1,469	13	

Enrolment : Gender, Level and Class Stage wise
5

District : Jacobabad	Boys Enrolment Class Stages wise						Girls Enrolment Class Stages wise						Grand Total	
	School Level	Kachi	I to V	VI to VIII	IX to X	XI to XII	Total	Kachi	I to V	VI to VIII	IX to X	XI to XII		Total
Primary	14,614	65,273					79,887	15,402	45,726				61,128	141,015
Middle		69	1,557				1,626	72	242	3,297			3,611	5,237
Elementary	10	229	111				350	37	291	104			432	782
Secondary			6,420	3,714			10,134			3,505	1,657		5,162	15,296
Higher Secondary	10	105	2,715	2,358	2,446		7,634	100	426	1,827	1,119	960	4,432	12,066
Grand Total	14,634	65,676	10,803	6,072	2,446		99,631	15,611	46,685	8,733	2,776	960	74,765	174,396

Source: SEMIS Census 2012 - 2013

Sindh Education Management Information System (SEMIS)

Teachers : Level and Type of Post wise
6

District : Jacobabad		Teaching Staff by Type of Post									Grand Total
Teacher Gender	School Level	Govt. Regular	Govt. Contract	SMC	NCHD	ESRA / US Aid	UNICEF	Other Donor	Volunteer	Not Provided	
Male	Primary	2,783	48	22	18		5		1		2,877
	Middle	158	9								167
	Elementary	15									15
	Secondary	478	1								479
	Higher Secondary	234									234
	Total		3,668	58	22	18	-	5	-	1	-
Female	Primary	752	8	1	1						762
	Middle	131									131
	Elementary	3									3
	Secondary	114									114
	Higher Secondary	38									38
	Total		1,038	8	1	1	-	-	-	-	-
Total	Primary	3,535	56	23	19	-	5	-	1	-	3,639
	Middle	289	9	-	-	-	-	-	-	-	298
	Elementary	18	-	-	-	-	-	-	-	-	18
	Secondary	592	1	-	-	-	-	-	-	-	593
	Higher Secondary	272	-	-	-	-	-	-	-	-	272
Grand Total		4,706	66	23	19	-	5	-	1	-	4,820

Teachers : Gender and Professional Training wise
7

District : Jacobabad		Teaching Staff by Professional Training wise							Grand Total
Teacher Gender	School Level	PTC	C.T	B. Ed	M. Ed	Other	Untrained	Not Provided	Total
Male	Primary	960	51	1,551	169	5	24	117	2,877
	Middle	2	24	68	47	21	1	4	167
	Elementary	2		13					15
	Secondary	3	17	129	278	48	2	2	479
	Higher Secondary		2	31	194	6		1	234
	Total		967	94	1,792	688	80	27	124
Female	Primary	300	67	306	51		2	36	762
	Middle	5	44	31	21	9	2	19	131
	Elementary	3							3
	Secondary	3	6	28	69	7	1		114
	Higher Secondary		1	8	27	2			38
	Total		311	118	373	168	18	5	55
Total	Primary	1,260	118	1,857	220	5	26	153	3,639
	Middle	7	68	99	68	30	3	23	298
	Elementary	5	-	13	-	-	-	-	18
	Secondary	6	23	157	347	55	3	2	593
	Higher Secondary	-	3	39	221	8	-	1	272
Grand Total		1,278	212	2,165	856	98	32	179	4,820

Schools Building Facilities : Gender and Level wise
8

District : Jacobabad		Schools by Building							Total Schools	Total Number of Classrooms
		Other Ownership	Govt. Ownership				Rental	Shelterless (No Build / No Info)		
			Satisfactory	Repairable	Dangerous	No Info				
School Gender	School Level									
Boys	Primary	3	23	73	42	-	-	89	230	304
	Middle	-	-	1	2	-	-	-	3	11
	Elementary	-	-	-	-	-	-	-	-	-
	Secondary	-	-	4	3	-	-	-	7	81
	Higher Secondary	-	1	2	1	-	-	-	4	62
	Total		3	24	80	48	-	-	89	244
Girls	Primary	10	24	103	38	-	1	33	209	439
	Middle	3	-	5	8	1	-	3	20	59
	Elementary	-	1	-	-	-	-	-	1	4
	Secondary	1	1	3	2	-	-	-	7	56
	Higher Secondary	-	-	2	1	-	-	-	3	36
	Total		14	26	113	49	1	1	36	240
Mixed	Primary	19	105	394	147	1	3	261	930	1,394
	Middle	1	1	18	7	-	-	2	29	96
	Elementary	-	-	1	2	-	-	-	3	12
	Secondary	-	3	11	7	-	-	-	21	118
	Higher Secondary	-	-	1	1	-	-	-	2	15
	Total		20	109	425	164	1	3	263	985
Total	Primary	32	152	570	227	1	4	383	1,369	2,137
	Middle	4	1	24	17	1	-	5	52	166
	Elementary	-	1	1	2	-	-	-	4	16
	Secondary	1	4	18	12	-	-	-	35	255
	Higher Secondary	-	1	5	3	-	-	-	9	113
	Grand Total		37	159	618	261	2	4	388	1,469

Note : Closed Schools Included

Source : SEMIS Census 2012 - 2013

Sindh Education Management Information System (SEMIS)

Schools with Basic Facilities : Gender and Level wise
9

District : Jacobabad			Schools having Basic Facilities					Schools having	
School Gender	School Level	Schools	Electricity	Toilets	Drinking Water	Boundary Wall	Play Ground	Library	Science Lab
Boys	Primary	230	62	80	75	95	3	-	-
	Middle	3	1	1	-	3	1	-	-
	Elementary								
	Secondary	7	6	3	3	5	4	2	2
	Higher Secondary	4	3	4	1	3	3	2	3
	Total	244	72	88	79	106	11	4	5
Girls	Primary	209	91	92	67	129	10	2	-
	Middle	20	7	9	6	14	-	-	-
	Elementary	1	-	1	-	1	-	-	-
	Secondary	7	7	6	6	7	3	-	2
	Higher Secondary	3	3	3	1	3	3	2	2
	Total	240	108	111	80	154	16	4	4
Mixed	Primary	930	366	380	316	403	72	1	1
	Middle	29	9	11	6	17	1	-	-
	Elementary	3	2	3	3	2	-	-	-
	Secondary	21	15	18	9	15	7	2	7
	Higher Secondary	2	1	2	2	2	1	-	2
	Total	985	393	414	336	439	81	3	10
Total	Primary	1,369	519	552	458	627	85	3	1
	Middle	52	17	21	12	34	2	-	-
	Elementary	4	2	4	3	3	-	-	-
	Secondary	35	28	27	18	27	14	4	11
	Higher Secondary	9	7	9	4	8	7	4	7
Grand Total		1,469	573	613	495	699	108	11	19
Without Facilities / No Info			896	856	974	770	1,361	1,458	1,450

Note : Closed Schools Included

Source: SEMIS Census 2012 - 2013

Sindh Education Management Information System (SEMIS)

Schools with Advance Facilities : Gender and Level wise
10

District : Jacobabad			Schools having / Received Facilities of			
School Gender	School Level	Schools	Functional SMC	Free Text Books	Construction Works	Girls Stipends
Boys	Primary	230	173	134	6	1
	Middle	3	2	2	-	-
	Elementary					
	Secondary	7	7	5	-	1
	Higher Secondary	4	4	2	-	-
	Total	244	186	143	6	2
Girls	Primary	209	167	114	3	-
	Middle	20	13	12	-	-
	Elementary	1	1	1	-	-
	Secondary	7	7	5	-	4
	Higher Secondary	3	3	3	-	3
	Total	240	191	135	3	7
Mixed	Primary	930	839	737	45	-
	Middle	29	20	22	4	6
	Elementary	3	3	1	-	-
	Secondary	21	21	16	-	6
	Higher Secondary	2	2	2	-	2
	Total	985	885	778	49	14
Total	Primary	1,369	1,179	985	54	1
	Middle	52	35	36	4	6
	Elementary	4	4	2	-	-
	Secondary	35	35	26	-	11
	Higher Secondary	9	9	7	-	5
	Grand Total	1,469	1,262	1,056	58	23
Without Facilities / No Info			207	413	1,411	1,446

SMC = School Management Committee

Note : Closed Schools Included

Source: SEMIS Census 2012 - 2013

Sindh Education Management Information System (SEMIS)

District : Jacobabad

School Gender	School Level	Student Chairs	Student Desks	Student Benches	Teachers Tables	Teachers Chairs	Fans	Computers
Boys	Primary	410	911	1,141	229	419	260	2
	Middle	-	44	-	4	12	12	-
	Elementary							
	Secondary	48	1,190	17	122	261	300	34
	Higher Secondary	331	456	1	29	125	88	23
	Total		789	2,601	1,159	384	817	660
Girls	Primary	404	2,419	1,759	383	654	450	16
	Middle	-	247	142	44	89	19	-
	Elementary	-	17	-	-	8	-	-
	Secondary	140	827	273	92	162	205	51
	Higher Secondary	70	392	100	28	96	129	57
	Total		614	3,902	2,274	547	1,009	803
Mixed	Primary	1,368	3,666	5,139	1,009	1,948	1,016	8
	Middle	54	312	78	59	114	58	-
	Elementary	10	37	12	5	10	19	-
	Secondary	286	1,081	31	126	421	167	27
	Higher Secondary	-	290	-	19	52	47	15
	Total		1,718	5,386	5,260	1,218	2,545	1,307
Total	Primary	2,182	6,996	8,039	1,621	3,021	1,726	26
	Middle	54	603	220	107	215	89	-
	Elementary	10	54	12	5	18	19	-
	Secondary	474	3,098	321	340	844	672	112
	Higher Secondary	401	1,138	101	76	273	264	95
Grand Total		3,121	11,889	8,693	2,149	4,371	2,770	233

District : Jacobabad	No. of Schools				Enrolment			Teachers			School Status	
	Taluka Name	Boys	Girls	Mixed	Total	Boys	Girls	Total	Male	Female	Total	Functional
Garhi Khairo	85	54	244	383	27,255	17,284	44,539	922	228	1,150	349	34
Jacobabad	60	72	260	392	29,147	23,479	52,626	1,246	493	1,739	326	66
Thull	99	114	481	694	43,229	34,002	77,231	1,604	327	1,931	670	24
District Total	244	240	985	1,469	99,631	74,765	174,396	3,772	1,048	4,820	1,345	124

Source: SEMIS Census 2012 - 2013

Sindh Education Management Information System (SEMIS)