

SINDH Education Management Information System (SEMIS)

District Education Profile

DADU

2012 - 13



REFORM SUPPORT UNIT

Education and Literacy Department

Government of Sindh, Karachi

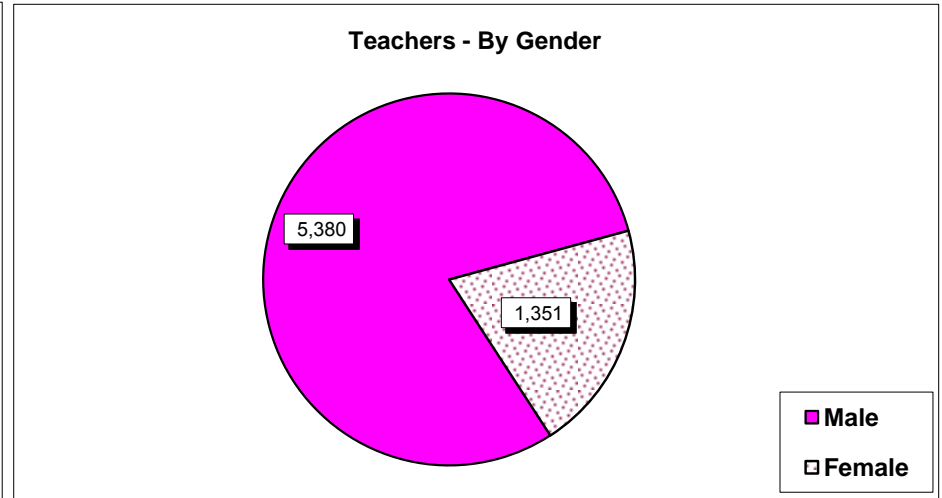
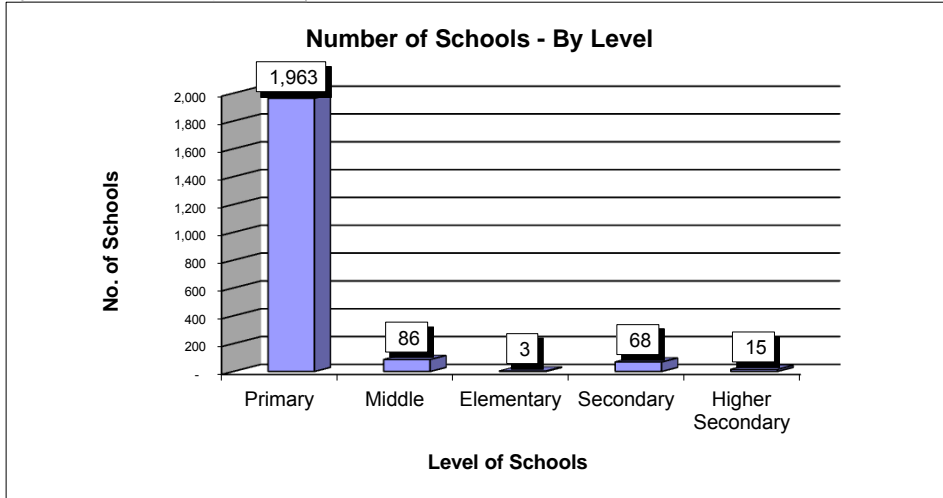
TABLE OF CONTENTS

District Dadu

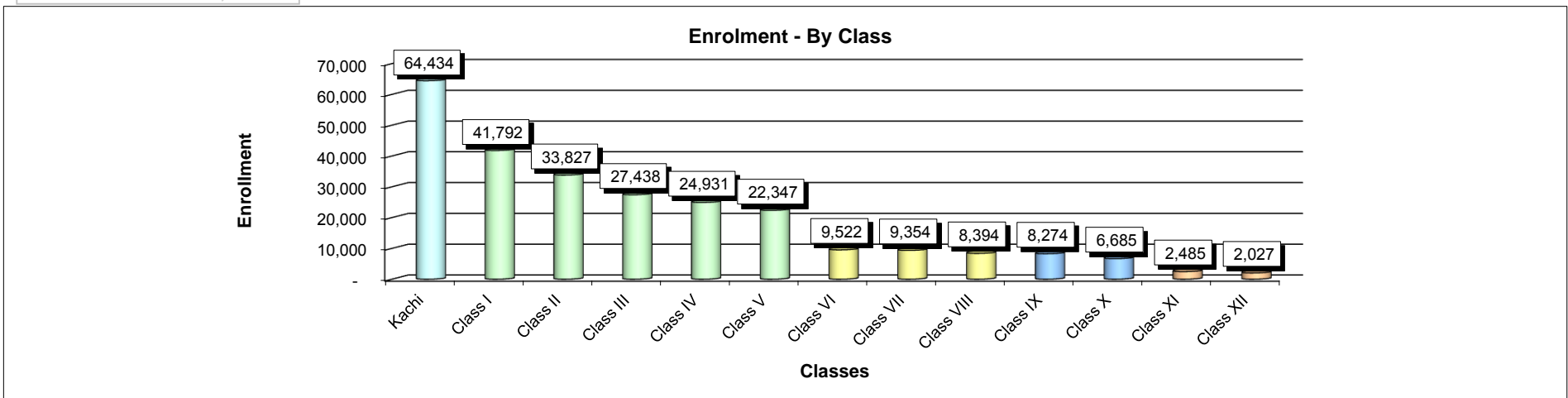
TOPICS		Page No
Graph	- Basic Education Summary	1
Summary	- Schools, Enrolment and Teachers by Gender and level wise.	2
Schools	- Gender, Level and Status wise.	3
	- Medium and Shift wise.	4
Enrolment	- Gender, Level and Classes stage wise.	5
Teachers	- Gender, Level and Type of Post wise	6
	- Gender, Level and Professional Training wise.	7
Buildings	- School Buildings Status Gender and Level wise.	8
Facilities	- Schools having Basic Facilities.	9
	- Schools having Advance Facilities.	10
	- Classroom Facilities Gender and level wise.	11
Taluka Summary	- Number of Schools, Enrolment , Teachers and School status	12

Total Schools : 2,135

Total Teachers : 6,731



Total Enrollment : 261,510



Basic Ratio ---- Students per Teachers : 39

Students per School : 122

Students per Classroom : 55

Teachers per School : 3

District : Dadu		No. of Schools	Enrolment			Teachers			Student per Teacher Ratio
School Gender	School Level	Total	Boys	Girls	Total	Male	Female	Total	
Boys	Primary	586	45,344	13,495	58,839	1,322	7	1,329	44
	Middle	25	2,201	461	2,662	99	2	101	26
	Elementary				-			-	-
	Secondary	22	12,907	388	13,295	421		421	32
	Higher Secondary	4	2,320	79	2,399	94		94	26
	Total		637	62,772	14,423	77,195	1,936	9	1,945
Girls	Primary	350	1,172	33,069	34,241	13	911	924	37
	Middle	32	153	2,913	3,066	1	94	95	32
	Elementary	1	-	183	183		3	3	61
	Secondary	13	-	6,463	6,463	2	199	201	32
	Higher Secondary	3	-	3,308	3,308	10	55	65	51
	Total		399	1,325	45,936	47,261	26	1,262	1,288
Mixed	Primary	1,027	74,052	39,361	113,413	2,657	80	2,737	41
	Middle	29	2,991	1,535	4,526	178		178	25
	Elementary	2	258	70	328	9		9	36
	Secondary	33	7,817	2,620	10,437	382		382	27
	Higher Secondary	8	6,951	1,399	8,350	192		192	43
	Total		1,099	92,069	44,985	137,054	3,418	80	3,498
Total	Primary	1,963	120,568	85,925	206,493	3,992	998	4,990	41
	Middle	86	5,345	4,909	10,254	278	96	374	27
	Elementary	3	258	253	511	9	3	12	43
	Secondary	68	20,724	9,471	30,195	805	199	1,004	30
	Higher Secondary	15	9,271	4,786	14,057	296	55	351	40
Grand Total		2,135	156,166	105,344	261,510	5,380	1,351	6,731	39

Schools : Gender, Level, Location and Status wise
3

District : Dadu		Urban Area			Rural Area			Total Schools		
School Gender	School Level	Functional	Closed	Total	Functional	Closed	Total	Functional	Closed	Total
Boys	Primary	35	3	38	486	62	548	521	65	586
	Middle	1		1	24		24	25	-	25
	Elementary			-			-	-	-	-
	Secondary	7		7	15		15	22	-	22
	Higher Secondary			-	4		4	4	-	4
	Total		43	3	46	529	62	591	572	65
Girls	Primary	30	1	31	253	66	319	283	67	350
	Middle	1		1	26	5	31	27	5	32
	Elementary			-	1		1	1	-	1
	Secondary	5		5	8		8	13	-	13
	Higher Secondary	2		2	1		1	3	-	3
	Total		38	1	39	289	71	360	327	72
Mixed	Primary	67	2	69	938	20	958	1,005	22	1,027
	Middle	4		4	25		25	29	-	29
	Elementary			-	2		2	2	-	2
	Secondary	1		1	32		32	33	-	33
	Higher Secondary	1		1	7		7	8	-	8
	Total		73	2	75	1,004	20	1,024	1,077	22
Total	Primary	132	6	138	1,677	148	1,825	1,809	154	1,963
	Middle	6	-	6	75	5	80	81	5	86
	Elementary	-	-	-	3	-	3	3	-	3
	Secondary	13	-	13	55	-	55	68	-	68
	Higher Secondary	3	-	3	12	-	12	15	-	15
Grand Total		154	6	160	1,822	153	1,975	1,976	159	2,135

Note : Closed = Both Temporary (98) and Permanent (61) Closed Schools included

Schools : Medium and Shift wise
4

District : Dadu		Schools by Medium					Schools by Shift				Number of Branch Schools	
School Gender	School Level	Urdu	Sindhi	English	Mixed	Total	Morning	Afternoon	Both	Total		
Boys	Primary		585		1	586	586	-	-	586	-	
	Middle		25			25	25	-	-	25	-	
	Elementary					-				-	-	
	Secondary		22			22	22	-	-	22	-	
	Higher Secondary		3			1	4	4	-	-	4	-
	Total		-	635	-	2	637	637	-	-	637	-
Girls	Primary		347	2	1	350	349	-	1	350	-	
	Middle		32			32	31	1	-	32	-	
	Elementary		1			1	1	-	-	1	-	
	Secondary		13			13	13	-	-	13	-	
	Higher Secondary		3			3	3	-	-	3	-	
	Total		-	396	2	1	399	397	1	1	399	-
Mixed	Primary	2	1,022		3	1,027	1,025	-	2	1,027	2	
	Middle		29			29	29	-	-	29	-	
	Elementary		2			2	2	-	-	2	-	
	Secondary		33			33	33	-	-	33	-	
	Higher Secondary		8			8	8	-	-	8	-	
	Total		2	1,094	-	3	1,099	1,097	-	2	1,099	2
Total	Primary	2	1,954	2	5	1,963	1,960	-	3	1,963	2	
	Middle	-	86	-	-	86	85	1	-	86	-	
	Elementary	-	3	-	-	3	3	-	-	3	-	
	Secondary	-	68	-	-	68	68	-	-	68	-	
	Higher Secondary	-	14	-	1	15	15	-	-	15	-	
Grand Total		2	2,125	2	6	2,135	2,131	1	3	2,135	2	

District : Dadu	Boys Enrolment Class Stages wise						Girls Enrolment Class Stages wise						Grand Total	
	School Level	Kachi	I to V	VI to VIII	IX to X	XI to XII	Total	Kachi	I to V	VI to VIII	IX to X	XI to XII		Total
Primary	35,050	85,518					120,568	27,002	58,923				85,925	206,493
Middle	968	2,509	1,838	30			5,345	1,023	2,306	1,575	5		4,909	10,254
Elementary	45	183	30				258	45	152	56			253	511
Secondary	288	717	12,135	7,584			20,724	13	27	5,997	3,434		9,471	30,195
Higher Secondary			3,599	2,711	2,961		9,271			2,040	1,195	1,551	4,786	14,057
Grand Total	36,351	88,927	17,602	10,325	2,961		156,166	28,083	61,408	9,668	4,634	1,551	105,344	261,510

Teachers : Level and Type of Post wise
6

District : Dadu		Teaching Staff by Type of Post									Grand Total
Teacher Gender	School Level	Govt. Regular	Govt. Contract	SMC	NCHD	ESRA / US Aid	UNICEF	Other Donor	Volunteer	Not Provided	
Male	Primary	3,894	3	1	69	1		9	11	4	3,992
	Middle	275	1	2							278
	Elementary	9									9
	Secondary	802	3								805
	Higher Secondary	295			1						296
	Total		5,275	7	3	70	1	-	9	11	4
Female	Primary	909	4		48			31	6		998
	Middle	87	1					8			96
	Elementary	3									3
	Secondary	199									199
	Higher Secondary	55									55
	Total		1,253	5	-	48	-	-	39	6	-
Total	Primary	4,803	7	1	117	1	-	40	17	4	4,990
	Middle	362	2	2	-	-	-	8	-	-	374
	Elementary	12	-	-	-	-	-	-	-	-	12
	Secondary	1,001	3	-	-	-	-	-	-	-	1,004
	Higher Secondary	350	-	-	1	-	-	-	-	-	351
Grand Total		6,528	12	3	118	1	-	48	17	4	6,731

Teachers : Gender and Professional Training wise
7

District : Dadu		Teaching Staff by Professional Training wise							Grand
Teacher Gender	School Level	PTC	C.T	B. Ed	M. Ed	Other	Untrained	Not Provided	Total
Male	Primary	2,154	223	1,279	252	4	58	22	3,992
	Middle	62	15	97	43	60		1	278
	Elementary	5		2	2				9
	Secondary	14	64	160	419	141	7		805
	Higher Secondary		23	48	153	64	8		296
	Total		2,235	325	1,586	869	269	73	23
Female	Primary	534	43	234	103	3	29	52	998
	Middle	20	4	28	29	8	6	1	96
	Elementary	2			1				3
	Secondary	8	11	28	118	29	5		199
	Higher Secondary		3	1	51				55
	Total		564	61	291	302	40	40	53
Total	Primary	2,688	266	1,513	355	7	87	74	4,990
	Middle	82	19	125	72	68	6	2	374
	Elementary	7	-	2	3	-	-	-	12
	Secondary	22	75	188	537	170	12	-	1,004
	Higher Secondary	-	26	49	204	64	8	-	351
Grand Total		2,799	386	1,877	1,171	309	113	76	6,731

Schools Building Facilities : Gender and Level wise
8

District : Dadu		Schools by Building							Total Schools	Total Number of Classrooms
		Other Ownership	Govt. Ownership				Rental	Shelterless (No Build / No Info)		
			Satisfactory	Repairable	Dangerous	No Info				
School Gender	School Level									
Boys	Primary	7	158	198	126	-	-	97	586	1,115
	Middle	-	3	14	5	-	-	3	25	65
	Elementary	-	-	-	-	-	-	-	-	-
	Secondary	-	11	9	2	-	-	-	22	175
	Higher Secondary	-	1	3	-	-	-	-	4	37
	Total		7	173	224	133	-	-	100	637
Girls	Primary	16	84	159	43	-	1	47	350	695
	Middle	1	8	15	5	-	-	3	32	87
	Elementary	-	-	1	-	-	-	-	1	4
	Secondary	-	6	4	3	-	-	-	13	100
	Higher Secondary	-	1	2	-	-	-	-	3	28
	Total		17	99	181	51	-	1	50	399
Mixed	Primary	28	299	438	137	1	2	122	1,027	2,001
	Middle	2	9	13	3	-	-	2	29	100
	Elementary	-	-	2	-	-	-	-	2	9
	Secondary	-	5	23	5	-	-	-	33	192
	Higher Secondary	-	3	4	1	-	-	-	8	104
	Total		30	316	480	146	1	2	124	1,099
Total	Primary	51	541	795	306	1	3	266	1,963	3,811
	Middle	3	20	42	13	-	-	8	86	252
	Elementary	-	-	3	-	-	-	-	3	13
	Secondary	-	22	36	10	-	-	-	68	467
	Higher Secondary	-	5	9	1	-	-	-	15	169
Grand Total		54	588	885	330	1	3	274	2,135	4,712

Note : Closed Schools Included

Source: SEMIS Census 2012 - 2013

Sindh Education Management Information System (SEMIS)

Schools with Basic Facilities : Gender and Level wise
9

District : Dadu			Schools having Basic Facilities					Schools having	
School Gender	School Level	Schools	Electricity	Toilets	Drinking Water	Boundary Wall	Play Ground	Library	Science Lab
Boys	Primary	586	268	263	215	339	69	-	-
	Middle	25	15	12	14	20	6	-	-
	Elementary								
	Secondary	22	20	21	16	19	11	9	8
	Higher Secondary	4	4	4	3	4	1	1	3
	Total	637	307	300	248	382	87	10	11
Girls	Primary	350	190	150	94	267	92	-	-
	Middle	32	19	19	18	26	6	-	-
	Elementary	1	1	1	1	1	1	-	-
	Secondary	13	9	10	9	13	7	1	2
	Higher Secondary	3	3	2	3	3	2	1	2
	Total	399	222	182	125	310	108	2	4
Mixed	Primary	1,027	465	550	415	660	231	-	-
	Middle	29	18	17	18	19	7	-	-
	Elementary	2	2	2	-	2	-	-	-
	Secondary	33	26	27	22	30	8	3	3
	Higher Secondary	8	8	8	7	8	4	3	5
	Total	1,099	519	604	462	719	250	6	8
Total	Primary	1,963	923	963	724	1,266	392	-	-
	Middle	86	52	48	50	65	19	-	-
	Elementary	3	3	3	1	3	1	-	-
	Secondary	68	55	58	47	62	26	13	13
	Higher Secondary	15	15	14	13	15	7	5	10
	Grand Total	2,135	1,048	1,086	835	1,411	445	18	23
Without Facilities / No Info			1,087	1,049	1,300	724	1,690	2,117	2,112

Note : Closed Schools Included

Source: SEMIS Census 2012 - 2013

Sindh Education Management Information System (SEMIS)

Schools with Advance Facilities : Gender and Level wise
10

District : Dadu			Schools having / Received Facilities of			
School Gender	School Level	Schools	Functional SMC	Free Text Books	Construction Works	Girls Stipends
Boys	Primary	586	490	429	34	-
	Middle	25	25	20	3	1
	Elementary					
	Secondary	22	19	21	1	2
	Higher Secondary	4	4	4	1	1
	Total	637	538	474	39	4
Girls	Primary	350	237	267	10	-
	Middle	32	19	26	3	4
	Elementary	1	1	1	-	-
	Secondary	13	12	13	1	5
	Higher Secondary	3	3	2	-	1
	Total	399	272	309	14	10
Mixed	Primary	1,027	901	813	56	2
	Middle	29	27	27	1	3
	Elementary	2	1	2	-	-
	Secondary	33	32	30	3	10
	Higher Secondary	8	8	7	-	2
	Total	1,099	969	879	60	17
Total	Primary	1,963	1,628	1,509	100	2
	Middle	86	71	73	7	8
	Elementary	3	2	3	-	-
	Secondary	68	63	64	5	17
	Higher Secondary	15	15	13	1	4
Grand Total		2,135	1,779	1,662	113	31
Without Facilities / No Info			356	473	2,022	2,104

SMC = School Management Committee

Note : Closed Schools Included

Source: SEMIS Census 2012 - 2013

Sindh Education Management Information System (SEMIS)

District : Dadu

School Gender	School Level	Student Chairs	Student Desks	Student Benches	Teachers Tables	Teachers Chairs	Fans	Computers
Boys	Primary	715	3,985	5,499	983	1,977	1,072	12
	Middle	15	268	311	76	137	99	3
	Elementary							
	Secondary	200	3,329	66	301	658	731	67
	Higher Secondary	-	682	30	59	170	123	7
	Total		930	8,264	5,906	1,419	2,942	2,025
Girls	Primary	423	2,072	2,240	431	932	560	1
	Middle	-	451	98	53	97	72	3
	Elementary	-	108	-	4	17	3	-
	Secondary	60	1,793	19	148	338	337	29
	Higher Secondary	220	780	200	45	172	143	29
	Total		703	5,204	2,557	681	1,556	1,115
Mixed	Primary	740	6,116	10,655	1,832	3,749	1,913	23
	Middle	30	536	274	145	285	135	4
	Elementary	-	10	47	9	12	10	1
	Secondary	102	2,272	114	227	724	594	35
	Higher Secondary	349	1,688	46	127	361	336	35
	Total		1,221	10,622	11,136	2,340	5,131	2,988
Total	Primary	1,878	12,173	18,394	3,246	6,658	3,545	36
	Middle	45	1,255	683	274	519	306	10
	Elementary	-	118	47	13	29	13	1
	Secondary	362	7,394	199	676	1,720	1,662	131
	Higher Secondary	569	3,150	276	231	703	602	71
Grand Total		2,854	24,090	19,599	4,440	9,629	6,128	249

District : Dadu Taluka Name	No. of Schools				Enrolment			Teachers			School Status	
	Boys	Girls	Mixed	Total	Boys	Girls	Total	Male	Female	Total	Functional	Closed
Dadu	200	129	327	656	44,851	35,038	79,889	1,917	605	2,522	625	31
Johi	216	84	204	504	27,131	16,719	43,850	899	156	1,055	424	80
K. N. Shah	75	98	331	504	37,643	25,817	63,460	1,310	200	1,510	456	48
Mehar	146	88	237	471	46,541	27,770	74,311	1,254	390	1,644	471	0
District Total	637	399	1,099	2,135	156,166	105,344	261,510	5,380	1,351	6,731	1,976	159

Source: SEMIS Census 2012 - 2013

Sindh Education Management Information System (SEMIS)