

SINDH Education Management Information System (SEMIS)

District Education Profile

SH. BENAZIRABAD

2012 - 13



REFORM SUPPORT UNIT

Education and Literacy Department

Government of Sindh, Karachi

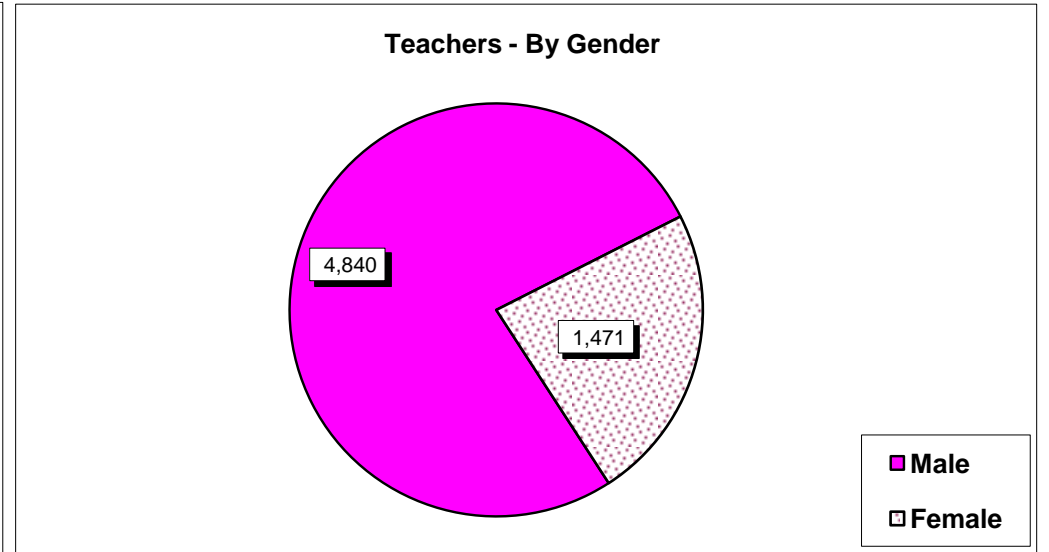
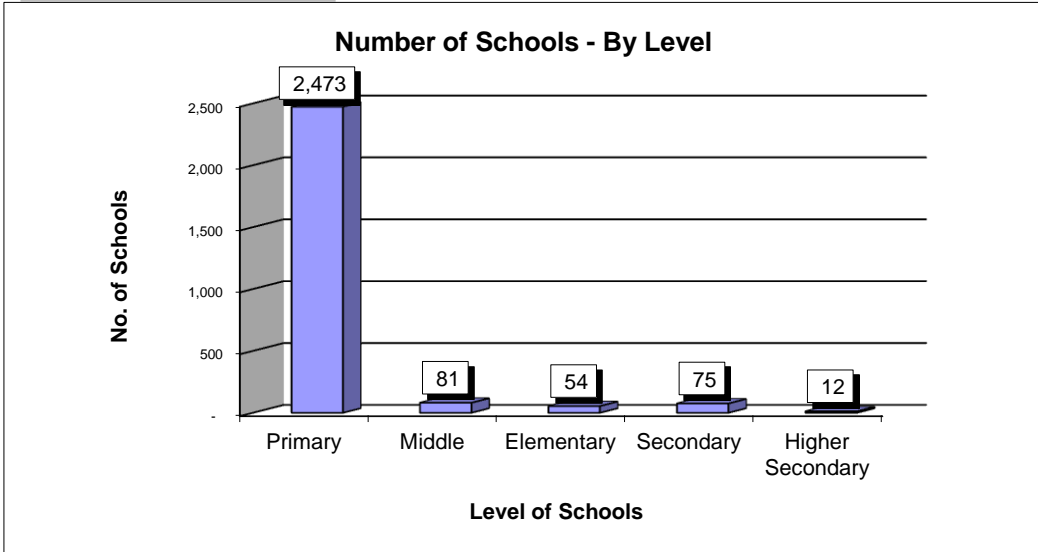
TABLE OF CONTENTS

District Shaheed Benazirabad

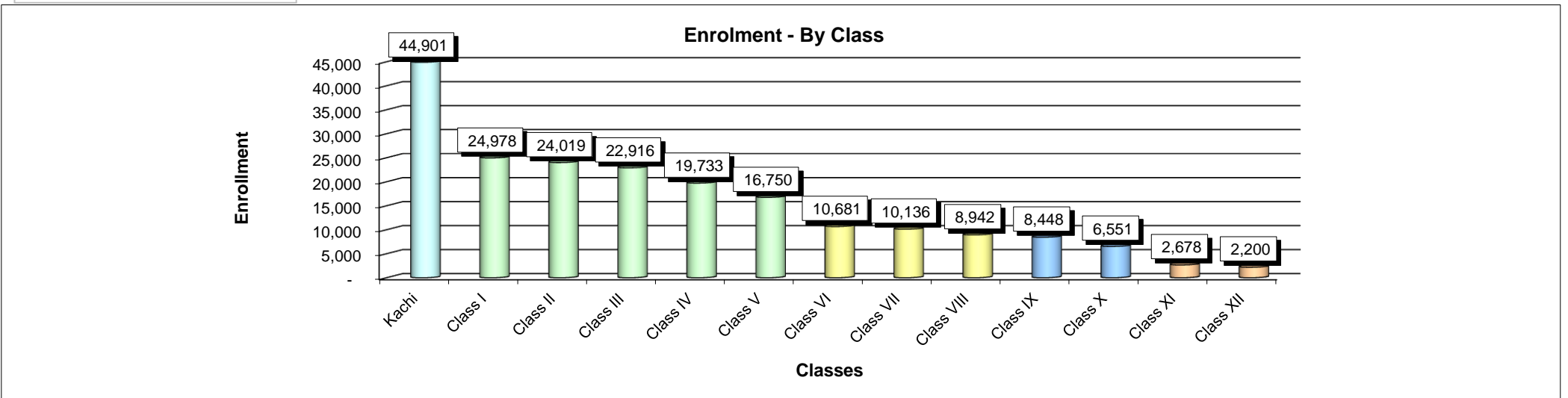
TOPICS		Page No
Graph	- Basic Education Summary	1
Summary	- Schools, Enrolment and Teachers by Gender and level wise.	2
Schools	- Gender, Level and Status wise.	3
	- Medium and Shift wise.	4
Enrolment	- Gender, Level and Classes stage wise.	5
Teachers	- Gender, Level and Type of Post wise	6
	- Gender, Level and Professional Training wise.	7
Buildings	- School Buildings Status Gender and Level wise.	8
Facilities	- Schools having Basic Facilities.	9
	- Schools having Advance Facilities.	10
	- Classroom Facilities Gender and level wise.	11
Taluka Summary	- Number of Schools, Enrolment , Teachers and School status	12

Total Schools : 2,695

Total Teachers : 6,311



Total Enrollment : 202,933



Basic Ratio ---- Students per Teachers : 32

Students per School : 75

Students per Classroom : 40

Teachers per School : 2

District : Shaheed Benazirabad		No. of Schools	Enrolment			Teachers			Student per Teacher Ratio
School Gender	School Level	Total	Boys	Girls	Total	Male	Female	Total	
Boys	Primary	368	15,431	2,633	18,064	576	31	607	30
	Middle	14	652	170	822	48		48	17
	Elementary	6	355	92	447	17		17	26
	Secondary	16	9,201	94	9,295	291		291	32
	Higher Secondary	2	2,718	345	3,063	102	1	103	30
	Total	406	28,357	3,334	31,691	1,034	32	1,066	30
Girls	Primary	380	1,121	15,960	17,081	48	713	761	22
	Middle	30	6	1,077	1,083		48	48	23
	Elementary	9	11	1,495	1,506		101	101	15
	Secondary	20	258	8,139	8,397		198	198	42
	Higher Secondary	2	-	3,076	3,076	2	52	54	57
	Total	441	1,396	29,747	31,143	50	1,112	1,162	27
Mixed	Primary	1,725	75,281	37,056	112,337	3,129	315	3,444	33
	Middle	37	1,419	763	2,182	75	2	77	28
	Elementary	39	3,281	1,420	4,701	111	6	117	40
	Secondary	39	7,987	2,465	10,452	304	3	307	34
	Higher Secondary	8	8,981	1,446	10,427	137	1	138	76
	Total	1,848	96,949	43,150	140,099	3,756	327	4,083	34
Total	Primary	2,473	91,833	55,649	147,482	3,753	1,059	4,812	31
	Middle	81	2,077	2,010	4,087	123	50	173	24
	Elementary	54	3,647	3,007	6,654	128	107	235	28
	Secondary	75	17,446	10,698	28,144	595	201	796	35
	Higher Secondary	12	11,699	4,867	16,566	241	54	295	56
Grand Total		2,695	126,702	76,231	202,933	4,840	1,471	6,311	32

Schools : Gender, Level, Location and Status wise
3

District : Shaheed Benazirabad		Urban Area			Rural Area			Total Schools		
School Gender	School Level	Functional	Closed	Total	Functional	Closed	Total	Functional	Closed	Total
Boys	Primary	10	1	11	283	74	357	293	75	368
	Middle	3		3	10	1	11	13	1	14
	Elementary			-	5	1	6	5	1	6
	Secondary	5		5	10	1	11	15	1	16
	Higher Secondary	2		2			-	2	-	2
	Total		20	1	21	308	77	385	328	78
Girls	Primary	23	3	26	252	102	354	275	105	380
	Middle	3	1	4	17	9	26	20	10	30
	Elementary	5		5	3	1	4	8	1	9
	Secondary	7		7	13		13	20	-	20
	Higher Secondary	2		2			-	2	-	2
	Total		40	4	44	285	112	397	325	116
Mixed	Primary	95	4	99	1,530	96	1,626	1,625	100	1,725
	Middle	1	1	2	32	3	35	33	4	37
	Elementary	3		3	35	1	36	38	1	39
	Secondary	1		1	38		38	39	-	39
	Higher Secondary	2		2	6		6	8	-	8
	Total		102	5	107	1,641	100	1,741	1,743	105
Total	Primary	128	8	136	2,065	272	2,337	2,193	280	2,473
	Middle	7	2	9	59	13	72	66	15	81
	Elementary	8	-	8	43	3	46	51	3	54
	Secondary	13	-	13	61	1	62	74	1	75
	Higher Secondary	6	-	6	6	-	6	12	-	12
Grand Total		162	10	172	2,234	289	2,523	2,396	299	2,695

Note : Closed = Both Temporary (212) and Permanent (87) Closed Schools included

Schools : Medium and Shift wise
4

District : Shaheed Benazirab		Schools by Medium					Schools by Shift				Number of Branch Schools
School Gender	School Level	Urdu	Sindhi	English	Mixed	Total	Morning	Afternoon	Both	Total	
Boys	Primary	12	348		8	368	365	3	-	368	1
	Middle	2	11	1		14	14	-	-	14	-
	Elementary		6			6	6	-	-	6	-
	Secondary	3	8		5	16	16	-	-	16	-
	Higher Secondary	1			1	2	2	-	-	2	-
	Total		18	373	1	14	406	403	3	-	406
Girls	Primary	25	330	1	24	380	378	2	-	380	-
	Middle	3	25	1	1	30	30	-	-	30	-
	Elementary	1	7		1	9	9	-	-	9	-
	Secondary		7		13	20	20	-	-	20	-
	Higher Secondary				2	2	2	-	-	2	-
	Total		29	369	2	41	441	439	2	-	441
Mixed	Primary	58	1,616	2	49	1,725	1,717	8	-	1,725	-
	Middle	1	34		2	37	37	-	-	37	-
	Elementary		38		1	39	39	-	-	39	-
	Secondary		28		11	39	39	-	-	39	-
	Higher Secondary		4		4	8	8	-	-	8	-
	Total		59	1,720	2	67	1,848	1,840	8	-	1,848
Total	Primary	95	2,294	3	81	2,473	2,460	13	-	2,473	1
	Middle	6	70	2	3	81	81	-	-	81	-
	Elementary	1	51	-	2	54	54	-	-	54	-
	Secondary	3	43	-	29	75	75	-	-	75	-
	Higher Secondary	1	4	-	7	12	12	-	-	12	-
Grand Total		106	2,462	5	122	2,695	2,682	13	-	2,695	1

Enrolment : Gender, Level and Class Stage wise
5

District : Shaheed Benazirabad	Boys Enrolment Class Stages wise						Girls Enrolment Class Stages wise						Grand Total	
	School Level	Kachi	I to V	VI to VIII	IX to X	XI to XII	Total	Kachi	I to V	VI to VIII	IX to X	XI to XII		Total
Primary	25,497	66,302	34				91,833	17,757	37,889	3			55,649	147,482
Middle	81	391	1,513	92			2,077	80	346	1,519	65		2,010	4,087
Elementary	743	1,948	956				3,647	743	1,520	744			3,007	6,654
Secondary			11,367	6,043	36		17,446			6,788	3,862	48	10,698	28,144
Higher Secondary			4,798	3,522	3,379		11,699			2,037	1,415	1,415	4,867	16,566
Grand Total	26,321	68,641	18,668	9,657	3,415		126,702	18,580	39,755	11,091	5,342	1,463	76,231	202,933

Source: SEMIS Census 2012 - 2013

Sindh Education Management Information System (SEMIS)

Teachers : Level and Type of Post wise
6

District : Shaheed Benazir		Teaching Staff by Type of Post									Grand Total
Teacher Gender	School Level	Govt. Regular	Govt. Contract	SMC	NCHD	ESRA / US Aid	UNICEF	Other Donor	Volunteer	Not Provided	
Male	Primary	3,133	307		287	1	2		22	1	3,753
	Middle	120	2		1						123
	Elementary	116	8		4						128
	Secondary	590	5								595
	Higher Secondary	237	4								241
	Total	4,196	326	-	292	1	2	-	22	1	4,840
Female	Primary	817	123		116			1	2		1,059
	Middle	47	2		1						50
	Elementary	98	9								107
	Secondary	194	1		6						201
	Higher Secondary	54									54
	Total	1,210	135	-	123	-	-	1	2	-	1,471
Total	Primary	3,950	430	-	403	1	2	1	24	1	4,812
	Middle	167	4	-	2	-	-	-	-	-	173
	Elementary	214	17	-	4	-	-	-	-	-	235
	Secondary	784	6	-	6	-	-	-	-	-	796
	Higher Secondary	291	4	-	-	-	-	-	-	-	295
	Grand Total	5,406	461	-	415	1	2	1	24	1	6,311

Teachers : Gender and Professional Training wise
7

District : Shaheed Benazir		Teaching Staff by Professional Training wise							Grand Total
Teacher Gender	School Level	PTC	C.T	B. Ed	M. Ed	Other	Untrained	Not Provided	Total
Male	Primary	1,932	182	1,050	122	12	382	73	3,753
	Middle	9	10	37	25	35	7		123
	Elementary	59	4	44	12	1	7	1	128
	Secondary	5	11	209	276	79	15		595
	Higher Secondary	5	10	85	118	16	7		241
	Total		2,010	217	1,425	553	143	418	74
Female	Primary	459	55	315	39	1	175	15	1,059
	Middle	7	2	10	14	6	11		50
	Elementary	44	4	44	7	2	6		107
	Secondary	3	1	55	111	21	10		201
	Higher Secondary		2	13	38		1		54
	Total		513	64	437	209	30	203	15
Total	Primary	2,391	237	1,365	161	13	557	88	4,812
	Middle	16	12	47	39	41	18	-	173
	Elementary	103	8	88	19	3	13	1	235
	Secondary	8	12	264	387	100	25	-	796
	Higher Secondary	5	12	98	156	16	8	-	295
Grand Total		2,523	281	1,862	762	173	621	89	6,311

Schools Building Facilities : Gender and Level wise
8

District : Shaheed Benazirab		Schools by Building							Total Schools	Total Number of Classrooms
		Other Ownership	Govt. Ownership				Rental	Shelterless (No Build / No Info)		
			Satisfactory	Repairable	Dangerous	No Info				
School Gender	School Level									
Boys	Primary	2	130	120	42	-	-	74	368	590
	Middle	-	6	4	2	-	-	2	14	45
	Elementary	-	3	3	-	-	-	-	6	19
	Secondary	-	4	11	-	1	-	-	16	129
	Higher Secondary	-	-	1	1	-	-	-	2	34
	Total		2	143	139	45	1	-	76	406
Girls	Primary	11	87	158	45	-	1	78	380	620
	Middle	-	14	8	2	-	-	6	30	108
	Elementary	-	4	4	-	-	-	1	9	47
	Secondary	-	7	12	1	-	-	-	20	158
	Higher Secondary	-	1	1	-	-	-	-	2	53
	Total		11	113	183	48	-	1	85	441
Mixed	Primary	41	528	643	196	1	2	314	1,725	2,780
	Middle	1	13	10	6	-	-	7	37	91
	Elementary	-	21	18	-	-	-	-	39	167
	Secondary	1	12	26	-	-	-	-	39	211
	Higher Secondary	-	3	4	1	-	-	-	8	85
	Total		43	577	701	203	1	2	321	1,848
Total	Primary	54	745	921	283	1	3	466	2,473	3,990
	Middle	1	33	22	10	-	-	15	81	244
	Elementary	-	28	25	-	-	-	1	54	233
	Secondary	1	23	49	1	1	-	-	75	498
	Higher Secondary	-	4	6	2	-	-	-	12	172
Grand Total		56	833	1,023	296	2	3	482	2,695	5,137

Note : Closed Schools Included

Source: SEMIS Census 2012 - 2013

Sindh Education Management Information System (SEMIS)

Schools with Basic Facilities : Gender and Level wise
9

District : Shaheed Benazirabad			Schools having Basic Facilities					Schools having	
School Gender	School Level	Schools	Electricity	Toilets	Drinking Water	Boundary Wall	Play Ground	Library	Science Lab
Boys	Primary	368	181	198	232	228	34	-	-
	Middle	14	10	8	8	8	2	-	-
	Elementary	6	2	6	3	6	1	-	-
	Secondary	16	15	15	14	14	5	6	9
	Higher Secondary	2	2	2	2	1	2	1	2
	Total	406	210	229	259	257	44	7	11
Girls	Primary	380	210	201	193	264	75	2	1
	Middle	30	18	20	15	23	8	1	1
	Elementary	9	8	8	7	8	3	-	-
	Secondary	20	20	20	20	20	12	6	9
	Higher Secondary	2	2	2	2	2	2	2	2
	Total	441	258	251	237	317	100	11	13
Mixed	Primary	1,725	1,169	1,001	1,207	1,074	194	2	1
	Middle	37	23	25	26	26	5	1	-
	Elementary	39	31	36	30	33	5	-	-
	Secondary	39	38	38	36	33	13	9	16
	Higher Secondary	8	8	7	8	8	2	5	4
	Total	1,848	1,269	1,107	1,307	1,174	219	17	21
Total	Primary	2,473	1,560	1,400	1,632	1,566	303	4	2
	Middle	81	51	53	49	57	15	2	1
	Elementary	54	41	50	40	47	9	-	-
	Secondary	75	73	73	70	67	30	21	34
	Higher Secondary	12	12	11	12	11	6	8	8
	Grand Total	2,695	1,737	1,587	1,803	1,748	363	35	45
Without Facilities / No Info			958	1,108	892	947	2,332	2,660	2,650

Note : Closed Schools Included

Source: SEMIS Census 2012 - 2013

Sindh Education Management Information System (SEMIS)

Schools with Advance Facilities : Gender and Level wise
10

District : Shaheed Benazirabad			Schools having / Received Facilities of			
School Gender	School Level	Schools	Functional SMC	Free Text Books	Construction Works	Girls Stipends
Boys	Primary	368	277	201	42	2
	Middle	14	7	5	-	-
	Elementary	6	4	4	1	2
	Secondary	16	15	14	7	4
	Higher Secondary	2	2	1	1	-
	Total	406	305	225	51	8
Girls	Primary	380	257	150	31	2
	Middle	30	17	13	3	8
	Elementary	9	8	6	2	4
	Secondary	20	20	20	10	19
	Higher Secondary	2	2	2	2	2
	Total	441	304	191	48	35
Mixed	Primary	1,725	1,534	1,040	151	4
	Middle	37	31	24	9	16
	Elementary	39	36	27	6	8
	Secondary	39	39	39	14	35
	Higher Secondary	8	8	8	2	4
	Total	1,848	1,648	1,138	182	67
Total	Primary	2,473	2,068	1,391	224	8
	Middle	81	55	42	12	24
	Elementary	54	48	37	9	14
	Secondary	75	74	73	31	58
	Higher Secondary	12	12	11	5	6
Grand Total		2,695	2,257	1,554	281	110
Without Facilities / No Info			438	1,141	2,414	2,585

SMC = School Management Committee

Note : Closed Schools Included

Source: SEMIS Census 2012 - 2013

Sindh Education Management Information System (SEMIS)

District : Shaheed Benazirabad

School Gender	School Level	Student Chairs	Student Desks	Student Benches	Teachers Tables	Teachers Chairs	Fans	Computers
Boys	Primary	189	3,140	2,397	578	1,130	1,056	6
	Middle	50	330	77	35	100	81	1
	Elementary	-	247	22	19	42	35	-
	Secondary	330	3,406	28	206	759	611	94
	Higher Secondary	150	916	76	54	91	87	67
	Total		719	8,039	2,600	892	2,122	1,870
Girls	Primary	221	2,985	2,751	609	1,339	946	3
	Middle	479	1,137	42	90	228	168	20
	Elementary	50	319	100	54	106	154	-
	Secondary	575	2,713	26	243	638	787	77
	Higher Secondary	340	951	-	65	194	212	22
	Total		1,665	8,105	2,919	1,061	2,505	2,267
Mixed	Primary	1,119	17,723	13,731	3,140	6,582	5,255	53
	Middle	81	1,071	45	94	284	245	1
	Elementary	42	1,231	295	125	282	372	3
	Secondary	505	3,670	67	309	1,127	957	53
	Higher Secondary	215	2,039	69	134	570	421	59
	Total		1,962	25,734	14,207	3,802	8,845	7,250
Total	Primary	1,529	23,848	18,879	4,327	9,051	7,257	62
	Middle	610	2,538	164	219	612	494	22
	Elementary	92	1,797	417	198	430	561	3
	Secondary	1,410	9,789	121	758	2,524	2,355	224
	Higher Secondary	705	3,906	145	253	855	720	148
Grand Total		4,346	41,878	19,726	5,755	13,472	11,387	459

District : Shaheed Benazir	No. of Schools				Enrolment			Teachers			School Status	
	Taluka Name	Boys	Girls	Mixed	Total	Boys	Girls	Total	Male	Female	Total	Functional
Kazi Ahmed	60	131	507	698	28,782	16,403	45,185	1,081	210	1,291	609	89
Nawab Shah	49	59	283	391	24,199	19,811	44,010	1,086	602	1,688	350	41
Sakrand	88	149	445	682	32,473	19,519	51,992	1,309	393	1,702	610	72
Daur	209	102	613	924	41,248	20,498	61,746	1,364	266	1,630	827	97
District Total	406	441	1,848	2,695	126,702	76,231	202,933	4,840	1,471	6,311	2,396	299

Source: SEMIS Census 2012 - 2013

Sindh Education Management Information System (SEMIS)