

SINDH Education Management Information System (SEMIS)

# District Education Profile

## BADIN

### 2012 - 13



## REFORM SUPPORT UNIT

Education and Literacy Department

Government of Sindh, Karachi

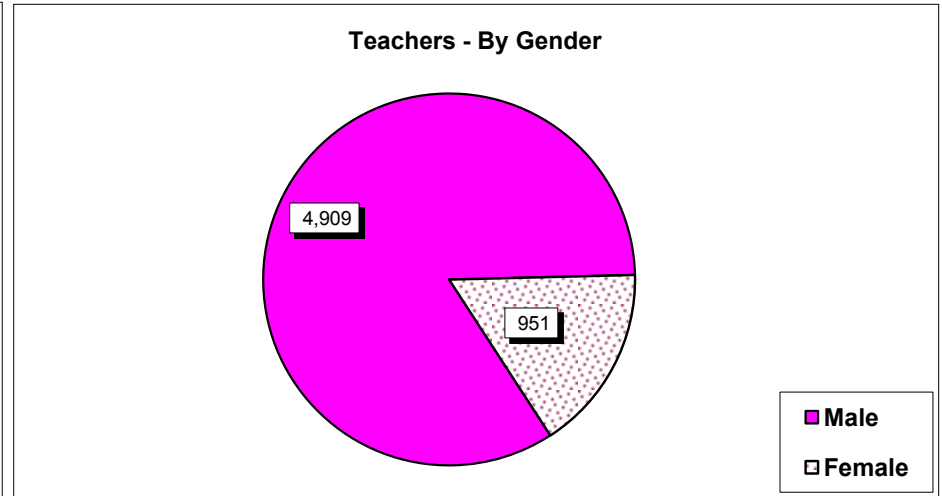
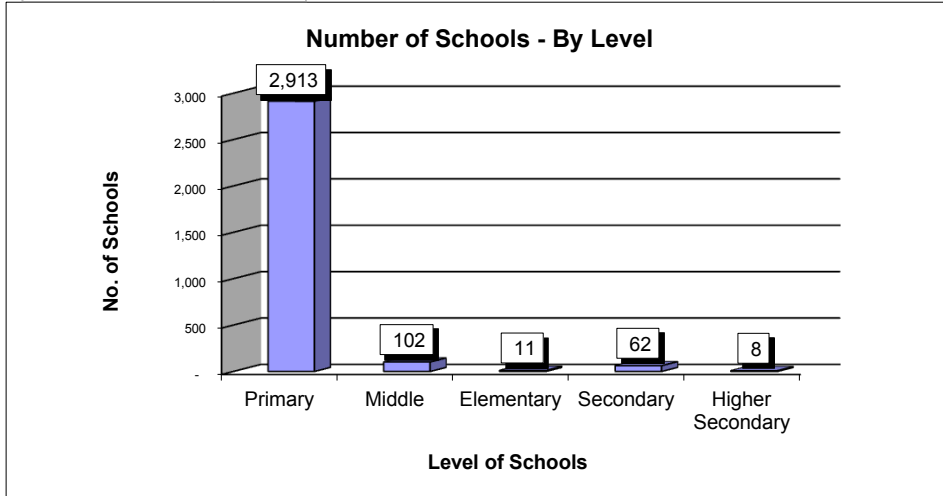
## **TABLE OF CONTENTS**

### **District Badin**

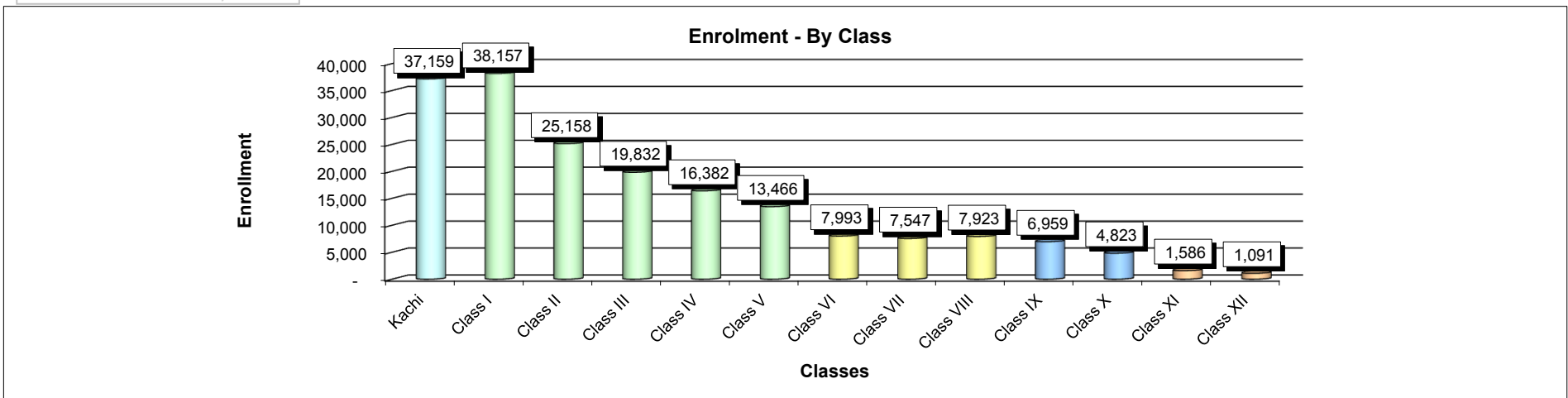
<b>TOPICS</b>		<b>Page No</b>
Graph	- Basic Education Summary	1
Summary	- Schools, Enrolment and Teachers by Gender and level wise.	2
Schools	- Gender, Level and Status wise.	3
	- Medium and Shift wise.	4
Enrolment	- Gender, Level and Classes stage wise.	5
Teachers	- Gender, Level and Type of Post wise	6
	- Gender, Level and Professional Training wise.	7
Buildings	- School Buildings Status Gender and Level wise.	8
Facilities	- Schools having Basic Facilities.	9
	- Schools having Advance Facilities.	10
	- Classroom Facilities Gender and level wise.	11
Taluka Summary	- Number of Schools, Enrolment , Teachers and School status	12

Total Schools : 3,096

Total Teachers : 5,860



Total Enrollment : 188,076



Basic Ratio ---- Students per Teachers : 32

Students per School : 61

Students per Classroom : 40

Teachers per School : 2

District : Badin		No. of Schools	Enrolment			Teachers			Student per Teacher Ratio
School Gender	School Level	Total	Boys	Girls	Total	Male	Female	Total	
Boys	Primary	297	15,739	453	16,192	542	3	545	30
	Middle	16	740	98	838	52		52	16
	Elementary	1	104	19	123	3		3	41
	Secondary	12	8,137	39	8,176	270		270	30
	Higher Secondary	2	3,035	120	3,155	70		70	45
	Total	328	27,755	729	28,484	937	3	940	30
Girls	Primary	371	185	23,586	23,771	93	655	748	32
	Middle	27	625	1,906	2,531		40	40	63
	Elementary	2	-	295	295		5	5	59
	Secondary	12	891	5,522	6,413	5	160	165	39
	Higher Secondary	3	-	1,562	1,562	1	47	48	33
	Total	415	1,701	32,871	34,572	99	907	1,006	34
Mixed	Primary	2,245	73,123	30,570	103,693	3,252	36	3,288	32
	Middle	59	2,262	1,912	4,174	137		137	30
	Elementary	8	1,176	395	1,571	49	1	50	31
	Secondary	38	9,488	3,232	12,720	378	4	382	33
	Higher Secondary	3	2,653	209	2,862	57		57	50
	Total	2,353	88,702	36,318	125,020	3,873	41	3,914	32
Total	Primary	2,913	89,047	54,609	143,656	3,887	694	4,581	31
	Middle	102	3,627	3,916	7,543	189	40	229	33
	Elementary	11	1,280	709	1,989	52	6	58	34
	Secondary	62	18,516	8,793	27,309	653	164	817	33
	Higher Secondary	8	5,688	1,891	7,579	128	47	175	43
Grand Total		3,096	118,158	69,918	188,076	4,909	951	5,860	32

**Schools : Gender, Level, Location and Status wise**
**3**

District : Badin		Urban Area			Rural Area			Total Schools		
School Gender	School Level	Functional	Closed	Total	Functional	Closed	Total	Functional	Closed	Total
Boys	Primary	15	1	16	255	26	281	270	27	297
	Middle	3		3	9	4	13	12	4	16
	Elementary			-	1		1	1	-	1
	Secondary	6		6	6		6	12	-	12
	Higher Secondary	2		2			-	2	-	2
	Total		26	1	27	271	30	301	297	31
Girls	Primary	36	5	41	264	66	330	300	71	371
	Middle	6		6	17	4	21	23	4	27
	Elementary			-	2		2	2	-	2
	Secondary	5		5	7		7	12	-	12
	Higher Secondary	2		2	1		1	3	-	3
	Total		49	5	54	291	70	361	340	75
Mixed	Primary	72	2	74	2,067	104	2,171	2,139	106	2,245
	Middle	1	1	2	49	8	57	50	9	59
	Elementary			-	8		8	8	-	8
	Secondary	2		2	36		36	38	-	38
	Higher Secondary	1		1	2		2	3	-	3
	Total		76	3	79	2,162	112	2,274	2,238	115
Total	Primary	123	8	131	2,586	196	2,782	2,709	204	2,913
	Middle	10	1	11	75	16	91	85	17	102
	Elementary	-	-	-	11	-	11	11	-	11
	Secondary	13	-	13	49	-	49	62	-	62
	Higher Secondary	5	-	5	3	-	3	8	-	8
Grand Total		151	9	160	2,724	212	2,936	2,875	221	3,096

Note : Closed = Both Temporary (155 ) and Permanent ( 66 ) Closed Schools included

**Schools : Medium and Shift wise**
**4**

District : Badin		Schools by Medium					Schools by Shift				Number of Branch Schools
School Gender	School Level	Urdu	Sindhi	English	Mixed	Total	Morning	Afternoon	Both	Total	
Boys	Primary	9	280		8	297	297	-	-	297	-
	Middle	1	12	1	2	16	15	1	-	16	-
	Elementary		1			1	1	-	-	1	-
	Secondary		9		3	12	11	1	-	12	-
	Higher Secondary				2	2	2	-	-	2	-
	Total		10	302	1	15	328	326	2	-	328
Girls	Primary	29	333		9	371	364	7	-	371	-
	Middle	1	24		2	27	26	1	-	27	4
	Elementary	1			1	2	2	-	-	2	-
	Secondary		8		4	12	12	-	-	12	-
	Higher Secondary		2		1	3	3	-	-	3	-
	Total		31	367	-	17	415	407	8	-	415
Mixed	Primary	24	2,162	2	57	2,245	2,237	7	1	2,245	-
	Middle		55		4	59	59	-	-	59	18
	Elementary		7		1	8	8	-	-	8	-
	Secondary		27		11	38	38	-	-	38	-
	Higher Secondary		2		1	3	3	-	-	3	-
	Total		24	2,253	2	74	2,353	2,345	7	1	2,353
Total	Primary	62	2,775	2	74	2,913	2,898	14	1	2,913	-
	Middle	2	91	1	8	102	100	2	-	102	22
	Elementary	1	8	-	2	11	11	-	-	11	-
	Secondary	-	44	-	18	62	61	1	-	62	-
	Higher Secondary	-	4	-	4	8	8	-	-	8	-
Grand Total		65	2,922	3	106	3,096	3,078	17	1	3,096	22

District : Badin	Boys Enrolment Class Stages wise						Girls Enrolment Class Stages wise						Grand Total		
	School Level	Kachi	I to V	VI to VIII	IX to X	XI to XII	Total	Kachi	I to V	VI to VIII	IX to X	XI to XII		Total	
Primary	21,583	67,354	110				89,047	13,821	40,673	115				54,609	143,656
Middle	269	703	2,655				3,627	372	747	2,797				3,916	7,543
Elementary	177	641	462				1,280	158	317	234				709	1,989
Secondary	384	1,398	9,627	6,431	676		18,516	395	1,162	4,244	2,899	93		8,793	27,309
Higher Secondary			2,320	1,934	1,434		5,688			899	518	474		1,891	7,579
Grand Total	22,413	70,096	15,174	8,365	2,110		118,158	14,746	42,899	8,289	3,417	567		69,918	188,076

**Teachers : Level and Type of Post wise**
**6**

District : Badin		Teaching Staff by Type of Post									Grand Total
Teacher Gender	School Level	Govt. Regular	Govt. Contract	SMC	NCHD	ESRA / US Aid	UNICEF	Other Donor	Volunteer	Not Provided	
Male	Primary	3,148	171	5	465		8	11	78	1	3,887
	Middle	178	1	1	4			5			189
	Elementary	44			2			6			52
	Secondary	593	35	1	2			22			653
	Higher Secondary	118	2					8			128
	Total		4,081	209	7	473	-	8	52	78	1
Female	Primary	498	21	2	142		3	8	20		694
	Middle	36	2		1			1			40
	Elementary	3			2				1		6
	Secondary	141	1		2	5		13	2		164
	Higher Secondary	45	2								47
	Total		723	26	2	147	5	3	22	23	-
Total	Primary	3,646	192	7	607	-	11	19	98	1	4,581
	Middle	214	3	1	5	-	-	6	-	-	229
	Elementary	47	-	-	4	-	-	6	1	-	58
	Secondary	734	36	1	4	5	-	35	2	-	817
	Higher Secondary	163	4	-	-	-	-	8	-	-	175
Grand Total		4,804	235	9	620	5	11	74	101	1	5,860



**Teachers : Gender and Professional Training wise**
**7**

District : Badin		Teaching Staff by Professional Training wise							Grand
Teacher Gender	School Level	PTC	C.T	B. Ed	M. Ed	Other	Untrained	Not Provided	Total
Male	Primary	2,538	58	650	62	23	553	3	3,887
	Middle	36	11	68	34	33	7		189
	Elementary	27		14	5	1	5		52
	Secondary	17	33	200	294	102	7		653
	Higher Secondary	2	3	43	60	10	10		128
	Total		2,620	105	975	455	169	582	3
Female	Primary	379	10	149	17	1	133	5	694
	Middle	13	1	13	7	4	2		40
	Elementary	5					1		6
	Secondary	10	4	45	86	7	12		164
	Higher Secondary		1	17	28	1			47
	Total		407	16	224	138	13	148	5
Total	Primary	2,917	68	799	79	24	686	8	4,581
	Middle	49	12	81	41	37	9	-	229
	Elementary	32	-	14	5	1	6	-	58
	Secondary	27	37	245	380	109	19	-	817
	Higher Secondary	2	4	60	88	11	10	-	175
Grand Total		3,027	121	1,199	593	182	730	8	5,860

**Schools Building Facilities : Gender and Level wise**
**8**

District : Badin		Schools by Building							Total Schools	Total Number of Classrooms
		Other Ownership	Govt. Ownership				Rental	Shelterless (No Build / No Info)		
			Satisfactory	Repairable	Dangerous	No Info				
School Gender	School Level									
Boys	Primary	4	100	86	66	-	-	41	297	501
	Middle	1	7	5	3	-	-	-	16	60
	Elementary	-	1	-	-	-	-	-	1	2
	Secondary	-	3	9	-	-	-	-	12	117
	Higher Secondary	-	-	2	-	-	-	-	2	45
	Total		5	111	102	69	-	-	41	328
Girls	Primary	1	98	104	78	-	-	90	371	670
	Middle	-	12	9	3	-	-	3	27	108
	Elementary	-	1	1	-	-	-	-	2	5
	Secondary	-	6	6	-	-	-	-	12	145
	Higher Secondary	-	2	1	-	-	-	-	3	20
	Total		1	119	121	81	-	-	93	415
Mixed	Primary	18	633	509	388	-	-	697	2,245	2,525
	Middle	3	21	24	6	-	-	5	59	184
	Elementary	-	3	4	1	-	-	-	8	29
	Secondary	-	13	21	4	-	-	-	38	299
	Higher Secondary	-	1	1	1	-	-	-	3	35
	Total		21	671	559	400	-	-	702	2,353
Total	Primary	23	831	699	532	-	-	828	2,913	3,696
	Middle	4	40	38	12	-	-	8	102	352
	Elementary	-	5	5	1	-	-	-	11	36
	Secondary	-	22	36	4	-	-	-	62	561
	Higher Secondary	-	3	4	1	-	-	-	8	100
Grand Total		27	901	782	550	-	-	836	3,096	4,745

Note : Closed Schools Included

Source: SEMIS Census 2012 - 2013

Sindh Education Management Information System (SEMIS)

**Schools with Basic Facilities : Gender and Level wise**
**9**

District : Badin			Schools having Basic Facilities					Schools having	
School Gender	School Level	Schools	Electricity	Toilets	Drinking Water	Boundary Wall	Play Ground	Library	Science Lab
Boys	Primary	297	60	194	72	182	207	60	-
	Middle	16	7	14	6	14	12	4	-
	Elementary	1	-	1	-	1	1	1	-
	Secondary	12	10	9	10	11	5	4	8
	Higher Secondary	2	2	2	2	1	2	1	2
	Total	328	79	220	90	209	227	70	10
Girls	Primary	371	90	148	62	250	169	2	2
	Middle	27	10	18	6	22	13	-	-
	Elementary	2	-	-	-	2	2	-	-
	Secondary	12	10	12	12	11	9	-	4
	Higher Secondary	3	3	3	3	3	1	-	3
	Total	415	113	181	83	288	194	2	9
Mixed	Primary	2,245	320	1,095	476	864	1,507	386	-
	Middle	59	15	43	20	33	31	11	-
	Elementary	8	4	6	6	5	6	2	-
	Secondary	38	30	32	31	31	21	9	20
	Higher Secondary	3	3	3	3	2	3	3	3
	Total	2,353	372	1,179	536	935	1,568	411	23
Total	Primary	2,913	470	1,437	610	1,296	1,883	448	2
	Middle	102	32	75	32	69	56	15	-
	Elementary	11	4	7	6	8	9	3	-
	Secondary	62	50	53	53	53	35	13	32
	Higher Secondary	8	8	8	8	6	6	4	8
	Grand Total	3,096	564	1,580	709	1,432	1,989	483	42
Without Facilities / No Info			2,532	1,516	2,387	1,664	1,107	2,613	3,054

Note : Closed Schools Included

Source: SEMIS Census 2012 - 2013

Sindh Education Management Information System (SEMIS)

**Schools with Advance Facilities : Gender and Level wise**
**10**

District : Badin			Schools having / Received Facilities of			
School Gender	School Level	Schools	Functional SMC	Free Text Books	Construction Works	Girls Stipends
Boys	Primary	297	283	270	30	-
	Middle	16	12	11	1	4
	Elementary	1	1	1	-	-
	Secondary	12	12	12	5	2
	Higher Secondary	2	2	2	1	-
	Total	328	310	296	37	6
Girls	Primary	371	256	253	21	2
	Middle	27	19	16	8	13
	Elementary	2	2	2	-	1
	Secondary	12	12	8	3	9
	Higher Secondary	3	3	3	-	3
	Total	415	292	282	32	28
Mixed	Primary	2,245	2,165	2,100	208	4
	Middle	59	51	50	5	36
	Elementary	8	8	8	3	6
	Secondary	38	38	34	10	33
	Higher Secondary	3	3	3	2	1
	Total	2,353	2,265	2,195	228	80
Total	Primary	2,913	2,704	2,623	259	6
	Middle	102	82	77	14	53
	Elementary	11	11	11	3	7
	Secondary	62	62	54	18	44
	Higher Secondary	8	8	8	3	4
	Grand Total	3,096	2,867	2,773	297	114
Without Facilities / No Info			229	323	2,799	2,982

SMC = School Management Committee

Note : Closed Schools Included

Source: SEMIS Census 2012 - 2013

Sindh Education Management Information System (SEMIS)

## District : Badin

School Gender	School Level	Student Chairs	Student Desks	Student Benches	Teachers Tables	Teachers Chairs	Fans	Computers
Boys	Primary	233	1,256	2,846	557	1,063	555	4
	Middle	-	244	28	41	122	77	14
	Elementary	-	-	38	3	6	6	-
	Secondary	1,105	1,254	296	168	470	370	151
	Higher Secondary	245	522	53	43	141	150	40
	Total	1,583	3,276	3,261	812	1,802	1,158	209
Girls	Primary	205	2,827	2,633	598	1,150	741	10
	Middle	84	400	7	37	89	61	6
	Elementary	-	59	4	10	16	17	-
	Secondary	861	843	52	94	227	287	111
	Higher Secondary	271	171	16	39	115	98	50
	Total	1,421	4,300	2,712	778	1,597	1,204	177
Mixed	Primary	1,279	4,738	17,793	2,987	5,811	2,368	28
	Middle	301	1,145	148	169	350	263	58
	Elementary	58	143	271	41	71	49	9
	Secondary	2,039	2,068	477	341	931	961	255
	Higher Secondary	954	285	90	33	128	120	43
	Total	4,631	8,379	18,779	3,571	7,291	3,761	393
Total	Primary	1,717	8,821	23,272	4,142	8,024	3,664	42
	Middle	385	1,789	183	247	561	401	78
	Elementary	58	202	313	54	93	72	9
	Secondary	4,005	4,165	825	603	1,628	1,618	517
	Higher Secondary	1,470	978	159	115	384	368	133
Grand Total		7,635	15,955	24,752	5,161	10,690	6,123	779

District : Badin												
Taluka Name	No. of Schools				Enrolment			Teachers			School Status	
	Boys	Girls	Mixed	Total	Boys	Girls	Total	Male	Female	Total	Functional	Closed
Badin	88	88	642	818	30,874	17,932	48,806	1,337	260	1,597	781	37
Golarchi/ S.F.Rao	72	81	415	568	14,920	9,186	24,106	629	100	729	468	100
Matli	84	117	471	672	34,473	20,443	54,916	1,453	311	1,764	650	22
Tando Bago	58	84	596	738	25,870	15,101	40,971	977	174	1,151	690	48
Talhar	26	45	229	300	12,021	7,256	19,277	513	106	619	286	14
<b>District Total</b>	<b>328</b>	<b>415</b>	<b>2,353</b>	<b>3,096</b>	<b>118,158</b>	<b>69,918</b>	<b>188,076</b>	<b>4,909</b>	<b>951</b>	<b>5,860</b>	<b>2,875</b>	<b>221</b>

Source: SEMIS Census 2012 - 2013

Sindh Education Management Information System (SEMIS)