

SINDH Education Management Information System (SEMIS)



# District Education Profile

## JACOBABAD

2010 - 11

**REFORM SUPPORT UNIT**

Education and Literacy Department

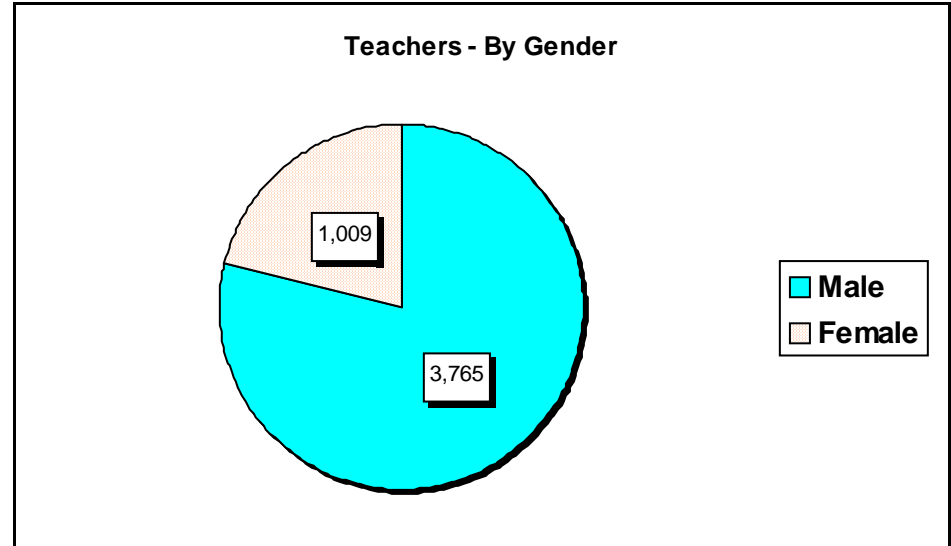
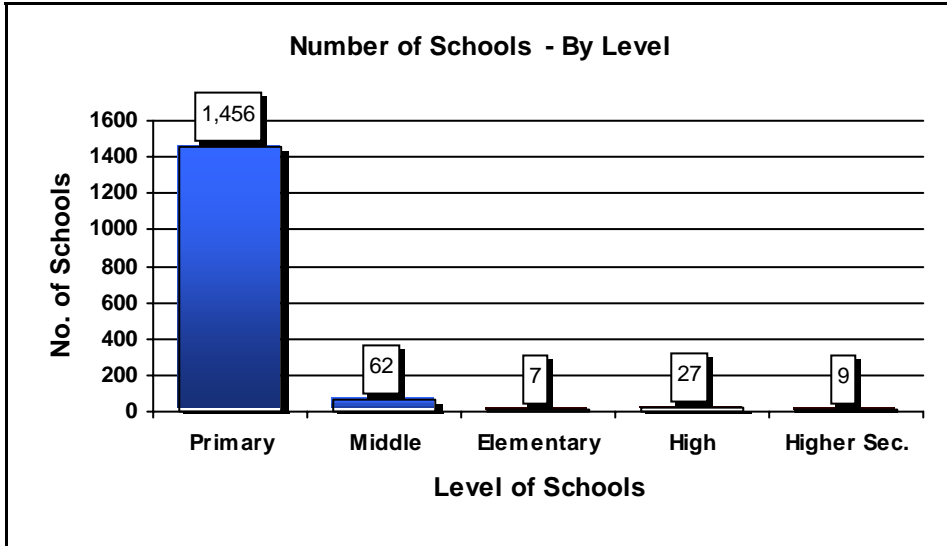
Government of Sindh, Karachi

## TABLE OF CONTENTS

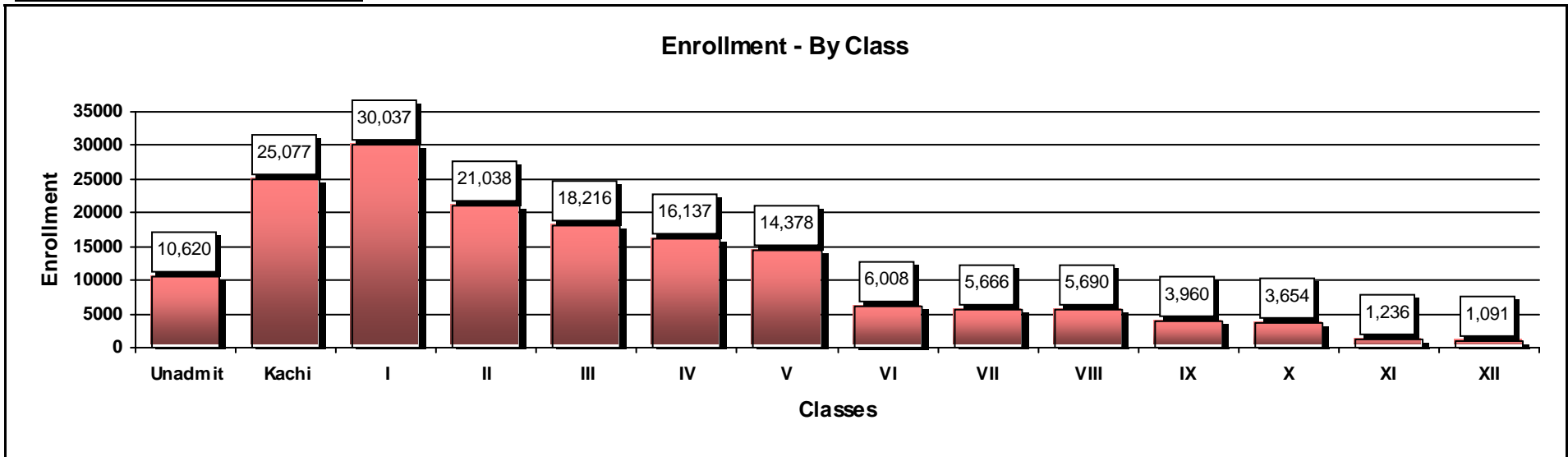
TOPICS		Page No
	<b><u>Jacobabad</u></b>	
Graph	- Basic Education Summary	1
Summary	- Schools, Enrolment and Teachers by Gender and level wise.	2
Schools	- Gender, Level and Status wise.	3
	- Damages / Affected with Flood / Rain / IDP wise	4
	- Medium and Shift wise.	5
Enrolment	- Gender, Level and Classes stage wise.	6
Teachers	- Gender, Level and Type of Post wise	7
	- Gender, Level and Professional Training wise.	8
Buildings	- School Buildings Status Gender and Level wise.	9
Facilities	- Schools having Basic Facilities.	10
	- Schools having Advance Facilities.	11
	- Classroom Facilities Gender and level wise.	12
Taluka Summary	- Number of Schools, Enrolment , Teachers and School status	13
	- Gender, Level and Taluka wise Summary.	14 - 16
	- District and Taluka Codes used by SEMIS	17

**Total Schools : 1,561**

**Total Teachers : 4,774**



**Total Enrollment : 162,808**



**Basic Ratios** → Students per Teacher : 34      Students per School : 104      Students Per Classroom : 57      Teachers Per School : 3

District: Jacobabad		No. of Schools	Enrollment			Teachers			Student per Teacher Ratio
School Gender	School Level	Total	Boys	Girls	Total	Male	Female	Total	
Boys	Primary	421	29,385	7,833	37,218	1,016	9	1,025	36
	Middle	12	539	126	665	35		35	19
	Elementary	2	115	50	165	3		3	55
	Secondary	9	6,260	99	6,359	220		220	29
	Higher Secondary	4	4,520	266	4,786	164		164	29
	Total		448	40,819	8,374	49,193	1,438	9	1,447
Girls	Primary	251	672	21,982	22,654	22	692	714	32
	Middle	21	0	2,201	2,201	2	149	151	15
	Secondary	4	0	2,771	2,771		85	85	33
	Higher Secondary	2	0	1,945	1,945	9	32	41	47
	Total		278	672	28,899	29,571	33	958	991
Mixed	Primary	784	50,944	21,942	72,886	1,813	28	1,841	40
	Middle	29	1,841	1,048	2,889	179	3	182	16
	Elementary	5	819	471	1,290	39	1	40	32
	Secondary	14	2,636	547	3,183	208		208	15
	Higher Secondary	3	2,222	1,574	3,796	55	10	65	58
	Total		835	58,462	25,582	84,044	2,294	42	2,336
Total	Primary	1,456	81,001	51,757	132,758	2,851	729	3,580	37
	Middle	62	2,380	3,375	5,755	216	152	368	16
	Elementary	7	934	521	1,455	42	1	43	34
	Secondary	27	8,896	3,417	12,313	428	85	513	24
	Higher Secondary	9	6,742	3,785	10,527	228	42	270	39
<b>Grand Total</b>		<b>1,561</b>	<b>99,953</b>	<b>62,855</b>	<b>162,808</b>	<b>3,765</b>	<b>1,009</b>	<b>4,774</b>	<b>34</b>

District: Jacobabad		Urban Area			Rural Area			Total Schools		
School Gender	School Level	Functional	Closed	Total	Functional	Closed	Total	Functional	Closed	Total
Boys	Primary	28		28	324	69	393	352	69	421
	Middle	2		2	6	4	10	8	4	12
	Elementary			0	2		2	2	0	2
	Secondary	2		2	7		7	9	0	9
	Higher Secondary	2		2	2		2	4	0	4
	Total		34		34	341	73	414	375	73
Girls	Primary	38		38	166	47	213	204	47	251
	Middle	4		4	16	1	17	20	1	21
	Secondary	2		2	2		2	4	0	4
	Higher Secondary	2		2			0	2	0	2
	Total		46		46	184	48	232	230	48
Mixed	Primary	35		35	726	23	749	761	23	784
	Middle			0	29		29	29	0	29
	Elementary	2		2	3		3	5	0	5
	Secondary			0	14		14	14	0	14
	Higher Secondary	2		2	1		1	3	0	3
	Total		39		39	773	23	796	812	23
Total	Primary	101		101	1216	139	1355	1,317	139	1456
	Middle	6		6	51	5	56	57	5	62
	Elementary	2		2	5		5	7	0	7
	Secondary	4		4	23		23	27	0	27
	Higher Secondary	6		6	3		3	9	0	9
<b>Grand Total</b>		<b>119</b>		<b>119</b>	<b>1,298</b>	<b>144</b>	<b>1442</b>	<b>1,417</b>	<b>144</b>	<b>1,561</b>

**Schools with Damages Status : Gender and Level wise**
**4**

District : Jacobabad		Schools Affected/Damages with					Number of Schools		
School Gender	School Level	Flood	Rain	IDP	Multiple of These	No Info	Damages	Not Damages	Total Schools
Boys	Primary	212	14		13	0	239	182	421
	Middle	4			1	0	5	7	12
	Elementary					0	0	2	2
	Secondary	1	1		2	0	4	5	9
	Higher Secondary	1	2	1		0	4	0	4
	<b>Total</b>	<b>218</b>	<b>17</b>	<b>1</b>	<b>16</b>	<b>0</b>	<b>252</b>	<b>196</b>	<b>448</b>
Girls	Primary	105	18	5	11	0	139	112	251
	Middle	9	2			0	11	10	21
	Secondary	3				0	3	1	4
	Higher Secondary	1	1			0	2	0	2
	<b>Total</b>	<b>118</b>	<b>21</b>	<b>5</b>	<b>11</b>	<b>0</b>	<b>155</b>	<b>123</b>	<b>278</b>
Mixed	Primary	429	83	5	45	0	562	222	784
	Middle	20	5	1	2	0	28	1	29
	Elementary	1				0	1	4	5
	Secondary	7			4	0	11	3	14
	Higher Secondary				2	0	2	1	3
	<b>Total</b>	<b>457</b>	<b>88</b>	<b>6</b>	<b>53</b>	<b>0</b>	<b>604</b>	<b>231</b>	<b>835</b>
<b>Grand Total</b>		<b>793</b>	<b>126</b>	<b>12</b>	<b>80</b>	<b>0</b>	<b>1,011</b>	<b>550</b>	<b>1,561</b>

Note : Negative Sign ( - ) shows ( Excess information of yellow form ) in No Info Column i.e in Main Form Q9 Says No

**Schools : Medium and Shift wise**
**5**

District: Jacobabad		Schools by Medium					Schools by Shift		Number of Branch Schools
School Gender	School Level	Urdu	Sindhi	English	Mixed	Total	Morning	Afternoon	
Boys	Primary	1	123		297	421	420	1	0
	Middle		3		9	12	12	0	0
	Elementary				2	2	2	0	0
	Secondary		5		4	9	9	0	0
	Higher Secondary		3		1	4	4	0	0
	Total		1	134		313	448	447	1
Girls	Primary		244		7	251	248	3	0
	Middle		17		4	21	20	1	1
	Secondary		2		2	4	4	0	0
	Higher Secondary		2			2	2	0	0
	Total			265		13	278	274	4
Mixed	Primary	1	593		190	784	781	3	0
	Middle		18		11	29	29	0	3
	Elementary				5	5	5	0	0
	Secondary		11		3	14	14	0	0
	Higher Secondary		1		2	3	3	0	0
	Total		1	623		211	835	832	3
<b>Grand Total</b>		<b>2</b>	<b>1,022</b>		<b>537</b>	<b>1,561</b>	<b>1,553</b>	<b>8</b>	<b>4</b>

## District : Jacobabad

School Level	Boys Enrolment Classes wise						Girls Enrolment Classes wise						Grand Total
	Kachi	I to V	VI to VIII	IX to X	XI to XII	Total	Kachi	I to V	VI to VIII	IX to X	XI to XII	Total	
Primary	19,129	61,860	12	0	0	81,001	15,905	35,842	10	0	0	51,757	132,758
Middle	60	238	2,082	0	0	2,380	80	186	3,109	0	0	3,375	5,755
Elementary	281	590	63	0	0	934	182	265	74	0	0	521	1,455
Secondary	0	0	5,535	3,361	0	8,896	0	0	2,253	1,164	0	3,417	12,313
Higher Secondary	20	285	2,571	2,053	1,813	6,742	40	540	1,655	1,036	514	3,785	10,527
<b>Grand Total</b>	19,490	62,973	10,263	5,414	1,813	99,953	16,207	36,833	7,101	2,200	514	62,855	162,808

Note: Enrolment of Unadmitted included in Kachi Class.



**Teachers : Level and Type of Post wise**
**7**

District: Jacobabad		Teaching Staff by Type of Post									
Gender	School Level	Govt. Regular	Govt. Contract	SMC	NCHD	ESRA	UNICEF	Other Donor	Volunteer	Not Provided	Total
Male	Primary	2,731	116	2	1			1		0	2,851
	Middle	203	13							0	216
	Elementary	42								0	42
	Secondary	423	5							0	428
	Higher Secondary	228								0	228
	<b>Total</b>		<b>3,627</b>	<b>134</b>	<b>2</b>	<b>1</b>			<b>1</b>		<b>0</b>
Female	Primary	719	10							0	729
	Middle	151	1							0	152
	Elementary	1								0	1
	Secondary	85								0	85
	Higher Secondary	42								0	42
	<b>Total</b>		<b>998</b>	<b>11</b>							<b>0</b>
<b>Grand Total</b>		<b>4,625</b>	<b>145</b>	<b>2</b>	<b>1</b>			<b>1</b>		<b>0</b>	<b>4,774</b>

**District: Jacobabad**

**Teaching Staff by Professional Training wise**

Teachers Gender	School Level	PTC	C.T	B. Ed	M. Ed	Other	Untrained	Total
Male	Primary	895	177	1,532	166	5	76	2,851
	Middle	2	16	77	76	28	17	216
	Elementary	15	1	23	3		0	42
	Secondary		16	105	254	37	16	428
	Higher Secondary	1	30	24	165	6	2	228
	Total		913	240	1,761	664	76	111
Female	Primary	288	32	253	52	6	98	729
	Middle	2	8	40	39	4	59	152
	Elementary			1			0	1
	Secondary		2	14	63	6	0	85
	Higher Secondary		4	5	31	2	0	42
	Total		290	46	313	185	18	157
<b>Grand Total</b>		<b>1,203</b>	<b>286</b>	<b>2,074</b>	<b>849</b>	<b>94</b>	<b>268</b>	<b>4,774</b>

District: Jacobabad		School Building					Total Schools	Total Number of Classrooms	
School Gender	School Level	Other Ownership	Govt. Ownership			Rental			Shelterless (No Building)
			Satisfactory	Repairable	Dangerous				
Boys	Primary	2	25	142	88		164	421	697
	Middle		0	3	5		4	12	37
	Elementary		0	2	0		0	2	5
	Secondary		0	7	2		0	9	90
	Higher Secondary	1	0	1	2		0	4	65
	<b>Total</b>	<b>3</b>	<b>25</b>	<b>155</b>	<b>97</b>		<b>168</b>	<b>448</b>	<b>894</b>
Girls	Primary	2	18	102	58		71	251	466
	Middle	1	1	12	5		2	21	81
	Secondary		0	4	0		0	4	40
	Higher Secondary		0	1	1		0	2	25
	<b>Total</b>	<b>3</b>	<b>19</b>	<b>119</b>	<b>64</b>		<b>73</b>	<b>278</b>	<b>612</b>
Mixed	Primary	7	39	292	195	1	250	784	1,110
	Middle		1	15	10		3	29	99
	Elementary		0	0	4		1	5	20
	Secondary		0	10	4		0	14	78
	Higher Secondary		0	2	1		0	3	47
	<b>Total</b>	<b>7</b>	<b>40</b>	<b>319</b>	<b>214</b>	<b>1</b>	<b>254</b>	<b>835</b>	<b>1,354</b>
Total	Primary	11	82	536	341	1	485	1,456	2,273
	Middle	1	2	30	20		9	62	217
	Elementary		0	2	4		1	7	25
	Secondary		0	21	6		0	27	208
	Higher Secondary	1	0	4	4		0	9	137
<b>District Total</b>		<b>13</b>	<b>84</b>	<b>593</b>	<b>375</b>	<b>1</b>	<b>495</b>	<b>1,561</b>	<b>2,860</b>

**Schools with Facilities : Gender and Level wise**
**10**
**District : Jacobabad**

			Schools having Basic Facilities					Schools having	
School Gender	School Level	Schools	Electricity	Toilets	Drinking Water	Boundary Wall	Play Ground	Library	Science Lab
Boys	Primary	421	32	161	93	160	26	0	0
	Middle	12	2	6	5	7	2	0	0
	Elementary	2	2	2	2	2	0	0	0
	Secondary	9	7	7	5	9	3	3	3
	Higher Second	4	4	3	3	4	3	2	2
	Total	448	47	179	108	182	34	5	5
Girls	Primary	251	49	99	67	124	31	0	0
	Middle	21	6	10	6	16	3	0	0
	Secondary	4	3	4	3	4	2	1	1
	Higher Second	2	2	2	1	2	1	0	1
	Total	278	60	115	77	146	37	1	2
Mixed	Primary	784	71	280	244	271	62	0	0
	Middle	29	10	18	11	20	7	0	0
	Elementary	5	4	3	1	4	0	0	0
	Secondary	14	8	9	10	10	6	1	2
	Higher Second	3	3	2	3	2	1	1	2
	Total	835	96	312	269	307	76	2	4
<b>Grand Total</b>		<b>1561</b>	<b>203</b>	<b>606</b>	<b>454</b>	<b>635</b>	<b>147</b>	<b>8</b>	<b>11</b>
<b>Without Facilities</b>			<b>1,358</b>	<b>955</b>	<b>1,107</b>	<b>926</b>	<b>1,414</b>	<b>1,553</b>	<b>1550</b>

**Schools with Advance Facilities : Gender and Level wise**
**11**
**District : Jacobabad**

District : Jacobabad			Schools having / Received Facilities of			
School Gender	School Level	Schools	Functional SMC	Free Text Books	Construction Works	Girls Stipends
Boys	Primary	421	278	348	2	0
	Middle	12	6	8	0	0
	Elementary	2	1	2	0	0
	Secondary	9	9	9	0	0
	Higher Second	4	4	4	0	0
	Total	448	298	371	2	0
Girls	Primary	251	162	202	6	0
	Middle	21	13	20	0	0
	Secondary	4	4	4	1	0
	Higher Second	2	2	2	0	0
	Total	278	181	228	7	0
Mixed	Primary	784	703	754	15	0
	Middle	29	27	29	0	0
	Elementary	5	4	4	0	0
	Secondary	14	14	14	0	0
	Higher Second	3	3	3	0	0
	Total	835	751	804	15	0
<b>Grand Total</b>		<b>1561</b>	<b>1,230</b>	<b>1,403</b>	<b>24</b>	<b>0</b>
<b>Without Facilities</b>			<b>331</b>	<b>158</b>	<b>1,537</b>	<b>1,561</b>

SMC = School Management Committee

## District: Jacobabad

Gender	School Level	Student Chairs	Student Desks	Student Benches	Teachers Tables	Teachers Chairs	Fans	Computers
Boys	Primary	196	998	2,149	508	768	690	8
	Middle	0	53	79	14	33	26	0
	Elementary	0	0	4	1	2	0	0
	Secondary	141	1,562	11	102	268	305	32
	Higher Secondary	143	577	0	85	303	97	16
	Total	480	3,190	2,243	710	1,374	1,118	56
Girls	Primary	140	418	1,832	388	606	459	0
	Middle	32	59	93	41	56	21	0
	Secondary	89	319	72	51	85	113	14
	Higher Secondary	34	257	0	29	44	37	38
	Total	295	1,053	1,997	509	791	630	52
Mixed	Primary	372	1,303	3,191	625	1,129	633	4
	Middle	34	237	146	40	100	75	0
	Elementary	0	48	66	16	34	12	0
	Secondary	73	771	110	62	252	128	16
	Higher Secondary	0	270	55	18	86	80	0
	Total	479	2,629	3,568	761	1,601	928	20
<b>Grand Total</b>		<b>1,254</b>	<b>6,872</b>	<b>7,808</b>	<b>1,980</b>	<b>3,766</b>	<b>2,676</b>	<b>128</b>

District: Jacobabad Taluka Name	No. of Schools				Enrolment			Teachers			School Status		Damages Schools	Branch Schools
	Boys	Girls	Mixed	Total	Boys	Girls	Total	Male	Female	Total	Functional	Closed		
Garhi Khairo	114	55	221	390	27,076	14,690	41,766	901	190	1,091	370	20	285	0
Jacobabad	231	77	95	403	30,692	22,864	53,556	1,136	481	1,617	326	77	142	0
Thull	103	146	519	768	42,185	25,301	67,486	1,728	338	2,066	721	47	584	4
<b>District Total</b>	448	278	835	1,561	99,953	62,855	162,808	3,765	1,009	4,774	1,417	144	1,011	4

Taluka : Garhi Khairo		No. of Schools	Enrollment			Teachers			Closed Schools	Students per Teacher
School Gender	School Level	Total	Boys	Girls	Total	Male	Female	Total		
Boys	Primary	110	8,303	1,888	10,191	266	2	268	15	38
	Middle	2	159	44	203	6		6	0	34
	Secondary	1	451	50	501	23		23	0	22
	Higher Secondary	1	707	10	717	26		26	0	28
	Total	114	9,620	1,992	11,612	321	2	323	15	36
Girls	Primary	49	134	4,262	4,396	2	133	135	4	33
	Middle	4	0	650	650		26	26	0	25
	Secondary	1	0	142	142		7	7	0	20
	Higher Secondary	1	0	451	451	1	13	14	0	32
	Total	55	134	5,505	5,639	3	179	182	4	31
Mixed	Primary	210	15,478	6,677	22,155	452	7	459	1	48
	Middle	4	219	120	339	35		35	0	10
	Elementary	2	338	303	641	12	1	13	0	49
	Secondary	4	585	70	655	50		50	0	13
	Higher Secondary	1	702	23	725	28	1	29	0	25
	Total	221	17,322	7,193	24,515	577	9	586	1	42
Total	Primary	369	23,915	12,827	36,742	720	142	862	15	43
	Middle	10	378	814	1,192	41	26	67	0	18
	Elementary	2	338	303	641	12	1	13	0	49
	Secondary	6	1,036	262	1,298	73	7	80	0	16
	Higher Secondary	3	1,409	484	1,893	55	14	69	0	27
<b>Grand Total</b>		<b>390</b>	<b>27,076</b>	<b>14,690</b>	<b>41,766</b>	<b>901</b>	<b>190</b>	<b>1,091</b>	<b>20</b>	<b>38</b>



Taluka : Jacobabad		No. of Schools	Enrollment			Teachers			Closed Schools	Students per Teacher
School Gender	School Level	Total	Boys	Girls	Total	Male	Female	Total		
Boys	Primary	216	14,441	4,597	19,038	514	7	521	51	37
	Middle	9	342	78	420	27		27	4	16
	Elementary	2	115	50	165	3		3	0	55
	Secondary	3	4,837	0	4,837	115		115	0	42
	Higher Secondary	1	768	0	768	58		58	0	13
	Total		231	20,503	4,725	25,228	717	7	724	55
Girls	Primary	67	266	8,952	9,218	9	300	309	16	30
	Middle	8	0	852	852		88	88	1	10
	Secondary	2	0	2,249	2,249		66	66	0	34
	Total		77	266	12,053	12,319	9	454	463	17
Mixed	Primary	84	7,886	4,298	12,184	300	10	310	5	39
	Middle	2	143	48	191	4	1	5	0	38
	Elementary	3	481	168	649	27		27	0	24
	Secondary	5	1,108	225	1,333	79		79	0	17
	Higher Secondary	1	305	1,347	1,652		9	9	0	184
	Total		95	9,923	6,086	16,009	410	20	430	5
Total	Primary	367	22,593	17,847	40,440	823	317	1,140	51	35
	Middle	19	485	978	1,463	31	89	120	4	12
	Elementary	5	596	218	814	30	0	30	0	27
	Secondary	10	5,945	2,474	8,419	194	66	260	0	32
	Higher Secondary	2	1,073	1,347	2,420	58	9	67	0	36
<b>Grand Total</b>		<b>403</b>	<b>30,692</b>	<b>22,864</b>	<b>53,556</b>	<b>1,136</b>	<b>481</b>	<b>1,617</b>	<b>77</b>	<b>33</b>

Taluka : Thull		No. of Schools	Enrollment			Teachers			Closed Schools	Students per Teacher
School Gender	School Level	Total	Boys	Girls	Total	Male	Female	Total		
Boys	Primary	95	6,641	1,348	7,989	236		236	3	34
	Middle	1	38	4	42	2		2	0	21
	Secondary	5	972	49	1,021	82		82	0	12
	Higher Secondary	2	3,045	256	3,301	80		80	0	41
	Total	103	10,696	1,657	12,353	400	0	400	3	31
Girls	Primary	135	272	8,768	9,040	11	259	270	27	33
	Middle	9	0	699	699	2	35	37	0	19
	Secondary	1	0	380	380		12	12	0	32
	Higher Secondary	1	0	1,494	1,494	8	19	27	0	55
	Total	146	272	11,341	11,613	21	325	346	27	34
Mixed	Primary	490	27,580	10,967	38,547	1,061	11	1,072	17	36
	Middle	23	1,479	880	2,359	140	2	142	0	17
	Secondary	5	943	252	1,195	79		79	0	15
	Higher Secondary	1	1,215	204	1,419	27		27	0	53
	Total	519	31,217	12,303	43,520	1,307	13	1,320	17	33
Total	Primary	720	34,493	21,083	55,576	1,308	270	1,578	3	35
	Middle	33	1,517	1,583	3,100	144	37	181	0	17
	Secondary	11	1,915	681	2,596	161	12	173	0	15
	Higher Secondary	4	4,260	1,954	6,214	115	19	134	0	46
<b>Grand Total</b>		768	42,185	25,301	67,486	1,728	338	2,066	47	33

Reg	Dist	Taluka	Reg	Dist	Taluka	Reg	Dist	Taluka
1. Hyderabad Region	1. Badin	1 Badin	2. Karachi Region	8. Karachi City	201 Kiamari Tow n	4. Sukkur Region	15. Khairpur Mirs	75 Faiz Ganj
		2 Golarchi/S.F.Rahu			202 SITE Tow n			76 Gambat
		3 Matli			203 Baldia Tow n			77 Khairpur Mirs
		4 Tando Bago			204 Orangi Tow n			78 Kingri
	104 Talhar	205 Lyari Tow n			79 Kot Dijj			
	2. Dadu	5 Dadu			206 Saddar Tow n			80 Mirwah
		6 Johi			207 Jamshed Tow n			81 Nara
		7 K N Shah			208 Gulshan-e-Iqbal Tow n			100 Sobhodero
		9 Mehar			209 Shah Faisal Tow n			16. N. Feroze
	3. Hyderabad	13 Hyderabad			210 Landhi Tow n			
14 Hyderabad City		211 Korangi Tow n	84 Moro					
15 Latifabad		212 North Nazimabad Tow n	85 Naushero Feroz					
101 Qasimabad		213 New Karachi Tow n	111 Mehrabpur					
4. Thatta	34 Ghorabari	214 Gulberg Tow n	17. S. Benazirabad	86 Kazi Ahmed				
	35 Jati	215 Liaquatabad Tow n		87 Naw ab Shah				
	36 Ketri Bundar	216 Malir Tow n		88 Sakrand				
	37 Kharo Chann	217 Bin Qasim Tow n	112 Daur	18. Sukkur	91 Pano Akil			
	38 Mirpur Bithoro	218 Gadap Tow n	92 Rohri					
	39 Mirpur Sakro	3. Larkana Region	12. Jacobabad		93 Sukkur			
	40 Shah Bundar				59 Garhi Khairo	105 Saleh Pat		
	41 Sujawal				60 Jacobabad	106 New Sukkur		
	42 Thatta				63 Thull	89 Ghotki		
	22. Jamshoro				8 Kotri	64 Dokri	90 Mirpur Mathelo	
10 Sehwan				13. Larkana	94 Ubauro			
11 Thana Bula Khan					66 Larkano	102 Khan Garh		
113 Manjhand	68 Rato Dero				103 Daharki			
23. Mitari	12 Hala			110 Bakrani	19. Ghotki	71 Garhi Yasin		
	16 Mitari			72 Khanpur		72 Khanpur		
24. T.A.Yar	114 Saeedabad	73 Lakhi	5. Mirpur Khas	74 Shikarpur				
	17 Tando Allah Yar	74 Shikarpur		19 Digri				
25. T.M.Khan	115 Jhando Mari / Piro Lund	61 Kandhkot		20 Kot Ghulam Mohd				
	116 Chamber	62 Kashmore	21 Mirpur Khas					
		119 Tangwani	107 Jhuddo					
		65 Kambar	108 Sindhri					
		67 Miro Khan	109 Hussain Bux Mari					
		69 Shahdadkot	6. Tharparkar	24 Chachro				
		70 Warrar		25 Diplo				
		120 Qubo Saeed Khan		26 Mithi				
		121 Naseerabad	7. Sanghar	27 Nagarparkar				
		122 Sijawal Junejo		28 Jam Naw az Ali				
				29 Khipro				
				30 Sanghar				
		31 Shahdadpur						
		32 Sinjhora						
		33 Tando Adam						
			20. Umerkot	22 Samaro				
				23 Umerkot				
				95 Pithoro				
				96 Kunri				

<b>Province Total</b>
Districts = 23
Talukas = 121