

SINDH Education Management Information System (SEMIS)



# District Education Profile

## HYDERABAD

2010 - 11

### REFORM SUPPORT UNIT

Education and Literacy Department

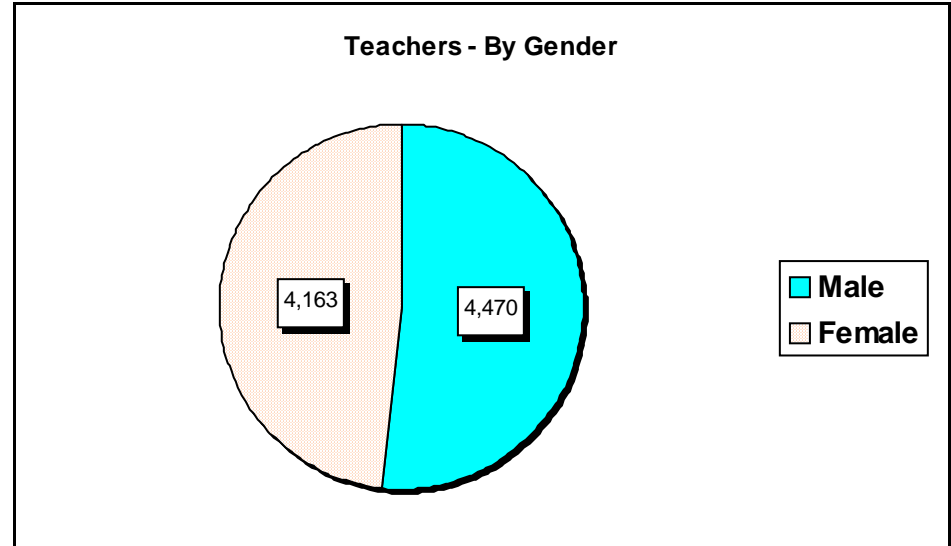
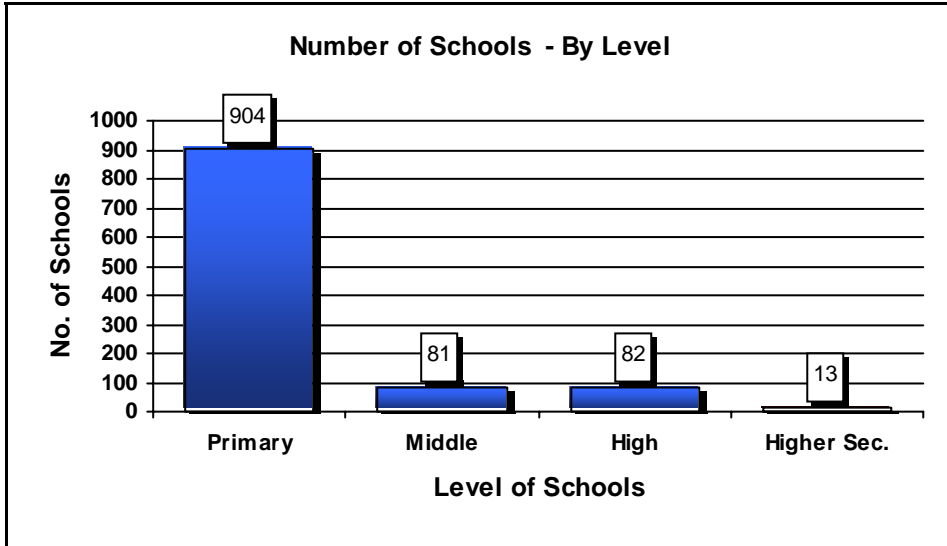
Government of Sindh, Karachi

## TABLE OF CONTENTS

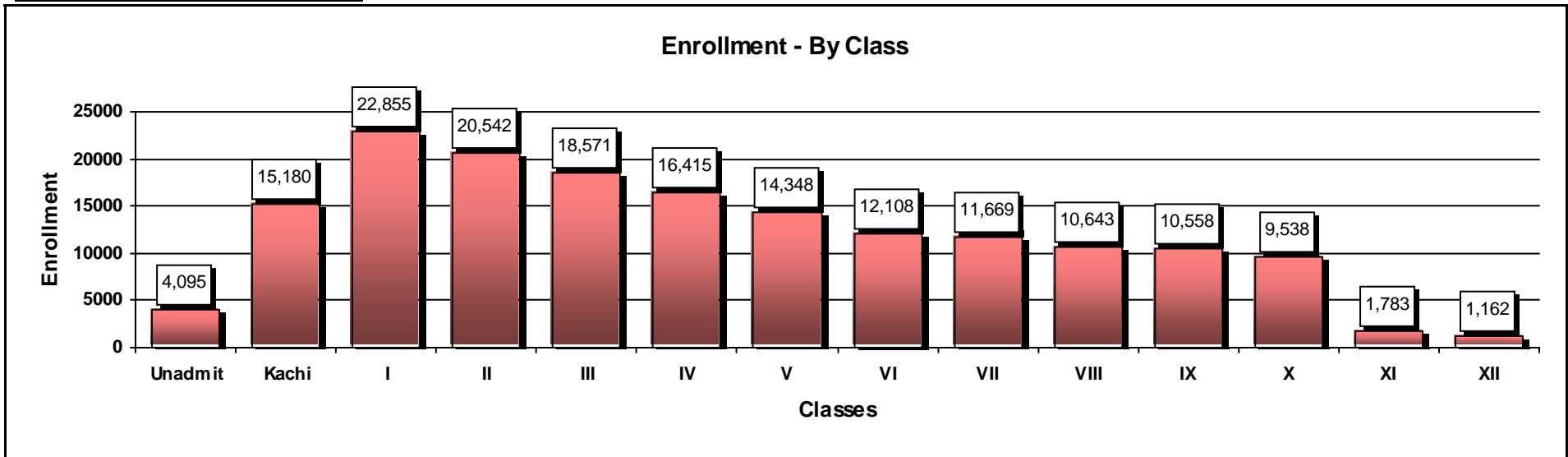
TOPICS		Page No
	<b><u>Hyderabad</u></b>	
Graph	- Basic Education Summary	1
Summary	- Schools, Enrolment and Teachers by Gender and level wise.	2
Schools	- Gender, Level and Status wise.	3
	- Damages / Affected with Flood / Rain / IDP wise	4
	- Medium and Shift wise.	5
Enrolment	- Gender, Level and Classes stage wise.	6
Teachers	- Gender, Level and Type of Post wise	7
	- Gender, Level and Professional Training wise.	8
Buildings	- School Buildings Status Gender and Level wise.	9
Facilities	- Schools having Basic Facilities.	10
	- Schools having Advance Facilities.	11
	- Classroom Facilities Gender and level wise.	12
Taluka Summary	- Number of Schools, Enrolment , Teachers and School status	13
	- Gender, Level and Taluka wise Summary.	14 - 17
	- District and Taluka Codes used by SEMIS	18

**Total Schools : 1,080**

**Total Teachers : 8,633**



**Total Enrollment : 169,467**



**Basic Ratios** → Students per Teacher : 20      Students per School : 157      Students Per Classroom : 35      Teachers Per School : 8

District: Hyderabad		No. of Schools	Enrollment			Teachers			Student per Teacher Ratio
School Gender	School Level	Total	Boys	Girls	Total	Male	Female	Total	
Boys	Primary	185	20,758	1,273	22,031	1,020	2	1,022	22
	Middle	33	2,318	70	2,388	187		187	13
	Secondary	42	16,482	0	16,482	1,055	15	1,070	15
	Higher Secondary	3	3,537	0	3,537	177	1	178	20
	Total	263	43,095	1,343	44,438	2,439	18	2,457	18
Girls	Primary	170	959	24,601	25,560	6	1,189	1,195	21
	Middle	26	37	3,380	3,417		236	236	14
	Secondary	33	208	19,902	20,110		1,074	1,074	19
	Higher Secondary	6	0	5,238	5,238		229	229	23
	Total	235	1,204	53,121	54,325	6	2,728	2,734	20
Mixed	Primary	549	34,956	26,613	61,569	1,809	1,311	3,120	20
	Middle	22	1,774	1,026	2,800	88	45	133	21
	Secondary	7	1,542	558	2,100	72		72	29
	Higher Secondary	4	2,828	1,407	4,235	56	61	117	36
	Total	582	41,100	29,604	70,704	2,025	1,417	3,442	21
Total	Primary	904	56,673	52,487	109,160	2,835	2,502	5,337	20
	Middle	81	4,129	4,476	8,605	275	281	556	15
	Secondary	82	18,232	20,460	38,692	1,127	1,089	2,216	17
	Higher Secondary	13	6,365	6,645	13,010	233	291	524	25
<b>Grand Total</b>		<b>1,080</b>	<b>85,399</b>	<b>84,068</b>	<b>169,467</b>	<b>4,470</b>	<b>4,163</b>	<b>8,633</b>	<b>20</b>

District: Hyderabad		Urban Area			Rural Area			Total Schools		
School Gender	School Level	Functional	Closed	Total	Functional	Closed	Total	Functional	Closed	Total
Boys	Primary	85		85	100		100	185	0	185
	Middle	30		30	2	1	3	32	1	33
	Secondary	35		35	7		7	42	0	42
	Higher Secondary	3		3			0	3	0	3
	Total	153		153	109	1	110	262	1	263
Girls	Primary	73		73	93	4	97	166	4	170
	Middle	20		20	6		6	26	0	26
	Secondary	30		30	3		3	33	0	33
	Higher Secondary	5		5	1		1	6	0	6
	Total	128		128	103	4	107	231	4	235
Mixed	Primary	248		248	301		301	549	0	549
	Middle	7		7	13	2	15	20	2	22
	Secondary	2		2	5		5	7	0	7
	Higher Secondary	1		1	3		3	4	0	4
	Total	258		258	322	2	324	580	2	582
Total	Primary	406		406	494	4	498	900	4	904
	Middle	57		57	21	3	24	78	3	81
	Secondary	67		67	15		15	82	0	82
	Higher Secondary	9		9	4		4	13	0	13
<b>Grand Total</b>		<b>539</b>		<b>539</b>	<b>534</b>	<b>7</b>	<b>541</b>	<b>1,073</b>	<b>7</b>	<b>1,080</b>

**Schools with Damages Status : Gender and Level wise**
**4**

District : Hyderabad		Schools Affected/Damages with					Number of Schools		
School Gender	School Level	Flood	Rain	IDP	Multiple of These	No Info	Damages	Not Damages	Total Schools
Boys	Primary		3	23		0	26	159	185
	Middle			2		0	2	31	33
	Secondary			11	1	0	12	30	42
	Higher Secondary		1			0	1	2	3
	Total			4	36	1	0	41	222
Girls	Primary	1	1	7	1	0	10	160	170
	Middle			1	2	0	3	23	26
	Secondary			6		0	6	27	33
	Higher Secondary			2		0	2	4	6
	Total	1	1	16	3	0	21	214	235
Mixed	Primary	6	3	29	3	0	41	508	549
	Middle					0	0	22	22
	Secondary			1		0	1	6	7
	Higher Secondary			3		0	3	1	4
	Total	6	3	33	3	0	45	537	582
<b>Grand Total</b>		<b>7</b>	<b>8</b>	<b>85</b>	<b>7</b>	<b>0</b>	<b>107</b>	<b>973</b>	<b>1,080</b>

Note : Negative Sign ( - ) shows ( Excess information of yellow form ) in No Info Column i.e in Main Form Q9 Says No

**Schools : Medium and Shift wise**
**5**
**District: Hyderabad**

School Gender	School Level	Schools by Medium					Schools by Shift		Number of Branch Schools
		Urdu	Sindhi	English	Mixed	Total	Morning	Afternoon	
Boys	Primary	30	119	8	28	185	167	18	0
	Middle	23	4		6	33	27	6	1
	Secondary	25	8		9	42	40	2	0
	Higher Secondary	1			2	3	3	0	0
	Total	79	131	8	45	263	237	26	1
Girls	Primary	34	100	6	30	170	138	32	0
	Middle	12	10	1	3	26	21	5	0
	Secondary	20	2		11	33	26	7	0
	Higher Secondary	1			5	6	5	1	0
	Total	67	112	7	49	235	190	45	0
Mixed	Primary	81	357	22	89	549	503	46	0
	Middle	4	11		7	22	19	3	2
	Secondary	1	4		2	7	7	0	0
	Higher Secondary		2		2	4	4	0	0
	Total	86	374	22	100	582	533	49	2
<b>Grand Total</b>		<b>232</b>	<b>617</b>	<b>37</b>	<b>194</b>	<b>1,080</b>	<b>960</b>	<b>120</b>	<b>3</b>

**District : Hyderabad**

School Level	Boys Enrolment Classes wise						Girls Enrolment Classes wise						Grand Total
	Kachi	I to V	VI to VIII	IX to X	XI to XII	Total	Kachi	I to V	VI to VIII	IX to X	XI to XII	Total	
Primary	8,639	47,979	55	0	0	56,673	10,487	40,896	1,104	0	0	52,487	109,160
Middle	25	856	3,107	141	0	4,129	54	320	3,730	372	0	4,476	8,605
Secondary	0	502	10,279	7,451	0	18,232	70	1,503	11,096	7,791	0	20,460	38,692
Higher Secondary	0	337	2,075	1,960	1,993	6,365	0	338	2,974	2,381	952	6,645	13,010
<b>Grand Total</b>	<b>8,664</b>	<b>49,674</b>	<b>15,516</b>	<b>9,552</b>	<b>1,993</b>	<b>85,399</b>	<b>10,611</b>	<b>43,057</b>	<b>18,904</b>	<b>10,544</b>	<b>952</b>	<b>84,068</b>	<b>169,467</b>

Note: Enrolment of Unadmitted included in Kachi Class.



**Teachers : Level and Type of Post wise**
**7**
**District: Hyderabad**
**Teaching Staff by Type of Post**

Gender	School Level	Govt. Regular	Govt. Contract	SMC	NCHD	ESRA	UNICEF	Other Donor	Volunteer	Not Provided	Total
Male	Primary	2,693	132			8		1	1	0	2,835
	Middle	214	60						1	0	275
	Secondary	1,004	123							0	1,127
	Higher Secondary	204	29							0	233
	Total	4,115	344			8		1	2	0	4,470
Female	Primary	2,397	72	1	1	28		2	1	0	2,502
	Middle	253	27				1			0	281
	Secondary	1,019	70							0	1,089
	Higher Secondary	249	42							0	291
	Total	3,918	211	1	1	28	1	2	1	0	4,163
<b>Grand Total</b>		<b>8,033</b>	<b>555</b>	<b>1</b>	<b>1</b>	<b>36</b>	<b>1</b>	<b>3</b>	<b>3</b>	<b>0</b>	<b>8,633</b>

**Teachers : Gender and Professional Training wise**
**8**
**District: Hyderabad**
**Teaching Staff by Professional Training wise**

Teachers Gender	School Level	PTC	C.T	B. Ed	M. Ed	Other	Untrained	Total
Male	Primary	1,665	195	722	180	2	71	2,835
	Middle	33	55	80	64	28	15	275
	Secondary	3	96	239	597	121	71	1,127
	Higher Secondary		15	42	142	10	24	233
	Total	1,701	361	1,083	983	161	181	4,470
Female	Primary	1,119	204	785	321	8	65	2,502
	Middle	9	40	98	116	12	6	281
	Secondary	12	64	325	637	26	25	1,089
	Higher Secondary	1	21	80	151	6	32	291
	Total	1,141	329	1,288	1225	52	128	4,163
<b>Grand Total</b>		<b>2,842</b>	<b>690</b>	<b>2,371</b>	<b>2208</b>	<b>213</b>	<b>309</b>	<b>8,633</b>

District: Hyderabad		School Building					Total Schools	Total Number of Classrooms	
School Gender	School Level	Other Ownership	Govt. Ownership			Rental			Shelterless (No Building)
			Satisfactory	Repairable	Dangerous				
Boys	Primary	3	81	73	22	3	3	185	721
	Middle		21	10	1		1	33	157
	Secondary	1	22	13	5	1	0	42	458
	Higher Secondary		0	3	0		0	3	57
	Total	4	124	99	28	4	4	263	1,393
Girls	Primary	1	79	72	15	3	0	170	745
	Middle		14	11	1		0	26	130
	Secondary		10	21	2		0	33	412
	Higher Secondary		3	3	0		0	6	108
	Total	1	106	107	18	3	0	235	1,395
Mixed	Primary	16	202	244	62	4	21	549	1,829
	Middle		6	11	5		0	22	88
	Secondary		1	3	3		0	7	45
	Higher Secondary		2	1	1		0	4	51
	Total	16	211	259	71	4	21	582	2,013
Total	Primary	20	362	389	99	10	24	904	3,295
	Middle		41	32	7		1	81	375
	Secondary	1	33	37	10	1	0	82	915
	Higher Secondary		5	7	1		0	13	216
<b>District Total</b>		21	441	465	117	11	25	1,080	4,801

**Schools with Facilities : Gender and Level wise**
**10**
**District : Hyderabad**

			Schools having Basic Facilities					Schools having	
School Gender	School Level	Schools	Electricity	Toilets	Drinking Water	Boundary Wall	Play Ground	Library	Science Lab
Boys	Primary	185	107	164	134	151	49	1	0
	Middle	33	26	29	29	30	6	1	0
	Secondary	42	35	41	41	34	14	19	32
	Higher Second	3	3	3	3	3	2	2	2
	Total	263	171	237	207	218	71	23	34
Girls	Primary	170	95	144	105	148	80	0	0
	Middle	26	22	24	21	25	13	0	1
	Secondary	33	32	31	33	31	22	9	17
	Higher Second	6	5	5	6	6	3	2	4
	Total	235	154	204	165	210	118	11	22
Mixed	Primary	549	260	457	350	429	138	1	0
	Middle	22	18	20	18	20	4	0	0
	Secondary	7	3	4	5	4	1	1	2
	Higher Second	4	4	3	4	4	3	1	2
	Total	582	285	484	377	457	146	3	4
<b>Grand Total</b>		<b>1080</b>	<b>610</b>	<b>925</b>	<b>749</b>	<b>885</b>	<b>335</b>	<b>37</b>	<b>60</b>
<b>Without Facilities</b>			<b>470</b>	<b>155</b>	<b>331</b>	<b>195</b>	<b>745</b>	<b>1,043</b>	<b>1020</b>

**Schools with Advance Facilities : Gender and Level wise**
**11**
**District : Hyderabad**

			Schools having / Received Facilities of			
School Gender	School Level	Schools	Functional SMC	Free Text Books	Construction Works	Girls Stipends
Boys	Primary	185	179	184	40	0
	Middle	33	31	31	7	1
	Secondary	42	42	42	15	0
	Higher Second	3	3	3	1	0
	Total	263	255	260	63	1
Girls	Primary	170	145	162	35	3
	Middle	26	26	26	9	23
	Secondary	33	33	33	15	33
	Higher Second	6	6	6	3	6
	Total	235	210	227	62	65
Mixed	Primary	549	524	543	87	1
	Middle	22	17	19	4	14
	Secondary	7	7	7	3	7
	Higher Second	4	4	4	0	4
	Total	582	552	573	94	26
<b>Grand Total</b>		<b>1080</b>	<b>1,017</b>	<b>1,060</b>	<b>219</b>	<b>92</b>
<b>Without Facilities</b>			<b>63</b>	<b>20</b>	<b>861</b>	<b>988</b>

SMC = School Management Committee

## District: Hyderabad

Gender	School Level	Student Chairs	Student Desks	Student Benches	Teachers Tables	Teachers Chairs	Fans	Computers
Boys	Primary	1,980	1,976	4,045	809	1,567	1,353	29
	Middle	120	367	172	80	230	215	2
	Secondary	654	5,391	833	506	1,421	1,353	119
	Higher Secondary	0	972	150	84	443	265	56
	Total	2,754	8,706	5,200	1,479	3,661	3,186	206
Girls	Primary	2,645	1,826	3,585	728	1,380	1,123	10
	Middle	328	590	682	123	346	259	4
	Secondary	2,889	4,487	1,108	565	1,802	1,271	80
	Higher Secondary	959	749	101	194	329	288	57
	Total	6,821	7,652	5,476	1,610	3,857	2,941	151
Mixed	Primary	4,789	5,218	9,344	1,903	3,958	3,174	36
	Middle	322	514	202	83	195	168	2
	Secondary	40	495	23	52	142	76	1
	Higher Secondary	1,342	581	250	86	209	201	54
	Total	6,493	6,808	9,819	2,124	4,504	3,619	93
<b>Grand Total</b>		<b>16,068</b>	<b>23,166</b>	<b>20,495</b>	<b>5,213</b>	<b>12,022</b>	<b>9,746</b>	<b>450</b>

District: Hyderabad Taluka Name	No. of Schools				Enrolment			Teachers			School Status		Damages Schools	Branch Schools
	Boys	Girls	Mixed	Total	Boys	Girls	Total	Male	Female	Total	Functional	Closed		
Hyderabad	113	107	327	547	30,754	19,534	50,288	1,244	324	1,568	540	7	39	3
Hyderabad City	66	68	108	242	26,091	34,081	60,172	1,680	2,005	3,685	242	0	11	0
Latifabad	57	45	114	216	20,567	23,809	44,376	1,244	1,274	2,518	216	0	12	0
Qasimabad	27	15	33	75	7,987	6,644	14,631	302	560	862	75	0	45	0
<b>District Total</b>	<b>263</b>	<b>235</b>	<b>582</b>	<b>1,080</b>	<b>85,399</b>	<b>84,068</b>	<b>169,467</b>	<b>4,470</b>	<b>4,163</b>	<b>8,633</b>	<b>1,073</b>	<b>7</b>	<b>107</b>	<b>3</b>

Taluka : Hyderabad		No. of Schools	Enrollment			Teachers			Closed Schools	Students per Teacher
School Gender	School Level	Total	Boys	Girls	Total	Male	Female	Total		
Boys	Primary	102	8,589	520	9,109	310	1	311	0	29
	Middle	5	295	69	364	15		15	1	24
	Secondary	6	2,716	0	2,716	89		89	0	31
	Total	113	11,600	589	12,189	414	1	415	1	29
Girls	Primary	98	372	6,783	7,155	6	232	238	4	30
	Middle	6	0	673	673		15	15	0	45
	Secondary	2	208	693	901		14	14	0	64
	Higher Secondary	1	0	1,376	1,376		25	25	0	55
Total	107	580	9,525	10,105	6	286	292	4	35	
Mixed	Primary	304	14,381	7,983	22,364	674	35	709	0	32
	Middle	15	706	418	1,124	43		43	2	26
	Secondary	5	1,349	361	1,710	52		52	0	33
	Higher Secondary	3	2,138	658	2,796	55	2	57	0	49
Total	327	18,574	9,420	27,994	824	37	861	2	33	
Total	Primary	504	23,342	15,286	38,628	990	268	1,258	0	31
	Middle	26	1,001	1,160	2,161	58	15	73	1	30
	Secondary	13	4,273	1,054	5,327	141	14	155	0	34
	Higher Secondary	4	2,138	2,034	4,172	55	27	82	0	51
<b>Grand Total</b>		<b>547</b>	<b>30,754</b>	<b>19,534</b>	<b>50,288</b>	<b>1,244</b>	<b>324</b>	<b>1,568</b>	<b>7</b>	<b>32</b>



Taluka : Hyderabad City		No. of Schools	Enrollment			Teachers			Closed Schools	Students per Teacher
School Gender	School Level	Total	Boys	Girls	Total	Male	Female	Total		
Boys	Primary	34	4,748	262	5,010	352	1	353	0	14
	Middle	11	740	0	740	71		71	0	10
	Secondary	19	8,730	0	8,730	590	13	603	0	14
	Higher Secondary	2	2,044	0	2,044	96	1	97	0	21
	Total	66	16,262	262	16,524	1,109	15	1,124	0	15
Girls	Primary	41	297	12,546	12,843		600	600	0	21
	Middle	10	0	1,347	1,347		97	97	0	14
	Secondary	15	0	10,028	10,028		537	537	0	19
	Higher Secondary	2	0	2,153	2,153		81	81	0	27
	Total	68	297	26,074	26,371	0	1,315	1,315	0	20
Mixed	Primary	104	8,637	7,301	15,938	545	631	1,176	0	14
	Middle	4	895	444	1,339	26	44	70	0	19
	Total	108	9,532	7,745	17,277	571	675	1,246	0	14
Total	Primary	179	13,682	20,109	33,791	897	1,232	2,129	0	16
	Middle	25	1,635	1,791	3,426	97	141	238	0	14
	Secondary	34	8,730	10,028	18,758	590	550	1,140	0	16
	Higher Secondary	4	2,044	2,153	4,197	96	82	178	0	24
<b>Grand Total</b>		<b>242</b>	<b>26,091</b>	<b>34,081</b>	<b>60,172</b>	<b>1,680</b>	<b>2,005</b>	<b>3,685</b>	<b>0</b>	<b>16</b>

Taluka : Latifabad		No. of Schools	Enrollment			Teachers			Closed Schools	Students per Teacher
School Gender	School Level	Total	Boys	Girls	Total	Male	Female	Total		
Boys	Primary	29	3,783	289	4,072	242		242	0	17
	Middle	14	1,198	0	1,198	84		84	0	14
	Secondary	13	3,901	0	3,901	297	2	299	0	13
	Higher Secondary	1	1,493	0	1,493	81		81	0	18
	Total	57	10,375	289	10,664	704	2	706	0	15
Girls	Primary	21	217	3,524	3,741		215	215	0	17
	Middle	8	37	986	1,023		86	86	0	12
	Secondary	13	0	8,111	8,111		416	416	0	19
	Higher Secondary	3	0	1,709	1,709		123	123	0	14
	Total	45	254	14,330	14,584	0	840	840	0	17
Mixed	Primary	110	8,996	8,170	17,166	517	372	889	0	19
	Middle	2	137	142	279	15	1	16	0	17
	Secondary	1	115	129	244	7		7	0	35
	Higher Secondary	1	690	749	1,439	1	59	60	0	24
	Total	114	9,938	9,190	19,128	540	432	972	0	20
Total	Primary	160	12,996	11,983	24,979	759	587	1,346	0	19
	Middle	24	1,372	1,128	2,500	99	87	186	0	13
	Secondary	27	4,016	8,240	12,256	304	418	722	0	17
	Higher Secondary	5	2,183	2,458	4,641	82	182	264	0	18
<b>Grand Total</b>		216	20,567	23,809	44,376	1,244	1,274	2,518	0	18

Taluka : Qasimabad		No. of Schools	Enrollment			Teachers			Closed Schools	Students per Teacher
School Gender	School Level	Total	Boys	Girls	Total	Male	Female	Total		
Boys	Primary	20	3,638	202	3,840	116		116	0	33
	Middle	3	85	1	86	17		17	0	5
	Secondary	4	1,135	0	1,135	79		79	0	14
	Total	27	4,858	203	5,061	212	0	212	0	24
Girls	Primary	10	73	1,748	1,821		142	142	0	13
	Middle	2	0	374	374		38	38	0	10
	Secondary	3	0	1,070	1,070		107	107	0	10
	Total	15	73	3,192	3,265	0	287	287	0	11
Mixed	Primary	31	2,942	3,159	6,101	73	273	346	0	18
	Middle	1	36	22	58	4		4	0	15
	Secondary	1	78	68	146	13		13	0	11
	Total	33	3,056	3,249	6,305	90	273	363	0	17
Total	Primary	61	6,653	5,109	11,762	189	415	604	0	19
	Middle	6	121	397	518	21	38	59	0	9
	Secondary	8	1,213	1,138	2,351	92	107	199	0	12
<b>Grand Total</b>		<b>75</b>	<b>7,987</b>	<b>6,644</b>	<b>14,631</b>	<b>302</b>	<b>560</b>	<b>862</b>	<b>0</b>	<b>17</b>

Reg	Dist	Taluka	Reg	Dist	Taluka	Reg	Dist	Taluka
1. Hyderabad Region	1. Badin	1 Badin	2. Karachi Region	8. Karachi City	201 Kiamari Tow n	4. Sukkur Region	15. Khairpur Mirs	75 Faiz Ganj
		2 Golarchi/S.F.Rahu			202 SITE Tow n			76 Gambat
		3 Matli			203 Baldia Tow n			77 Khairpur Mirs
		4 Tando Bago			204 Orangi Tow n			78 Kingri
	104 Talhar	205 Lyari Tow n			79 Kot Dijj			
	2. Dadu	5 Dadu			206 Saddar Tow n			80 Mirwah
		6 Johi			207 Jamshed Tow n			81 Nara
		7 K N Shah			208 Gulshan-e-Iqbal Tow n			100 Sobhodero
		9 Mehar			209 Shah Faisal Tow n			16. N. Feroze
	3. Hyderabad	13 Hyderabad			210 Landhi Tow n			
14 Hyderabad City		211 Korangi Tow n	84 Moro					
15 Latifabad		212 North Nazimabad Tow n	85 Naushero Feroz					
101 Qasimabad		213 New Karachi Tow n	111 Mehrabpur					
4. Thatta	34 Ghorabari	214 Gulberg Tow n	17. S. Benazirabad	86 Kazi Ahmed				
	35 Jati	215 Liaquatabad Tow n		87 Naw ab Shah				
	36 Ketri Bundar	216 Malir Tow n		88 Sakrand				
	37 Kharo Chann	217 Bin Qasim Tow n		112 Daur				
	38 Mirpur Bithoro	218 Gadap Tow n	18. Sukkur	91 Pano Akil				
	39 Mirpur Sakro	3. Larkana Region		12. Jacobabad	92 Rohri			
	40 Shah Bundar			59 Garhi Khairo	93 Sukkur			
	41 Sujawal			60 Jacobabad	105 Saleh Pat			
	42 Thatta		63 Thull	106 New Sukkur				
	22. Jamshoro	8 Kotri	64 Dokri	19. Ghotki	89 Ghotki			
10 Sehwan		13. Larkana	66 Larkano		90 Mirpur Mathelo			
11 Thana Bula Khan			68 Rato Dero		94 Ubauro			
113 Manjhand			110 Bakrani		102 Khan Garh			
23. Mitari	12 Hala		14. Shikarpur	71 Garhi Yasin	103 Daharki			
	16 Mitari	72 Khanpur		5. Mirpur Khas	19 Digri			
114 Saeedabad	26. Kashmir	73 Lakhi	20 Kot Ghulam Mohd					
24. T. A. Yar		61 Kandhkot	74 Shikarpur		21 Mirpur Khas			
	17 Tando Allah Yar	62 Kashmore	27. Kambar @ Shahdadkot		107 Jhuddo			
115 Jhando Mari / Piro Lund	119 Tangwani	65 Kambar		108 Sindhri				
116 Chamber	67 Miro Khan	69 Shahdadkot		109 Hussain Bux Mari				
25. T.M.Khan	18 Tando Mohd Khan	69 Shahdadkot		70 Warrar	6. Tharparkar	24 Chachro		
	117 Tando Ghulam Hyder	70 Warrar	120 Qubo Saeed Khan	25 Diplo				
118 Bulri Shah Karim	120 Qubo Saeed Khan	121 Naseerabad	121 Naseerabad	26 Mithi				
	122 Sijawal Junejo	122 Sijawal Junejo		27 Nagarparkar				
				7. Sanghar	28 Jam Naw az Ali			
					29 Khipro			
					30 Sanghar			
					31 Shahdadpur			
				20. Umerkot	32 Sinjhora			
					33 Tando Adam			
					22 Samaro			
					23 Umerkot			
					95 Pithoro			
					96 Kunri			

Province Total
Districts = 23
Talukas = 121