

SINDH Education Management Information System (SEMIS)



**District Education Profile**  
**SHAHEED BENAZIRABAD**  
**2010 - 11**

**REFORM SUPPORT UNIT**

Education and Literacy Department

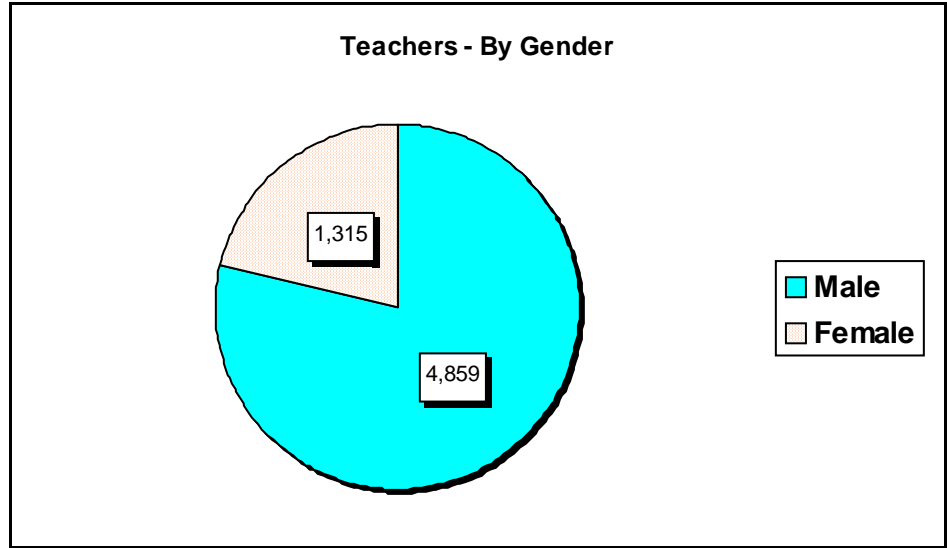
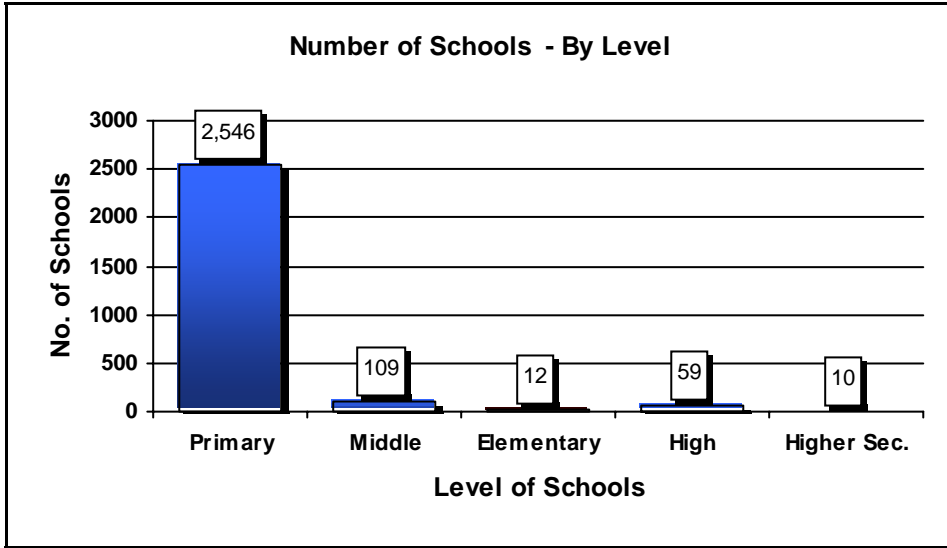
Government of Sindh, Karachi

## TABLE OF CONTENTS

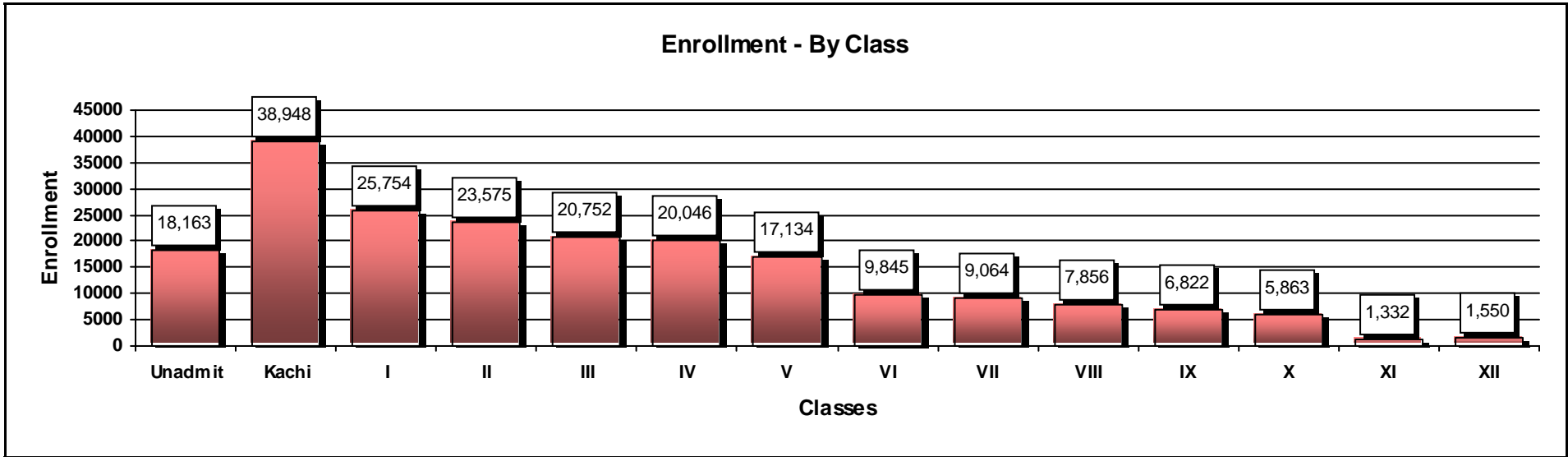
TOPICS		Page No
<b><u>Shaheed Benazirabad</u></b>		
Graph	- Basic Education Summary	1
Summary	- Schools, Enrolment and Teachers by Gender and level wise.	2
Schools	- Gender, Level and Status wise.	3
	- Damages / Affected with Flood / Rain / IDP wise	4
	- Medium and Shift wise.	5
Enrolment	- Gender, Level and Classes stage wise.	6
Teachers	- Gender, Level and Type of Post wise	7
	- Gender, Level and Professional Training wise.	8
Buildings	- School Buildings Status Gender and Level wise.	9
Facilities	- Schools having Basic Facilities.	10
	- Schools having Advance Facilities.	11
	- Classroom Facilities Gender and level wise.	12
Taluka Summary	- Number of Schools, Enrolment , Teachers and School status	13
	- Gender, Level and Taluka wise Summary.	14 - 17
	- District and Taluka Codes used by SEMIS	18

**Total Schools : 2,736**

**Total Teachers : 6,174**



**Total Enrollment : 206,704**



**Basic Ratios** → Students per Teacher : 33      Students per School : 76      Students Per Classroom : 38      Teachers Per School : 2

District: Shaheed Benazirabad		No. of Schools	Enrollment			Teachers			Student per Teacher Ratio
School Gender	School Level	Total	Boys	Girls	Total	Male	Female	Total	
Boys	Primary	424	22,233	5,586	27,819	804	18	822	34
	Middle	28	1,148	240	1,388	53	1	54	26
	Elementary	1	198	5	203	14		14	15
	Secondary	24	11,425	409	11,834	347	1	348	34
	Higher Secondary	5	4,827	470	5,297	119	7	126	42
	Total	482	39,831	6,710	46,541	1,337	27	1,364	34
Girls	Primary	427	2,358	20,230	22,588	80	780	860	26
	Middle	27	254	982	1,236	1	52	53	23
	Elementary	5	0	1,368	1,368		44	44	31
	Secondary	14	0	6,456	6,456	1	121	122	53
	Higher Secondary	2	0	3,175	3,175	3	40	43	74
	Total	475	2,612	32,211	34,823	85	1,037	1,122	31
Mixed	Primary	1,695	75,217	34,569	109,786	3,013	219	3,232	34
	Middle	54	2,529	1,103	3,632	140		140	26
	Elementary	6	1,595	725	2,320	45	32	77	30
	Secondary	21	5,376	1,099	6,475	201		201	32
	Higher Secondary	3	2,299	828	3,127	38		38	82
	Total	1,779	87,016	38,324	125,340	3,437	251	3,688	34
Total	Primary	2,546	99,808	60,385	160,193	3,897	1,017	4,914	33
	Middle	109	3,931	2,325	6,256	194	53	247	25
	Elementary	12	1,793	2,098	3,891	59	76	135	29
	Secondary	59	16,801	7,964	24,765	549	122	671	37
	Higher Secondary	10	7,126	4,473	11,599	160	47	207	56
<b>Grand Total</b>		<b>2,736</b>	<b>129,459</b>	<b>77,245</b>	<b>206,704</b>	<b>4,859</b>	<b>1,315</b>	<b>6,174</b>	<b>33</b>

District: Shaheed Benazirabad		Urban Area			Rural Area			Total Schools		
School Gender	School Level	Functional	Closed	Total	Functional	Closed	Total	Functional	Closed	Total
Boys	Primary	9	1	10	368	46	414	377	47	424
	Middle	3		3	12	13	25	15	13	28
	Elementary	1		1			0	1	0	1
	Secondary	5		5	19		19	24	0	24
	Higher Secondary	1		1	4		4	5	0	5
	Total		19	1	20	403	59	462	422	60
Girls	Primary	17		17	329	81	410	346	81	427
	Middle	3		3	16	8	24	19	8	27
	Elementary	4		4	1		1	5	0	5
	Secondary	3		3	11		11	14	0	14
	Higher Secondary	2		2			0	2	0	2
	Total		29		29	357	89	446	386	89
Mixed	Primary	66	1	67	1563	65	1628	1,629	66	1695
	Middle	2		2	46	6	52	48	6	54
	Elementary	3		3	3		3	6	0	6
	Secondary			0	21		21	21	0	21
	Higher Secondary			0	3		3	3	0	3
	Total		71	1	72	1636	71	1707	1,707	72
Total	Primary	92	2	94	2260	192	2452	2,352	194	2546
	Middle	8		8	74	27	101	82	27	109
	Elementary	8		8	4		4	12	0	12
	Secondary	8		8	51		51	59	0	59
	Higher Secondary	3		3	7		7	10	0	10
<b>Grand Total</b>		<b>119</b>	<b>2</b>	<b>121</b>	<b>2,396</b>	<b>219</b>	<b>2615</b>	<b>2,515</b>	<b>221</b>	<b>2,736</b>

**Schools with Damages Status : Gender and Level wise**
**4**

District : Shaheed Benazirabad		Schools Affected/Damages with					Number of Schools		
School Gender	School Level	Flood	Rain	IDP	Multiple of These	No Info	Damages	Not Damages	Total Schools
Boys	Primary	1		1		0	2	422	424
	Middle					0	0	28	28
	Elementary					0	0	1	1
	Secondary			1		0	1	23	24
	Higher Secondary					0	0	5	5
	Total		1		2		0	3	479
Girls	Primary			2		0	2	425	427
	Middle					0	0	27	27
	Elementary					0	0	5	5
	Secondary		1	1		0	2	12	14
	Higher Secondary					0	0	2	2
	Total			1	3		0	4	471
Mixed	Primary	16	1	14	1	0	32	1,663	1,695
	Middle	2	1	2		0	5	49	54
	Elementary					0	0	6	6
	Secondary		2	2		0	4	17	21
	Higher Secondary					0	0	3	3
	Total		18	4	18	1	0	41	1,738
<b>Grand Total</b>		<b>19</b>	<b>5</b>	<b>23</b>	<b>1</b>	<b>0</b>	<b>48</b>	<b>2,688</b>	<b>2,736</b>

Note : Negative Sign ( - ) shows ( Excess information of yellow form ) in No Info Column i.e in Main Form Q9 Says No

**Schools : Medium and Shift wise**
**5**

District: Shaheed Benazirabad		Schools by Medium					Schools by Shift		Number of Branch Schools
School Gender	School Level	Urdu	Sindhi	English	Mixed	Total	Morning	Afternoon	
Boys	Primary	5	414		5	424	422	2	1
	Middle	2	25		1	28	28	0	0
	Elementary		1			1	1	0	0
	Secondary	1	18		5	24	24	0	0
	Higher Secondary	1	4			5	5	0	0
	Total		9	462		11	482	480	2
Girls	Primary	11	407		9	427	417	10	3
	Middle	2	18		7	27	26	1	0
	Elementary		5			5	5	0	0
	Secondary		8		6	14	14	0	0
	Higher Secondary	1			1	2	2	0	0
	Total		14	438		23	475	464	11
Mixed	Primary	21	1643		31	1695	1683	12	3
	Middle	1	49		4	54	53	1	0
	Elementary		3		3	6	6	0	0
	Secondary		10	1	10	21	21	0	0
	Higher Secondary		3			3	3	0	0
	Total		22	1708	1	48	1779	1766	13
<b>Grand Total</b>		<b>45</b>	<b>2,608</b>	<b>1</b>	<b>82</b>	<b>2,736</b>	<b>2,710</b>	<b>26</b>	<b>7</b>

**District : Shaheed Benazirabad**

School Level	Boys Enrolment Classes wise						Girls Enrolment Classes wise						Grand Total
	Kachi	I to V	VI to VIII	IX to X	XI to XII	Total	Kachi	I to V	VI to VIII	IX to X	XI to XII	Total	
Primary	32,424	67,313	71	0	0	99,808	23,342	36,943	100	0	0	60,385	160,193
Middle	267	552	3,112	0	0	3,931	143	231	1,951	0	0	2,325	6,256
Elementary	303	1,099	391	0	0	1,793	632	1,123	343	0	0	2,098	3,891
Secondary	0	0	10,247	6,554	0	16,801	0	0	5,200	2,764	0	7,964	24,765
Higher Secondary	0	0	3,305	1,884	1,937	7,126	0	0	2,045	1,483	945	4,473	11,599
<b>Grand Total</b>	<b>32,994</b>	<b>68,964</b>	<b>17,126</b>	<b>8,438</b>	<b>1,937</b>	<b>129,459</b>	<b>24,117</b>	<b>38,297</b>	<b>9,639</b>	<b>4,247</b>	<b>945</b>	<b>77,245</b>	<b>206,704</b>

Note: Enrolment of Unadmitted included in Kachi Class.



**Teachers : Level and Type of Post wise**
**7**

District: Shaheed Benazirabad		Teaching Staff by Type of Post									
Gender	School Level	Govt. Regular	Govt. Contract	SMC	NCHD	ESRA	UNICEF	Other Donor	Volunteer	Not Provided	Total
Male	Primary	3,422	177		298					0	3,897
	Middle	176	17		1					0	194
	Elementary	57	2							0	59
	Secondary	539	10							0	549
	Higher Secondary	156	4							0	160
	<b>Total</b>		<b>4,350</b>	<b>210</b>		<b>299</b>					<b>0</b>
Female	Primary	868	34		112			3		0	1,017
	Middle	47	4		2					0	53
	Elementary	68	8							0	76
	Secondary	105	17							0	122
	Higher Secondary	47								0	47
	<b>Total</b>		<b>1,135</b>	<b>63</b>		<b>114</b>			<b>3</b>		<b>0</b>
<b>Grand Total</b>		<b>5,485</b>	<b>273</b>		<b>413</b>			<b>3</b>		<b>0</b>	<b>6,174</b>

**Teachers : Gender and Professional Training wise**
**8**
**District: Shaheed Benazirabad**
**Teaching Staff by Professional Training wise**

Teachers Gender	School Level	PTC	C.T	B. Ed	M. Ed	Other	Untrained	Total
Male	Primary	1,590	1,389	682	113	8	115	3,897
	Middle	21	56	47	39	28	3	194
	Elementary	37	2	16	2		2	59
	Secondary	13	139	107	236	52	2	549
	Higher Secondary	3	118	9	22	6	2	160
	Total		1,664	1,704	861	412	94	124
Female	Primary	494	282	161	36		44	1,017
	Middle	6	13	12	15	5	2	53
	Elementary	19	39	12	4	2	0	76
	Secondary	9	48	13	45	6	1	122
	Higher Secondary	2	12	8	23	1	1	47
	Total		530	394	206	123	14	48
<b>Grand Total</b>		<b>2,194</b>	<b>2,098</b>	<b>1,067</b>	<b>535</b>	<b>108</b>	<b>172</b>	<b>6,174</b>

District: Shaheed Benazirabad		School Building					Total Schools	Total Number of Classrooms	
School Gender	School Level	Other Ownership	Govt. Ownership			Rental			Shelterless (No Building)
			Satisfactory	Repairable	Dangerous				
Boys	Primary	7	103	199	34		80	424	771
	Middle		14	4	0		10	28	70
	Elementary		1	0	0		0	1	6
	Secondary		13	10	1		0	24	264
	Higher Secondary		3	1	0		0	5	82
	<b>Total</b>		<b>7</b>	<b>134</b>	<b>214</b>	<b>35</b>		<b>90</b>	<b>482</b>
Girls	Primary	16	115	167	30	2	97	427	792
	Middle		17	6	2		2	27	105
	Elementary		4	0	1		0	5	31
	Secondary		9	4	1		0	14	138
	Higher Secondary		1	1	0		0	2	46
	<b>Total</b>		<b>16</b>	<b>146</b>	<b>178</b>	<b>34</b>	<b>2</b>	<b>99</b>	<b>475</b>
Mixed	Primary	21	597	592	101	6	378	1,695	2,781
	Middle	1	19	14	9		11	54	154
	Elementary		3	2	1		0	6	36
	Secondary		2	16	3		0	21	144
	Higher Secondary		1	2	0		0	3	21
	<b>Total</b>		<b>22</b>	<b>622</b>	<b>626</b>	<b>114</b>	<b>6</b>	<b>389</b>	<b>1,779</b>
<b>Total</b>	Primary	44	815	958	165	8	555	2,546	4,344
	Middle	1	50	24	11		23	109	329
	Elementary		8	2	2		0	12	73
	Secondary		24	30	5		0	59	546
	Higher Secondary		5	4	0		0	10	149
<b>District Total</b>		<b>45</b>	<b>902</b>	<b>1,018</b>	<b>183</b>	<b>8</b>	<b>578</b>	<b>2,736</b>	<b>5,441</b>

**Schools with Facilities : Gender and Level wise**
**10**

District : Shaheed Benazirabad			Schools having Basic Facilities					Schools having	
School Gender	School Level	Schools	Electricity	Toilets	Drinking Water	Boundary Wall	Play Ground	Library	Science Lab
Boys	Primary	424	134	243	276	250	31	0	0
	Middle	28	6	11	10	10	0	0	0
	Elementary	1	1	1	1	1	0	0	0
	Secondary	24	23	21	21	21	5	4	5
	Higher Second	5	3	1	2	2	1	1	1
	Total	482	167	277	310	284	37	5	6
Girls	Primary	427	93	233	221	257	14	0	0
	Middle	27	13	20	19	21	2	0	0
	Elementary	5	4	4	4	5	0	0	0
	Secondary	14	13	13	14	14	6	4	7
	Higher Second	2	2	2	2	2	1	1	1
	Total	475	125	272	260	299	23	5	8
Mixed	Primary	1695	357	861	960	863	138	0	0
	Middle	54	16	31	30	30	7	0	0
	Elementary	6	4	6	6	6	0	0	0
	Secondary	21	20	20	21	20	7	10	9
	Higher Second	3	3	3	3	3	0	1	1
	Total	1779	400	921	1,020	922	152	11	10
<b>Grand Total</b>		2736	692	1,470	1,590	1,505	212	21	24
<b>Without Facilities</b>			2,044	1,266	1,146	1,231	2,524	2,715	2712

**Schools with Advance Facilities : Gender and Level wise**
**11**

District : Shaheed Benazirabad			Schools having / Received Facilities of			
School Gender	School Level	Schools	Functional SMC	Free Text Books	Construction Works	Girls Stipends
Boys	Primary	424	339	359	11	0
	Middle	28	12	13	1	0
	Elementary	1	1	1	0	0
	Secondary	24	23	24	0	0
	Higher Second	5	4	5	0	0
	Total	482	379	402	12	0
Girls	Primary	427	253	293	6	0
	Middle	27	16	17	3	0
	Elementary	5	5	5	1	0
	Secondary	14	14	14	0	0
	Higher Second	2	2	2	0	0
	Total	475	290	331	10	0
Mixed	Primary	1695	1,424	1,514	22	0
	Middle	54	39	45	0	0
	Elementary	6	5	6	0	0
	Secondary	21	21	21	0	0
	Higher Second	3	3	3	1	0
	Total	1779	1,492	1,589	23	0
<b>Grand Total</b>		<b>2736</b>	<b>2,161</b>	<b>2,322</b>	<b>45</b>	<b>0</b>
<b>Without Facilities</b>			<b>575</b>	<b>414</b>	<b>2,691</b>	<b>2,736</b>

SMC = School Management Committee

## District: Shaheed Benazirabad

Gender	School Level	Student Chairs	Student Desks	Student Benches	Teachers Tables	Teachers Chairs	Fans	Computers
Boys	Primary	408	2,143	3,565	688	1,475	1,138	13
	Middle	50	440	96	50	157	148	2
	Elementary	0	18	21	8	15	18	3
	Secondary	472	4,303	203	242	692	818	106
	Higher Secondary	255	1,076	16	82	190	195	55
	Total	1,185	7,980	3,901	1,070	2,529	2,317	179
Girls	Primary	315	2,163	2,984	600	1,279	824	5
	Middle	376	540	67	43	120	91	3
	Elementary	0	272	130	27	101	53	0
	Secondary	742	1,840	13	155	453	576	71
	Higher Secondary	340	859	0	65	202	229	26
	Total	1,773	5,674	3,194	890	2,155	1,773	105
Mixed	Primary	1,058	7,807	12,838	2,661	5,470	3,770	54
	Middle	250	1,169	232	116	353	345	1
	Elementary	32	263	336	55	130	153	2
	Secondary	233	2,332	127	187	721	691	23
	Higher Secondary	66	525	0	45	263	123	36
	Total	1,639	12,096	13,533	3,064	6,937	5,082	116
<b>Grand Total</b>		<b>4,597</b>	<b>25,750</b>	<b>20,628</b>	<b>5,024</b>	<b>11,621</b>	<b>9,172</b>	<b>400</b>

District: Shaheed Benaz Taluka Name	No. of Schools				Enrolment			Teachers			School Status		Damages Schools	Branch Schools
	Boys	Girls	Mixed	Total	Boys	Girls	Total	Male	Female	Total	Functional	Closed		
Kazi Ahmed	50	139	518	707	29,129	17,939	47,068	1,160	233	1,393	684	23	47	0
Nawab Shah	48	69	280	397	24,032	20,323	44,355	1,058	516	1,574	362	35	0	0
Sakrand	261	159	270	690	34,307	19,514	53,821	1,277	365	1,642	625	65	1	7
Daur	123	108	711	942	41,991	19,469	61,460	1,364	201	1,565	844	98	0	0
<b>District Total</b>	<b>482</b>	<b>475</b>	<b>1,779</b>	<b>2,736</b>	<b>129,459</b>	<b>77,245</b>	<b>206,704</b>	<b>4,859</b>	<b>1,315</b>	<b>6,174</b>	<b>2,515</b>	<b>221</b>	<b>48</b>	<b>7</b>

Taluka : Kazi Ahmed		No. of Schools	Enrollment			Teachers			Closed Schools	Students per Teacher
School Gender	School Level	Total	Boys	Girls	Total	Male	Female	Total		
Boys	Primary	44	1,745	378	2,123	58		58	7	37
	Middle	5	377	41	418	10		10	1	42
	Secondary	1	1,218	0	1,218	37	1	38	0	32
	Total	50	3,340	419	3,759	105	1	106	8	35
Girls	Primary	130	300	5,834	6,134	13	188	201	14	31
	Middle	7	0	401	401		16	16	0	25
	Secondary	2	0	745	745		17	17	0	44
	Total	139	300	6,980	7,280	13	221	234	14	31
Mixed	Primary	485	20,903	9,416	30,319	876	11	887	1	34
	Middle	24	1,176	508	1,684	66		66	0	26
	Secondary	8	3,012	534	3,546	90		90	0	39
	Higher Secondary	1	398	82	480	10		10	0	48
	Total	518	25,489	10,540	36,029	1,042	11	1,053	1	34
Total	Primary	659	22,948	15,628	38,576	947	199	1,146	7	34
	Middle	36	1,553	950	2,503	76	16	92	1	27
	Secondary	11	4,230	1,279	5,509	127	18	145	0	38
	Higher Secondary	1	398	82	480	10	0	10	0	48
<b>Grand Total</b>		<b>707</b>	<b>29,129</b>	<b>17,939</b>	<b>47,068</b>	<b>1,160</b>	<b>233</b>	<b>1,393</b>	<b>23</b>	<b>34</b>



Taluka : Nawab Shah		No. of Schools	Enrollment			Teachers			Closed Schools	Students per Teacher
School Gender	School Level	Total	Boys	Girls	Total	Male	Female	Total		
Boys	Primary	34	2,498	422	2,920	92	4	96	2	30
	Middle	5	376	0	376	25		25	1	15
	Elementary	1	198	5	203	14		14	0	15
	Secondary	6	3,213	1	3,214	117		117	0	27
	Higher Secondary	2	473	73	546	59	7	66	0	8
	Total		48	6,758	501	7,259	307	11	318	3
Girls	Primary	54	906	3,697	4,603	12	213	225	11	20
	Middle	6	254	210	464	1	18	19	2	24
	Elementary	4	0	1,345	1,345		41	41	0	33
	Secondary	3	0	2,594	2,594		41	41	0	63
	Higher Secondary	2	0	3,175	3,175	3	40	43	0	74
	Total		69	1,160	11,021	12,181	16	353	369	13
Mixed	Primary	264	13,781	7,930	21,711	659	120	779	14	28
	Middle	10	493	130	623	23		23	5	27
	Elementary	5	1,556	713	2,269	44	32	76	0	30
	Secondary	1	284	28	312	9		9	0	35
	Total		280	16,114	8,801	24,915	735	152	887	19
Total	Primary	352	17,185	12,049	29,234	763	337	1,100	2	27
	Middle	21	1,123	340	1,463	49	18	67	1	22
	Elementary	10	1,754	2,063	3,817	58	73	131	0	29
	Secondary	10	3,497	2,623	6,120	126	41	167	0	37
	Higher Secondary	4	473	3,248	3,721	62	47	109	0	34
<b>Grand Total</b>		<b>397</b>	<b>24,032</b>	<b>20,323</b>	<b>44,355</b>	<b>1,058</b>	<b>516</b>	<b>1,574</b>	<b>35</b>	<b>28</b>

Taluka : Sakrand		No. of Schools	Enrollment			Teachers			Closed Schools	Students per Teacher
School Gender	School Level	Total	Boys	Girls	Total	Male	Female	Total		
Boys	Primary	246	12,722	3,417	16,139	479	10	489	23	33
	Middle	7	316	146	462	12	1	13	1	36
	Secondary	8	3,331	162	3,493	110		110	0	32
	Total	261	16,369	3,725	20,094	601	11	612	24	33
Girls	Primary	144	122	6,131	6,253	11	275	286	35	22
	Middle	9	0	221	221		10	10	4	22
	Elementary	1	0	23	23		3	3	0	8
	Secondary	5	0	1,492	1,492	1	31	32	0	47
Total	159	122	7,867	7,989	12	319	331	39	24	
Mixed	Primary	247	13,492	6,493	19,985	512	35	547	2	37
	Middle	8	304	134	438	21		21	0	21
	Elementary	1	39	12	51	1		1	0	51
	Secondary	12	2,080	537	2,617	102		102	0	26
	Higher Secondary	2	1,901	746	2,647	28		28	0	95
Total	270	17,816	7,922	25,738	664	35	699	2	37	
Total	Primary	637	26,336	16,041	42,377	1,002	320	1,322	23	32
	Middle	24	620	501	1,121	33	11	44	1	25
	Elementary	2	39	35	74	1	3	4	0	19
	Secondary	25	5,411	2,191	7,602	213	31	244	0	31
	Higher Secondary	2	1,901	746	2,647	28	0	28	0	95
<b>Grand Total</b>		<b>690</b>	<b>34,307</b>	<b>19,514</b>	<b>53,821</b>	<b>1,277</b>	<b>365</b>	<b>1,642</b>	<b>65</b>	<b>33</b>

Taluka : Daur		No. of Schools	Enrollment			Teachers			Closed Schools	Students per Teacher
School Gender	School Level	Total	Boys	Girls	Total	Male	Female	Total		
Boys	Primary	100	5,268	1,369	6,637	175	4	179	15	37
	Middle	11	79	53	132	6		6	10	22
	Secondary	9	3,663	246	3,909	83		83	0	47
	Higher Secondary	3	4,354	397	4,751	60		60	0	79
	Total	123	13,364	2,065	15,429	324	4	328	25	47
Girls	Primary	99	1,030	4,568	5,598	44	104	148	21	38
	Middle	5	0	150	150		8	8	2	19
	Secondary	4	0	1,625	1,625		32	32	0	51
	Total	108	1,030	6,343	7,373	44	144	188	23	39
Mixed	Primary	699	27,041	10,730	37,771	966	53	1,019	49	37
	Middle	12	556	331	887	30		30	1	30
	Total	711	27,597	11,061	38,658	996	53	1,049	50	37
Total	Primary	898	33,339	16,667	50,006	1,185	161	1,346	15	37
	Middle	28	635	534	1,169	36	8	44	10	27
	Secondary	13	3,663	1,871	5,534	83	32	115	0	48
	Higher Secondary	3	4,354	397	4,751	60	0	60	0	79
<b>Grand Total</b>		<b>942</b>	<b>41,991</b>	<b>19,469</b>	<b>61,460</b>	<b>1,364</b>	<b>201</b>	<b>1,565</b>	<b>98</b>	<b>39</b>

Reg	Dist	Taluka	Reg	Dist	Taluka	Reg	Dist	Taluka
1. Hyderabad Region	1. Badin	1 Badin	2. Karachi Region	8. Karachi City	201 Kiamari Tow n	4. Sukkur Region	15. Khairpur Mirs	75 Faiz Ganj
		2 Golarchi/S.F.Rahu			202 SITE Tow n			76 Gambat
		3 Matli			203 Baldia Tow n			77 Khairpur Mirs
		4 Tando Bago			204 Orangi Tow n			78 Kingri
	104 Talhar	205 Lyari Tow n			79 Kot Dijj			
	2. Dadu	5 Dadu			206 Saddar Tow n			80 Mirwah
		6 Johi			207 Jamshed Tow n			81 Nara
		7 K N Shah			208 Gulshan-e-Iqbal Tow n			100 Sobhodero
		9 Mehar			209 Shah Faisal Tow n			16. N. Feroze
	3. Hyderabad	13 Hyderabad			210 Landhi Tow n			
14 Hyderabad City		211 Korangi Tow n	84 Moro					
15 Latifabad		212 North Nazimabad Tow n	85 Naushero Feroz					
101 Qasimabad		213 New Karachi Tow n	111 Mehrabpur					
4. Thatta	34 Ghorabari	214 Gulberg Tow n	17. S. Benazirabad	86 Kazi Ahmed				
	35 Jati	215 Liaquatabad Tow n		87 Naw ab Shah				
	36 Ketri Bundar	216 Malir Tow n	88 Sakrand					
	37 Kharo Chann	217 Bin Qasim Tow n	112 Daur					
	38 Mirpur Bithoro	218 Gadap Tow n	18. Sukkur	91 Pano Akil				
	39 Mirpur Sakro	3. Larkana Region		12. Jacobabad	92 Rohri			
	40 Shah Bundar			59 Garhi Khairo	93 Sukkur			
	41 Sujawal	60 Jacobabad		63 Thull	105 Saleh Pat			
	22. Jamshoro	42 Thatta	64 Dokri	19. Ghotki	106 New Sukkur			
		8 Kotri	66 Larkano		89 Ghotki			
10 Sehwan		68 Rato Dero	90 Mirpur Mathelo					
11 Thana Bula Khan		110 Bakrani	94 Ubauro					
23. Mitari	113 Manjhband	71 Garhi Yasin	102 Khan Garh					
	12 Hala	72 Khanpur	103 Daharki					
24. T. A. Yar	16 Mitari	73 Lakhi	5. Mirpurkhas Region	5. Mirpur Khas	19 Digri			
	114 Saeedabad	74 Shikarpur			20 Kot Ghulam Mohd			
25. T.M.Khan	17 Tando Allah Yar	61 Kandhkot			21 Mirpur Khas			
	115 Jhando Mari / Piro Lund	62 Kashmore			107 Jhuddo			
116 Chamber	116 Chamber	119 Tangwani		108 Sindhri				
	18 Tando Mohd Khan	27. Kambar @ Shahdadkot		65 Kambar	109 Hussain Bux Mari			
				67 Miro Khan	6. Tharparkar	24 Chachro		
	69 Shahdadkot			25 Diplo				
	70 Warrach			26 Mithi				
	120 Qubo Saeed Khan			27 Nagarparkar				
121 Naseerabad	7. Sanghar		28 Jam Naw az Ali					
122 Sijawal Junejo		29 Khipro						
Province Total	Districts = 23	Talukas = 121	20. Umerkot	30 Sanghar				
				31 Shahdadpur				
				32 Sinjhora				
				33 Tando Adam				
22. Samaro	23 Umerkot	95 Pithoro	96 Kunri					