

**SINDH Education Management Information System (SEMIS)**



**Executive  
Sindh Education Profile  
2011 - 12**



**REFORM SUPPORT UNIT**

**Education and Literacy Department**

**Government of Sindh, Karachi**

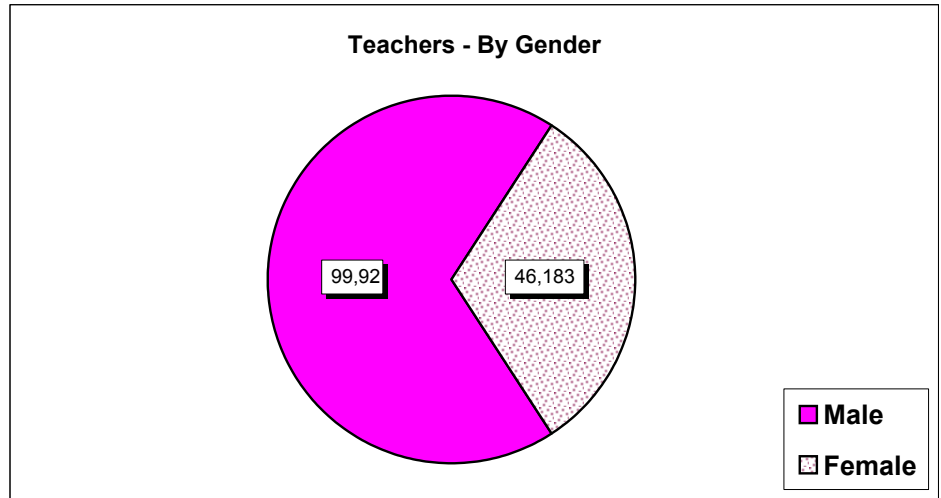
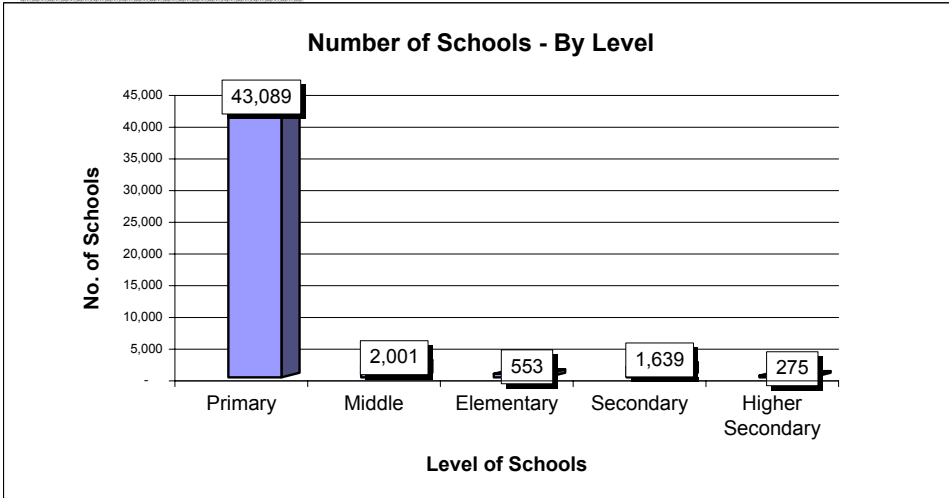
## TABLE OF CONTENTS

TOPICS		Page No
Graph	- Basic Education Summary	1
Summary	- Schools, Enrolment and Teachers by Gender and level wise.	2
Schools	- Gender, Level and Status wise.	3
	- Damages / Affected with Flood / Rain / IDP wise	4
	- Medium and Shift wise.	5
Enrolment	- Gender, Level and Classes stage wise.	6
Teachers	- Gender, Level and Type of Post wise	7
	- Gender, Level and Professional Training wise.	8
Buildings	- School Buildings Status Gender and Level wise.	9
Facilities	- Schools having Basic Facilities.	10
	- Schools having Advance Facilities.	11
	- Classroom Facilities Gender and level wise.	12
District Summary	- Number of Schools, Enrolment , Teachers and School status	13
Comparative Summary	- School Census 2007 to 2011 - 12	14

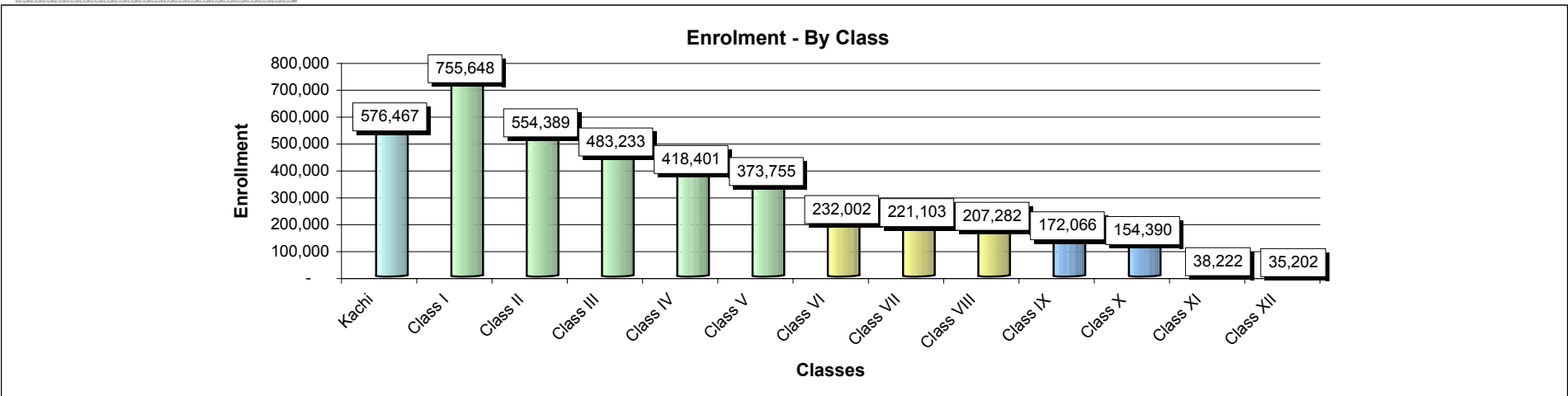
# Graphical Representation of Schools Enrolment ( Census 2011 - 2012 )

Total Schools : 47,557

Total Teachers : 146,103



Total Enrollment : 4,222,160



Basic Ratio ---- Students per Teachers : 29      Students per School : 89      Students per Classroom : 31      Teachers per School : 3

School Gender	School Level	No. of Schools	Enrolment			Teachers			Student per Teacher Ratio
		Total	Boys	Girls	Total	Male	Female	Total	
Boys	Primary	10,331	545,257	139,714	684,971	20,435	1,762	22,197	31
	Middle	537	35,001	10,499	45,500	2,029	408	2,437	19
	Elementary	122	16,314	4,854	21,168	580	258	838	25
	Secondary	641	255,868	10,692	266,560	10,102	2,213	12,315	22
	Higher Secondary	101	106,875	7,575	114,450	2,924	253	3,177	36
	Total	11,732	959,315	173,334	1,132,649	36,070	4,894	40,964	28
Girls	Primary	6,471	27,586	465,402	492,988	885	16,788	17,673	28
	Middle	594	5,120	45,055	50,175	242	2,367	2,609	19
	Elementary	137	1,006	29,620	30,626	70	1,234	1,304	23
	Secondary	513	9,535	218,411	227,946	331	8,326	8,657	26
	Higher Secondary	86	185	85,205	85,390	81	2,316	2,397	36
	Total	7,801	43,432	843,693	887,125	1,609	31,031	32,640	27
Mixed	Primary	26,287	1,176,019	626,468	1,802,487	50,512	8,872	59,384	30
	Middle	870	49,883	28,567	78,450	2,819	224	3,043	26
	Elementary	294	33,976	20,233	54,209	1,272	560	1,832	30
	Secondary	485	128,581	48,976	177,557	5,671	466	6,137	29
	Higher Secondary	88	72,101	17,582	89,683	1,967	136	2,103	43
	Total	28,024	1,460,560	741,826	2,202,386	62,241	10,258	72,499	30
Total	Primary	43,089	1,748,862	1,231,584	2,980,446	71,832	27,422	99,254	30
	Middle	2,001	90,004	84,121	174,125	5,090	2,999	8,089	22
	Elementary	553	51,296	54,707	106,003	1,922	2,052	3,974	27
	Secondary	1,639	393,984	278,079	672,063	16,104	11,005	27,109	25
	Higher Secondary	275	179,161	110,362	289,523	4,972	2,705	7,677	38
Grand Total		47,557	2,463,307	1,758,853	4,222,160	99,920	46,183	146,103	29

Note : Total Schools Including 648 Schools merged in Campus Schools in Schools Consolidation Program.

Source: SEMIS Census 2011 - 2012

Sindh Education Management Information System (SEMIS)

**Schools : Gender, Level, Location and Status wise**
**3**

School Gender	School Level	Urban Area			Rural Area			Total Schools		
		Functional	Closed	Total	Functional	Closed	Total	Functional	Closed	Total
Boys	Primary	795	46	841	7,844	1,646	9,490	8,639	1,692	10,331
	Middle	144	13	157	298	82	380	442	95	537
	Elementary	58	0	58	59	5	64	117	5	122
	Secondary	369	4	373	265	3	268	634	7	641
	Higher Secondary	39	0	39	62	0	62	101	0	101
	Total		1,405	63	1,468	8,528	1,736	10,264	9,933	1,799
Girls	Primary	864	18	882	4,474	1,115	5,589	5,338	1,133	6,471
	Middle	120	5	125	377	92	469	497	97	594
	Elementary	96	0	96	38	3	41	134	3	137
	Secondary	332	4	336	176	1	177	508	5	513
	Higher Secondary	57	0	57	29	0	29	86	0	86
	Total		1,469	27	1,496	5,094	1,211	6,305	6,563	1,238
Mixed	Primary	2,326	54	2,380	21,873	2,034	23,907	24,199	2,088	26,287
	Middle	55	3	58	728	84	812	783	87	870
	Elementary	66	1	67	212	15	227	278	16	294
	Secondary	60	1	61	424	0	424	484	1	485
	Higher Secondary	6	0	6	82	0	82	88	0	88
	Total		2,513	59	2,572	23,319	2,133	25,452	25,832	2,192
Total	Primary	3,985	118	4,103	34,191	4,795	38,986	38,176	4,913	43,089
	Middle	319	21	340	1,403	258	1,661	1,722	279	2,001
	Elementary	220	1	221	309	23	332	529	24	553
	Secondary	761	9	770	865	4	869	1,626	13	1,639
	Higher Secondary	102	0	102	173	0	173	275	0	275
Grand Total		5,387	149	5,536	36,941	5,080	42,021	42,328	5,229	47,557

Note : Closed = Both Temporary (3,995) and Permanent (1,234) Closed Schools included

**Schools with Affected / Damages Status : Gender and Level wise**
**4**

School Gender	School Level	Schools Affected / Damages with					Number of Schools		
		Flood	Rain	IDP	Multiple of These	No Info	Damages/Affected	Not Damages	Total Schools
Boys	Primary	280	1,786	90	395	384	2,935	7,396	10,331
	Middle	14	78	6	19	15	132	405	537
	Elementary	2	9	-	1	7	19	103	122
	Secondary	14	107	19	36	23	199	442	641
	Higher Secondary	4	22	3	15	2	46	55	101
	Total		314	2,002	118	466	431	8,401	11,732
Girls	Primary	119	1,126	54	291	281	1,871	4,600	6,471
	Middle	8	80	8	33	21	150	444	594
	Elementary	-	9	4	1	5	19	118	137
	Secondary	5	61	13	19	15	113	400	513
	Higher Secondary	1	14	3	7	6	31	55	86
	Total		133	1,290	82	351	328	5,617	7,801
Mixed	Primary	905	5,235	227	1,457	844	8,668	17,619	26,287
	Middle	29	169	19	39	28	284	586	870
	Elementary	3	55	2	13	9	82	212	294
	Secondary	14	120	22	49	20	225	260	485
	Higher Secondary	2	24	4	11	3	44	44	88
	Total		953	5,603	274	1,569	904	9,303	18,721
Total	Primary	1,304	8,147	371	2,143	1,509	13,474	29,615	43,089
	Middle	51	327	33	91	64	566	1,435	2,001
	Elementary	5	73	6	15	21	120	433	553
	Secondary	33	288	54	104	58	537	1,102	1,639
	Higher Secondary	7	60	10	33	11	121	154	275
Grand Total		1,400	8,895	474	2,386	1,663	14,818	32,739	47,557

**Schools : Medium and Shift wise**
**5**

School Gender	School Level	Schools by Medium					Schools by Shift				Number of Branch Schools
		Urdu	Sindhi	English	Mixed	Total	Morning	Afternoon	Both	Total	
Boys	Primary	620	9,413	17	281	10,331	9,974	337	20	10,331	125
	Middle	126	365	6	40	537	466	61	10	537	22
	Elementary	54	61	0	7	122	81	37	4	122	1
	Secondary	256	260	4	121	641	515	110	16	641	4
	Higher Secondary	17	46	1	37	101	91	8	2	101	1
	Total		1,073	10,145	28	486	11,732	11,127	553	52	11,732
Girls	Primary	665	5,533	16	257	6,471	6,199	254	18	6,471	129
	Middle	101	429	7	57	594	540	42	12	594	18
	Elementary	79	46	1	11	137	126	9	2	137	1
	Secondary	262	132	3	116	513	433	61	19	513	7
	Higher Secondary	20	23	1	42	86	82	2	2	86	0
	Total		1,127	6,163	28	483	7,801	7,380	368	53	7,801
Mixed	Primary	1,603	24,013	73	598	26,287	25,733	463	91	26,287	360
	Middle	38	756	17	59	870	842	26	2	870	88
	Elementary	55	213	2	24	294	268	15	11	294	11
	Secondary	37	370	4	74	485	462	21	2	485	4
	Higher Secondary	2	47	0	39	88	83	1	4	88	0
	Total		1,735	25,399	96	794	28,024	27,388	526	110	28,024
Total	Primary	2,888	38,959	106	1,136	43,089	41,906	1,054	129	43,089	614
	Middle	265	1,550	30	156	2,001	1,848	129	24	2,001	128
	Elementary	188	320	3	42	553	475	61	17	553	13
	Secondary	555	762	11	311	1,639	1,410	192	37	1,639	15
	Higher Secondary	39	116	2	118	275	256	11	8	275	1
Grand Total		3,935	41,707	152	1,763	47,557	45,895	1,447	215	47,557	771

**Enrolment : Gender, Level and Class Stage wise**
**6**

School Level	Boys Enrolment Class Stages wise						Girls Enrolment Class Stages wise						Grand Total
	Kachi	I to V	VI to VIII	IX to X	XI to XII	Total	Kachi	I to V	VI to VIII	IX to X	XI to XII	Total	
Primary	298,746	1,448,822	1,294			1,748,862	244,270	984,772	2,542			1,231,584	2,980,446
Middle	3,443	18,884	65,978	1,699		90,004	3,480	13,902	65,559	1,180		84,121	174,125
Elementary	6,325	29,648	15,067	256		51,296	6,921	29,271	17,646	869		54,707	106,003
Secondary	5,111	27,292	217,230	143,051	1,300	393,984	5,470	23,165	153,863	94,091	1,490	278,079	672,063
Higher Secondary	1,378	4,516	73,280	52,652	47,335	179,161	1,323	5,154	47,928	32,658	23,299	110,362	289,523
Grand Total	315,003	1,529,162	372,849	197,658	48,635	2,463,307	261,464	1,056,264	287,538	128,798	24,789	1,758,853	4,222,160

Source: SEMIS Census 2011 - 2012

Sindh Education Management Information System (SEMIS)



**Teachers : Level and Type of Post wise**
**7**

Teacher Gender	School Level	Teaching Staff by Type of Post									Grand Total
		Govt. Regular	Govt. Contract	SMC	NCHD	ESRA / US Aid	UNICEF	Other Donor	Volunteer	Not Provided	
Male	Primary	61,526	6,998	47	2,299	17	109	664	171	1	71,832
	Middle	4,610	412	14	5	1	9	22	3	14	5,090
	Elementary	1,755	129	0	22	1	3	11	0	1	1,922
	Secondary	15,063	954	21	2	7	6	38	0	13	16,104
	Higher Secondary	4,661	275	7	15	1	0	9	0	4	4,972
	Total	87,615	8,768	89	2,343	27	127	744	174	33	99,920
Female	Primary	23,067	2,424	25	803	41	584	396	81	1	27,422
	Middle	2,763	135	15	14	3	13	40	0	16	2,999
	Elementary	1,893	103	5	5	3	13	24	4	2	2,052
	Secondary	10,370	472	11	10	10	14	52	1	65	11,005
	Higher Secondary	2,584	95	4	7	0	0	12	0	3	2,705
	Total	40,677	3,229	60	839	57	624	524	86	87	46,183
Total	Primary	84,593	9,422	72	3,102	58	693	1,060	252	2	99,254
	Middle	7,373	547	29	19	4	22	62	3	30	8,089
	Elementary	3,648	232	5	27	4	16	35	4	3	3,974
	Secondary	25,433	1,426	32	12	17	20	90	1	78	27,109
	Higher Secondary	7,245	370	11	22	1	0	21	0	7	7,677
Grand Total		128,292	11,997	149	3,182	84	751	1,268	260	120	146,103

**Teachers : Gender and Professional Training wise**
**8**

Teacher Gender	School Level	Teaching Staff by Professional Training wise							Grand Total
		PTC	C.T	B. Ed	M. Ed	Other	Untrained	Not Provided	
Male	Primary	39,918	3,647	18,507	3,649	182	1,980	3,949	71,832
	Middle	1,051	431	1,595	1,159	624	70	160	5,090
	Elementary	647	166	590	314	77	34	94	1,922
	Secondary	2,174	902	4,226	6,588	1,661	156	397	16,104
	Higher Secondary	613	163	1,046	2,581	363	26	180	4,972
	Total	44,403	5,309	25,964	14,291	2,907	2,266	4,780	99,920
Female	Primary	14,604	2,544	5,831	1,635	106	695	2,007	27,422
	Middle	590	395	1,004	659	174	49	128	2,999
	Elementary	868	281	523	215	32	21	112	2,052
	Secondary	895	844	5,115	3,306	439	70	336	11,005
	Higher Secondary	289	92	845	1,282	98	26	73	2,705
	Total	17,246	4,156	13,318	7,097	849	861	2,656	46,183
Total	Primary	54,522	6,191	24,338	5,284	288	2,675	5,956	99,254
	Middle	1,641	826	2,599	1,818	798	119	288	8,089
	Elementary	1,515	447	1,113	529	109	55	206	3,974
	Secondary	3,069	1,746	9,341	9,894	2,100	226	733	27,109
	Higher Secondary	902	255	1,891	3,863	461	52	253	7,677
Grand Total		61,649	9,465	39,282	21,388	3,756	3,127	7,436	146,103

**Schools Building Facilities : Gender and Level wise**
**9**

School Gender	School Level	Schools by Building							Total Schools	Total Number of Classrooms
		Other Ownership	Govt. Ownership				Rental	Shelterless (No Build / No Info)		
			Satisfactory	Repairable	Dangerous	No Info				
Boys	Primary	256	2,426	4,203	1,394	79	43	1,930	10,331	22,762
	Middle	13	142	232	67	8	10	65	537	3,103
	Elementary	2	45	58	9	0	5	3	122	931
	Secondary	9	170	353	85	5	18	1	641	9,718
	Higher Secondary	0	16	66	18	0	1	0	101	2,734
	Total	280	2,799	4,912	1,573	92	77	1,999	11,732	39,248
Girls	Primary	200	1,358	2,640	980	60	35	1,198	6,471	16,527
	Middle	21	157	281	84	6	2	43	594	3,222
	Elementary	2	61	54	16	0	1	3	137	1,277
	Secondary	7	183	254	55	5	9	0	513	7,886
	Higher Secondary	0	27	52	6	1	0	0	86	2,056
	Total	230	1,786	3,281	1,141	72	47	1,244	7,801	30,968
Mixed	Primary	760	5,949	10,782	3,653	148	86	4,909	26,287	53,364
	Middle	19	158	428	135	16	6	108	870	4,149
	Elementary	2	68	160	37	2	5	20	294	1,977
	Secondary	4	79	304	91	1	6	0	485	5,898
	Higher Secondary	0	14	59	14	1	0	0	88	1,756
	Total	785	6,268	11,733	3,930	168	103	5,037	28,024	67,144
Total	Primary	1,216	9,733	17,625	6,027	287	164	8,037	43,089	92,653
	Middle	53	457	941	286	30	18	216	2,001	10,474
	Elementary	6	174	272	62	2	11	26	553	4,185
	Secondary	20	432	911	231	11	33	1	1,639	23,502
	Higher Secondary	0	57	177	38	2	1	0	275	6,546
Grand Total		1,295	10,853	19,926	6,644	332	227	8,280	47,557	137,360

Note : Closed Schools Included

Source: SEMIS Census 2011 - 2012

Sindh Education Management Information System (SEMIS)

**Schools with Basic Facilities : Gender and Level wise**
**10**

School Gender	School Level	Schools	Schools having Basic Facilities					Schools having	
			Electricity	Toilets	Drinking Water	Boundary Wall	Play Ground	Library	Science Lab
Boys	Primary	10,331	3,894	5,473	4,867	5,767	2,417	50	41
	Middle	537	282	376	287	372	138	8	8
	Elementary	122	96	93	92	95	43	7	2
	Secondary	641	550	578	531	578	321	243	402
	Higher Secondary	101	92	92	89	86	65	61	80
	Total	11,732	4,914	6,612	5,866	6,898	2,984	369	533
Girls	Primary	6,471	2,650	3,686	2,754	4,412	1,905	33	29
	Middle	594	326	431	330	472	221	6	8
	Elementary	137	113	122	108	131	77	3	4
	Secondary	513	458	487	449	497	298	118	259
	Higher Secondary	86	83	77	75	85	49	33	59
	Total	7,801	3,630	4,803	3,716	5,597	2,550	193	359
Mixed	Primary	26,287	10,020	14,205	12,705	14,161	6,517	83	70
	Middle	870	384	561	419	597	232	10	6
	Elementary	294	184	221	191	219	115	4	4
	Secondary	485	387	425	400	416	195	121	186
	Higher Secondary	88	81	80	76	77	40	50	62
	Total	28,024	11,056	15,492	13,791	15,470	7,099	268	328
Total	Primary	43,089	16,564	23,364	20,326	24,340	10,839	166	140
	Middle	2,001	992	1,368	1,036	1,441	591	24	22
	Elementary	553	393	436	391	445	235	14	10
	Secondary	1,639	1,395	1,490	1,380	1,491	814	482	847
	Higher Secondary	275	256	249	240	248	154	144	201
Grand Total		47,557	19,600	26,907	23,373	27,965	12,633	830	1,220
Without Facilities / No Info			27,957	20,650	24,184	19,592	34,924	46,727	46,337

Note : Closed Schools Included

Source: SEMIS Census 2011 - 2012

Sindh Education Management Information System (SEMIS)

**Schools with Advance Facilities : Gender and Level wise**
**11**

School Gender	School Level	Schools	Schools having / Received Facilities of			
			Functional SMC	Free Text Books	Construction Works	Girls Stipends
Boys	Primary	10,331	8,631	8,471	1,055	49
	Middle	537	415	421	50	135
	Elementary	122	112	109	17	21
	Secondary	641	615	600	154	105
	Higher Secondary	101	98	98	28	18
	Total	11,732	9,871	9,699	1,304	328
Girls	Primary	6,471	4,916	4,978	571	27
	Middle	594	447	462	73	342
	Elementary	137	128	128	27	94
	Secondary	513	508	490	120	442
	Higher Secondary	86	84	80	22	68
	Total	7,801	6,083	6,138	813	973
Mixed	Primary	26,287	23,947	23,689	2,580	88
	Middle	870	744	746	98	528
	Elementary	294	266	260	58	114
	Secondary	485	477	469	99	380
	Higher Secondary	88	82	81	19	45
	Total	28,024	25,516	25,245	2,854	1,155
Total	Primary	43,089	37,494	37,138	4,206	164
	Middle	2,001	1,606	1,629	221	1,005
	Elementary	553	506	497	102	229
	Secondary	1,639	1,600	1,559	373	927
	Higher Secondary	275	264	259	69	131
	Grand Total	47,557	41,470	41,082	4,971	2,456

Without Facilities / No Info	6,087	6,475	42,586	45,101
------------------------------	-------	-------	--------	--------

SMC = School Management Committee

Note : Closed Schools Included

Source: SEMIS Census 2011 - 2012

Sindh Education Management Information System (SEMIS)

**Classroom Facilities : Gender and Level wise**
**12**

School Gender	School Level	Student Chairs	Student Desks	Student Benches	Teachers Tables	Teachers Chairs	Fans	Computers
Boys	Primary	11,120	80,407	81,952	18,131	37,229	25,016	251
	Middle	2,064	14,965	2,747	1,694	4,295	3,198	63
	Elementary	789	7,611	1,553	645	1,450	1,310	31
	Secondary	17,573	81,078	6,904	5,991	19,926	16,921	2,345
	Higher Secondary	9,101	22,606	3,710	2,163	6,010	5,480	1,131
	Total	40,647	206,667	96,866	28,624	68,910	51,925	3,821
Girls	Primary	22,483	72,673	47,862	11,994	24,014	16,102	154
	Middle	3,825	15,356	3,616	1,878	4,095	3,441	106
	Elementary	1,989	10,012	1,820	970	1,892	1,761	72
	Secondary	18,839	74,426	9,247	5,645	14,378	13,461	1,561
	Higher Secondary	13,822	20,166	1,649	1,667	4,324	4,459	912
	Total	60,958	192,633	64,194	22,154	48,703	39,224	2,805
Mixed	Primary	30,600	187,591	207,592	45,705	91,640	56,021	683
	Middle	3,998	18,849	3,455	2,460	6,029	4,131	167
	Elementary	2,739	10,518	4,327	1,545	3,315	2,803	117
	Secondary	12,951	41,706	5,213	4,247	13,510	10,839	786
	Higher Secondary	10,197	15,441	1,836	1,570	4,406	3,873	670
	Total	60,485	274,105	222,423	55,527	118,900	77,667	2,423
Total	Primary	64,203	340,671	337,406	75,830	152,883	97,139	1,088
	Middle	9,887	49,170	9,818	6,032	14,419	10,770	336
	Elementary	5,517	28,141	7,700	3,160	6,657	5,874	220
	Secondary	49,363	197,210	21,364	15,883	47,814	41,221	4,692
	Higher Secondary	33,120	58,213	7,195	5,400	14,740	13,812	2,713
Grand Total		162,090	673,405	383,483	106,305	236,513	168,816	9,049

**District Summary : Schools, Enrolment, Teachers and Status wise**
**13**

District Name	No. of Schools				Enrolment			Teachers			School Status	
	Boys	Girls	Mixed	Total	Boys	Girls	Total	Male	Female	Total	Functional	Closed
Badin	446	419	2,235	3,100	114,908	73,721	188,629	5,054	1,059	6,113	2,862	238
Dadu	515	400	1,220	2,135	151,178	104,293	255,471	5,505	1,407	6,912	1,990	145
Hyderabad	187	224	526	937	80,333	76,781	157,114	4,301	3,918	8,219	909	28
Thatta	1,168	455	1,631	3,254	94,052	71,568	165,620	4,565	1,077	5,642	2,531	723
Mirpur Khas	419	376	1,400	2,195	97,249	58,311	155,560	3,933	1,772	5,705	1,920	275
Tharparkar	793	628	2,660	4,081	112,213	86,893	199,106	4,671	649	5,320	3,283	798
Sanghar	497	368	2,323	3,188	146,174	86,023	232,197	7,247	1,989	9,236	2,935	253
Karachi City	1,058	884	1,651	3,593	237,972	304,674	542,646	8,791	18,726	27,517	3,502	91
Jacobabad	448	250	827	1,525	102,635	73,022	175,657	3,999	1,075	5,074	1,419	106
Larkana	152	244	790	1,186	124,378	86,615	210,993	4,805	1,775	6,580	1,165	21
Shikarpur	320	243	776	1,339	83,491	50,682	134,173	3,672	990	4,662	1,069	270
Khairpur Mirs	816	545	2,129	3,490	194,476	126,152	320,628	7,591	2,344	9,935	3,171	319
Naushero Feroze	761	338	1,341	2,440	138,165	94,293	232,458	5,503	1,640	7,143	2,278	162
Shaheed Benazirabad	589	456	1,670	2,715	122,956	72,942	195,898	4,973	1,450	6,423	2,485	230
Sukkur	257	218	836	1,311	85,487	58,277	143,764	3,866	1,398	5,264	1,226	85
Ghotki	1,310	269	419	1,998	129,437	60,969	190,406	4,207	670	4,877	1,864	134
Umerkot	621	443	1,245	2,309	71,662	41,563	113,225	2,977	751	3,728	1,832	477
Jamshoro	186	143	491	820	49,169	35,607	84,776	1,966	695	2,661	679	141
Mitiani	114	139	737	990	52,329	31,672	84,001	2,700	686	3,386	901	89
Tando Allah Yar	115	130	582	827	40,769	24,342	65,111	1,494	441	1,935	708	119
Tando Muhammad Khan	183	139	733	1,055	34,352	20,863	55,215	1,819	382	2,201	966	89
Kashmore	409	182	847	1,438	81,644	36,005	117,649	2,844	451	3,295	1,148	290
Kambar-Shahdadkot	368	308	955	1,631	118,278	83,585	201,863	3,437	838	4,275	1,485	146
<b>Provincial Total</b>	<b>11,732</b>	<b>7,801</b>	<b>28,024</b>	<b>47,557</b>	<b>2,463,307</b>	<b>1,758,853</b>	<b>4,222,160</b>	<b>99,920</b>	<b>46,183</b>	<b>146,103</b>	<b>42,328</b>	<b>5,229</b>

Note : Total Schools Including 648 Schools merged in Campus Schools in Schools Consolidation Program.

Source: SEMIS Census 2011 - 2012

Sindh Education Management Information System (SEMIS)

**Comparative Summary: School Census 2007 to 2011 - 12**
**14**

School Level	Year	No. of Schools				Enrolment			Teachers		
		Boys	Girls	Mixed	Total	Boys	Girls	Total	Male	Female	Total
Primary	2007	10,155	7,487	26,673	44,315	2,001,910	1,333,261	3,335,171	68,865	26,987	95,852
	2008	14,792	7,298	22,428	44,518	1,994,676	1,332,058	3,326,734	72,692	28,307	100,999
	2009	10,416	7,283	27,345	45,044	2,016,185	1,386,206	3,402,391	72,979	28,965	101,944
	2010	11,406	7,112	26,004	44,522	1,942,476	1,349,498	3,291,974	73,116	28,945	102,061
	2011	10,331	6,471	26,287	43,089	1,748,862	1,231,584	2,980,446	71,832	27,422	99,254
Middle / Elementary	2007	867	914	1,316	3,097	130,924	99,958	230,882	6,240	3,952	10,192
	2008	936	839	1,012	2,787	116,467	101,874	218,341	6,349	4,237	10,586
	2009	679	889	1,100	2,668	117,146	111,686	228,832	5,585	4,025	9,610
	2010	649	758	1,098	2,505	119,227	117,776	237,003	5,782	4,177	9,959
	2011	659	731	1,164	0	141,300	138,828	0	7,012	5,051	12,063
Secondary	2007	638	491	472	1,601	346,109	231,857	577,966	15,525	10,491	26,016
	2008	762	476	366	1,604	356,697	229,886	586,583	16,242	10,647	26,889
	2009	663	518	481	1,662	376,766	253,571	630,337	15,384	10,166	25,550
	2010	684	513	444	1,641	366,074	254,877	620,951	15,512	10,086	25,598
	2011	641	513	485	1,639	393,984	278,079	672,063	16,104	11,005	27,109
Higher Secondary	2007	49	66	83	198	115,656	72,300	187,956	3,904	2,043	5,947
	2008	73	72	71	216	132,194	77,122	209,316	4,405	2,216	6,621
	2009	73	71	87	231	146,523	81,126	227,649	4,446	2,084	6,530
	2010	88	75	83	246	161,371	91,694	253,065	4,701	2,291	6,992
	2011	101	86	88	275	179,161	110,362	289,523	4,972	2,705	7,677
Total	2007	11,709	8,958	28,544	49,211	2,594,599	1,737,376	4,331,975	94,534	43,473	138,007
	2008	16,563	8,685	23,877	49,125	2,600,034	1,740,940	4,340,974	99,688	45,407	145,095
	2009	11,831	8,761	29,013	49,605	2,656,620	1,832,589	4,489,209	98,394	45,240	143,634
	2010	12,827	8,458	27,629	48,914	2,589,148	1,813,845	4,402,993	99,111	45,499	144,610
	2011	11,732	7,801	28,024	47,557	2,463,307	1,758,853	4,222,160	99,920	46,183	146,103

Note : Unadmitted class enrollment not collected in ASC 2011-12 ( In ASC 2010-11 Unadmitted Class enrollment is 187,917 )

Source: SEMIS Census 2011 - 2012

Sindh Education Management Information System (SEMIS)